

ภาคผนวก จ

ใบรับรองการสอบเทียบเครื่องมือ



รายการเครื่องมือที่ใช้ในการวิเคราะห์ / ทดสอบ

Sample Name	Parameter	Equipment Name	ID No.	Calibrated Date	Next Cal	Freq. Calibrate (Months)
Ambient	Total Suspended Particulate	High Volume	RYG_FS0291	-	-	On site Calibration
Ambient	Total Suspended Particulate	High Volume	RYG_FS0174	-	-	On site Calibration
Ambient	Total Suspended Particulate	High Volume	RYG_FS0394	-	-	On site Calibration
Ambient	Total Suspended Particulate	High Volume	RYG_FS0181	-	-	On site Calibration
Ambient	Total Suspended Particulate	Digital Balance	RYG_EN0001	23-Mar-22	23-Mar-23	12
Ambient	Particulate Matter (PM-10)	High Volume	RYG_FS0398	-	-	On site Calibration
Ambient	Particulate Matter (PM-10)	High Volume	RYG_FS0187	-	-	On site Calibration
Ambient	Particulate Matter (PM-10)	High Volume	RYG_FS0186	-	-	On site Calibration
Ambient	Particulate Matter (PM-10)	High Volume	RYG_FS0189	-	-	On site Calibration
Ambient	Particulate Matter (PM-10)	Digital Balance	RYG_EN0001	23-Mar-22	23-Mar-23	12
Ambient	Nitrogen Dioxide	NO ₂ Analyzer	RYG_FS0535	4-Jan-22	4-Jul-22	6
Ambient	Nitrogen Dioxide	NO ₂ Analyzer	RYG_FS0453	4-Jan-22	4-Jul-22	6
Ambient	Nitrogen Dioxide	NO ₂ Analyzer	RYG_FS0463	4-Jan-22	4-Jul-22	6
Ambient	Nitrogen Dioxide	NO ₂ Analyzer	RYG_FS0255	4-Jan-22	4-Jul-22	6
Ambient	Sulfur Dioxide	SO ₂ Analyzer	RYG_FS0534	4-Jan-22	4-Jul-22	6
Ambient	Sulfur Dioxide	SO ₂ Analyzer	RYG_FS0452	4-Jan-22	4-Jul-22	6
Ambient	Sulfur Dioxide	SO ₂ Analyzer	RYG_FS0462	4-Jan-22	4-Jul-22	6
Ambient	Sulfur Dioxide	SO ₂ Analyzer	RYG_FS0254	4-Jan-22	4-Jul-22	6



ALS Laboratory Group (Thailand) Co., Ltd.
 104 Phatthanakan 40, Phatthanakan Rd., Khwaeng
 Phatthanakan, Khet Suan Luang, Bangkok 10250 Thailand
 T +66 2 760 3000 F +66 2 760 3197

รายการเครื่องมือที่ใช้ในการวิเคราะห์ / ทดสอบ (ต่อ)

Sample Name	Parameter	Equipment Name	ID No.	Calibrated Date	Next Cal	Freq. Calibrate (Months)
Ambient	Wind Speed / Wind Direction	Wind Speed / Wind Direction	RYG_FS0089	13-Jul-21	11-Jan-23	18
Ambient	Wind Speed / Wind Direction	Wind Speed / Wind Direction	RYG_FS0085	8-Oct-21	8-Apr-23	18
Ambient	Wind Speed / Wind Direction	Wind Speed / Wind Direction	RYG_FS0087	13-Jul-21	11-Jan-23	18
Ambient	Wind Speed / Wind Direction	Wind Speed / Wind Direction	RYG_FS0081	5-Jul-21	3-Jan-23	18
Noise	Leq 24 hrs	Sound Calibrator	RYG_FS0215	9-Aug-21	9-Aug-22	12
Noise	Leq 24 hrs	Sound Level Meter	RYG_FS0434	21-Jan-22	21-Jan-23	12
Noise	Leq 24 hrs	Sound Level Meter	RYG_FS0437	6-Aug-21	6-Aug-22	12
Noise	Leq 5 min	Sound Calibrator	RYG_FS0215	9-Aug-21	9-Aug-22	12
Noise	Leq 5 min	Sound Level Meter	RYG_FS0434	21-Jan-22	21-Jan-23	12
Noise	Leq 5 min	Sound Level Meter	RYG_FS0437	6-Aug-21	6-Aug-22	12
Noise	Noise Annoyance	Sound Calibrator	RYG_FS0215	9-Aug-21	9-Aug-22	12
Noise	Noise Annoyance	Sound Level Meter	RYG_FS0434	21-Jan-22	21-Jan-23	12
Noise	Noise Annoyance	Sound Level Meter	RYG_FS0431	21-Jan-22	21-Jan-23	12
Noise	Noise Annoyance	Sound Level Meter	RYG_FS0437	6-Aug-21	6-Aug-22	12
Noise	Noise Annoyance	Sound Level Meter	RYG_FS0438	6-Aug-21	6-Aug-22	12
Rayong Lab	Cyanide	SPECTROPHOTOMETER	RYG_EN0037	1-Apr-21	1-Oct-22	18
Rayong Lab	Phenol	SPECTROPHOTOMETER	RYG_EN0037	1-Apr-21	1-Oct-22	18
Rayong Lab	pH at 25 °C	pH meter	RYG_EN0183	17-Mar-22	17-Mar-23	12



ALS Laboratory Group (Thailand) Co., Ltd.
 104 Phatthanakan 40, Phatthanakan Rd., Khwaeng
 Phatthanakan, Khet Suan Luang, Bangkok 10250 Thailand
 T +66 2 760 3000 F +66 2 760 3197

รายการเครื่องมือที่ใช้ในการวิเคราะห์ / ทดสอบ (ต่อ)

Sample Name	Parameter	Equipment Name	ID No.	Calibrated Date	Next Cal	Freq. Calibrate (Months)
Rayong Lab	Nitrate	SPECTROPHOTOMETER	RYG_EN0037	1-Apr-21	1-Oct-22	18
Rayong Lab	Ammonia Nitrogen	SPECTROPHOTOMETER	RYG_EN0037	1-Apr-21	1-Oct-22	18
Rayong Lab	Dissolved Oxygen	Chamber (Cold Room)	RYG_EN0184	22-Feb-22	22-Feb-23	12
Rayong Lab	BOD (5 days at 20°C)	DO meter with Sensor	RYG_EN0140	2-Feb-21	3-Aug-22	18
Rayong Lab	BOD (5 days at 20°C)	Incubator	RYG_EN0154	22-Apr-22	21-Oct-23	12
Rayong Lab	Temperature	Digital Thermometer	RYG_FS0467	7-Jul-21	7-Jul-22	18
Water Lab	Arsenic	ICP-MS	BKK_EL0043	30-Sep-21	29-Mar-23	18
Water Lab	Arsenic	Hot Block	BKK_EL0054	7-Apr-22	7-Oct-23	18
Water Lab	Arsenic	Chamber (Cold Room)	BKK_EN0167	18-May-21	16-Nov-22	18
Water Lab	Barium	ICP-MS	BKK_EL0043	30-Sep-21	29-Mar-23	18
Water Lab	Barium	Hot Block	BKK_EL0054	7-Apr-22	7-Oct-23	18
Water Lab	Barium	Chamber (Cold Room)	BKK_EN0167	18-May-21	16-Nov-22	18
Water Lab	Cadmium	ICP-MS	BKK_EL0043	30-Sep-21	29-Mar-23	18
Water Lab	Cadmium	Hot Block	BKK_EL0054	7-Apr-22	7-Oct-23	18
Water Lab	Cadmium	Chamber (Cold Room)	BKK_EN0167	18-May-21	16-Nov-22	18
Water Lab	Copper	ICP-MS	BKK_EL0043	30-Sep-21	29-Mar-23	18
Water Lab	Copper	Hot Block	BKK_EL0054	7-Apr-22	7-Oct-23	18
Water Lab	Copper	Chamber (Cold Room)	BKK_EN0167	18-May-21	16-Nov-22	18
Water Lab	Hexavalent Chromium	Spectrophotometer	BKK_EN0018	15-Oct-21	15-Oct-22	12



ALS Laboratory Group (Thailand) Co., Ltd.
104 Phatthanakan 40, Phatthanakan Rd., Khwaeng
Phatthanakan, Khet Suan Luang, Bangkok 10250 Thailand
T +66 2 760 3000 F +66 2 760 3197

รายการเครื่องมือที่ใช้ในการวิเคราะห์ / ทดสอบ (ต่อ)

Sample Name	Parameter	Equipment Name	ID No.	Calibrated Date	Next Cal	Freq. Calibrate (Months)
Water Lab	Lead	ICP-MS	BKK_EL0043	30-Sep-21	29-Mar-23	18
Water Lab	Lead	Hot Block	BKK_EL0054	7-Apr-22	7-Oct-23	18
Water Lab	Lead	Chamber (Cold Room)	BKK_EN0167	18-May-21	16-Nov-22	18
Water Lab	Manganese	ICP-MS	BKK_EL0043	30-Sep-21	29-Mar-23	18
Water Lab	Manganese	Hot Block	BKK_EL0054	7-Apr-22	7-Oct-23	18
Water Lab	Manganese	Chamber (Cold Room)	BKK_EN0167	18-May-21	16-Nov-22	18
Water Lab	Mercury	CVAFS	BKK_EL0011	7-Jun-22	6-Jun-23	12
Water Lab	Nickel	ICP-MS	BKK_EL0043	30-Sep-21	29-Mar-23	18
Water Lab	Nickel	Hot Block	BKK_EL0054	7-Apr-22	7-Oct-23	18
Water Lab	Nickel	Chamber (Cold Room)	BKK_EN0167	18-May-21	16-Nov-22	18
Water Lab	Selenium	ICP-MS	BKK_EL0043	30-Sep-21	29-Mar-23	18
Water Lab	Selenium	Hot Block	BKK_EL0054	7-Apr-22	7-Oct-23	18
Water Lab	Selenium	Chamber (Cold Room)	BKK_EN0167	18-May-21	16-Nov-22	18
Water Lab	Silver	ICP-MS	BKK_EL0043	30-Sep-21	29-Mar-23	18
Water Lab	Silver	Hot Block	BKK_EL0054	7-Apr-22	7-Oct-23	18
Water Lab	Silver	Chamber (Cold Room)	BKK_EN0167	18-May-21	16-Nov-22	18
Water Lab	Trivalent Chromium	ICP-MS	BKK_EL0043	30-Sep-21	29-Mar-23	18
Water Lab	Trivalent Chromium	Hot Block	BKK_EL0054	7-Apr-22	7-Oct-23	18
Water Lab	Trivalent Chromium	Chamber (Cold Room)	BKK_EN0167	18-May-21	16-Nov-22	18



ALS Laboratory Group (Thailand) Co., Ltd.
104 Phatthanakan 40, Phatthanakan Rd., Khwaeng
Phatthanakan, Khet Suan Luang, Bangkok 10250 Thailand
T +66 2 760 3000 F +66 2 760 3197

รายการเครื่องมือที่ใช้ในการวิเคราะห์ / ทดสอบ (ต่อ)

Sample Name	Parameter	Equipment Name	ID No.	Calibrated Date	Next Cal	Freq. Calibrate (Months)
Water Lab	Zinc	ICP-MS	BKK_EL0043	30-Sep-21	29-Mar-23	18
Water Lab	Zinc	Hot Block	BKK_EL0054	7-Apr-22	7-Oct-23	18
Water Lab	Zinc	Chamber (Cold Room)	BKK_EN0167	18-May-21	16-Nov-22	18
Water Lab	Total Coliform	Autoclave	BKK_ML0043	1-Dec-21	1-Jun-23	18
Water Lab	Total Coliform	Incubator	BKK_ML0010	5-Jan-21	6-Jul-22	18
Water Lab	Total Coliform	Hot Air Oven	BKK_ML0013	7-Jun-21	6-Dec-22	18
Water Lab	Fecal Coliform	Autoclave	BKK_ML0043	1-Dec-21	1-Jun-23	18
Water Lab	Fecal Coliform	Incubator	BKK_ML0010	5-Jan-21	6-Jul-22	18
Water Lab	Fecal Coliform	Hot Air Oven	BKK_ML0013	7-Jun-21	6-Dec-22	18
Water Lab	Fecal Coliform	Water Bath	BKK_ML0056	20-May-22	20-May-23	12
Sludge	Arsenic	ICP-OES	BKK_EL0037	2-Mar-21	2-Mar-22	12
Sludge	Arsenic	Hot Block	BKK_EL0054	17-Nov-20	18-May-22	18
Sludge	Arsenic	Chamber (Cold Room)	BKK_EN0167	18-May-21	16-Nov-22	18
Sludge	Cadmium	ICP-OES	BKK_EL0037	2-Mar-21	2-Mar-22	12
Sludge	Cadmium	Hot Block	BKK_EL0054	17-Nov-20	18-May-22	18
Sludge	Cadmium	Chamber (Cold Room)	BKK_EN0167	18-May-21	16-Nov-22	18
Sludge	Copper	ICP-OES	BKK_EL0037	2-Mar-21	2-Mar-22	12
Sludge	Copper	Hot Block	BKK_EL0054	17-Nov-20	18-May-22	18
Sludge	Copper	Chamber (Cold Room)	BKK_EN0167	18-May-21	16-Nov-22	18



ALS Laboratory Group (Thailand) Co., Ltd.
104 Phatthanakan 40, Phatthanakan Rd., Khwaeng
Phatthanakan, Khet Suan Luang, Bangkok 10250 Thailand
T +66 2 760 3000 F +66 2 760 3197

รายการเครื่องมือที่ใช้ในการวิเคราะห์ / ทดสอบ (ต่อ)

Sample Name	Parameter	Equipment Name	ID No.	Calibrated Date	Next Cal	Freq. Calibrate (Months)
Sludge	Hexavalent Chromium	Spectrophotometer	BKK_EN0018	15-Oct-21	15-Oct-22	12
Sludge	Lead	ICP-OES	BKK_EL0037	2-Mar-21	2-Mar-22	12
Sludge	Lead	Hot Block	BKK_EL0054	17-Nov-20	18-May-22	18
Sludge	Lead	Chamber (Cold Room)	BKK_EN0167	18-May-21	16-Nov-22	18
Sludge	Manganese	ICP-OES	BKK_EL0037	2-Mar-21	2-Mar-22	12
Sludge	Manganese	Hot Block	BKK_EL0054	17-Nov-20	18-May-22	18
Sludge	Manganese	Chamber (Cold Room)	BKK_EN0167	18-May-21	16-Nov-22	18
Sludge	Mercury	CVAFS	BKK_EL0011	7-Jun-22	6-Jun-23	12
Sludge	Nickel	ICP-OES	BKK_EL0037	2-Mar-21	2-Mar-22	12
Sludge	Nickel	Hot Block	BKK_EL0054	17-Nov-20	18-May-22	18
Sludge	Nickel	Chamber (Cold Room)	BKK_EN0167	18-May-21	16-Nov-22	18
Sludge	Silver	ICP-OES	BKK_EL0037	2-Mar-21	2-Mar-22	12
Sludge	Silver	Hot Block	BKK_EL0054	17-Nov-20	18-May-22	18
Sludge	Silver	Chamber (Cold Room)	BKK_EN0167	18-May-21	16-Nov-22	18
Sludge	Zinc	ICP-OES	BKK_EL0037	2-Mar-21	2-Mar-22	12
Sludge	Zinc	Hot Block	BKK_EL0054	17-Nov-20	18-May-22	18
Sludge	Zinc	Chamber (Cold Room)	BKK_EN0167	18-May-21	16-Nov-22	18
Soil	Mercury	CVAFS	BKK_EL0011	7-Jun-22	6-Jun-23	12



ALS Laboratory Group (Thailand) Co., Ltd.
104 Phatthanakan 40, Phatthanakan Rd., Khwaeng
Phatthanakan, Khet Suan Luang, Bangkok 10250 Thailand
T +66 2 760 3000 F +66 2 760 3197

รายการเครื่องมือที่ใช้ในการวิเคราะห์ / ทดสอบ (ต่อ)

Sample Name	Parameter	Equipment Name	ID No.	Calibrated Date	Next Cal	Freq. Calibrate (Months)
Soil	Arsenic	ICP-OES	BKK_EL0037	13-Sep-21	12-Mar-23	12
Soil	Arsenic	Hot Block	BKK_EL0054	7-Apr-22	7-Oct-23	18
Soil	Arsenic	Chamber (Cold Room)	BKK_EN0167	18-May-21	16-Nov-22	18
Soil	Cadmium	ICP-OES	BKK_EL0037	13-Sep-21	12-Mar-23	12
Soil	Cadmium	Hot Block	BKK_EL0054	7-Apr-22	7-Oct-23	18
Soil	Cadmium	Chamber (Cold Room)	BKK_EN0167	18-May-21	16-Nov-22	18
Soil	Selenium	ICP-OES	BKK_EL0037	13-Sep-21	12-Mar-23	12
Soil	Selenium	Hot Block	BKK_EL0054	7-Apr-22	7-Oct-23	18
Soil	Selenium	Chamber (Cold Room)	BKK_EN0167	18-May-21	16-Nov-22	18
Soil	Lead	ICP-OES	BKK_EL0037	13-Sep-21	12-Mar-23	12
Soil	Lead	Hot Block	BKK_EL0054	7-Apr-22	7-Oct-23	18
Soil	Lead	Chamber (Cold Room)	BKK_EN0167	18-May-21	16-Nov-22	18
Soil	Manganese	ICP-OES	BKK_EL0037	13-Sep-21	12-Mar-23	12
Soil	Manganese	Hot Block	BKK_EL0054	7-Apr-22	7-Oct-23	18
Soil	Manganese	Chamber (Cold Room)	BKK_EN0167	18-May-21	16-Nov-22	18
Soil	Nickel	ICP-OES	BKK_EL0037	13-Sep-21	12-Mar-23	12
Soil	Nickel	Hot Block	BKK_EL0054	7-Apr-22	7-Oct-23	18
Soil	Nickel	Chamber (Cold Room)	BKK_EN0167	18-May-21	16-Nov-22	18



ALS Laboratory Group (Thailand) Co., Ltd.
104 Phatthanakan 40, Phatthanakan Rd., Khwaeng
Phatthanakan, Khet Suan Luang, Bangkok 10250 Thailand
T +66 2 760 3000 F +66 2 760 3197

รายการเครื่องมือที่ใช้ในการวิเคราะห์ / ทดสอบ (ต่อ)

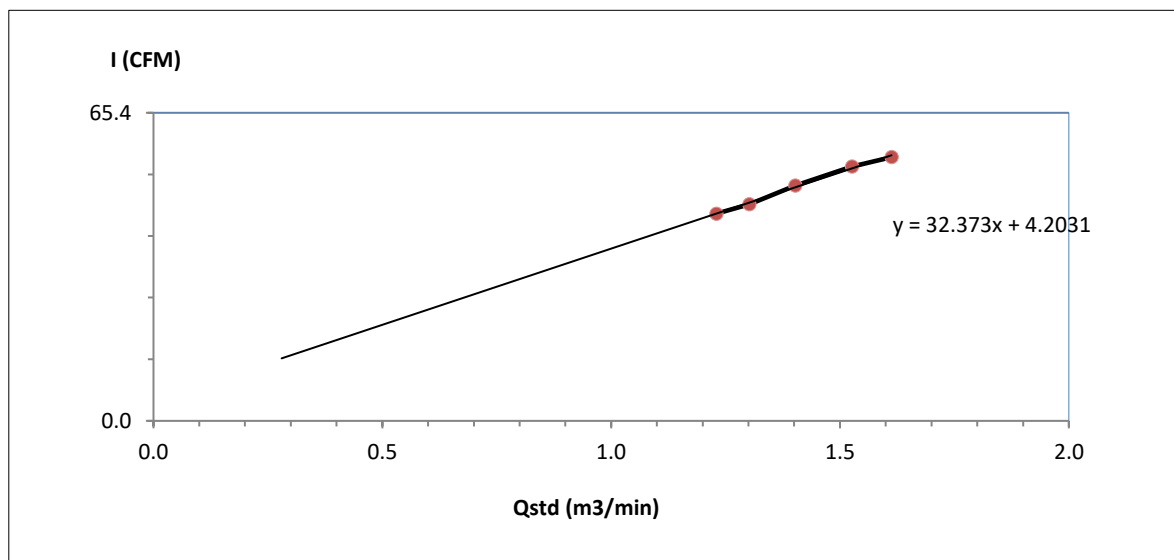
Sample Name	Parameter	Equipment Name	ID No.	Calibrated Date	Next Cal	Freq. Calibrate (Months)
Soil	Zinc	ICP-OES	BKK_EL0037	13-Sep-21	12-Mar-23	12
Soil	Zinc	Hot Block	BKK_EL0054	7-Apr-22	7-Oct-23	18
Soil	Zinc	Chamber (Cold Room)	BKK_EN0167	18-May-21	16-Nov-22	18
Soil	Hexavalent Chromium	Spectrophotometer	BKK_EN0018	15-Oct-21	15-Oct-22	12
Soil	Silver	ICP-OES	BKK_EL0037	13-Sep-21	12-Mar-23	12
Soil	Silver	Hot Block	BKK_EL0054	7-Apr-22	7-Oct-23	18
Soil	Silver	Chamber (Cold Room)	BKK_EN0167	18-May-21	16-Nov-22	18
Soil	Copper	ICP-OES	BKK_EL0037	13-Sep-21	12-Mar-23	12
Soil	Copper	Hot Block	BKK_EL0054	7-Apr-22	7-Oct-23	18
Soil	Copper	Chamber (Cold Room)	BKK_EN0167	18-May-21	16-Nov-22	18



High Volume Air Sampler Calibration Worksheet

Project Site :	Rojana Industrial Park Prachinburi Co., Ltd. (Prachinburi 1)	Barometric Pressure (mm Hg) :	755
Calibrate Location :	วัดโคกอุดมดี (A1)	Temperature (°C) :	32
Calibrate Date :	1-Jun-22	High Volume ID :	RYG_FS0291
CalibrationSheet No.:	C-010622-RYG_FS0291	High Volume Model :	TE-5170D
Calibrator ID:	RYG_FS0206	High Volume S/N :	5333
Calibrator Model :	TE-5028A	Calibrator Slope :	1.4867
Calibrator S/N :	1543	Calibrator Intercept :	-0.0445

Test No.	Delta H ₂ O (inch)	Q _{std} (m ³ /min)	I : Chart (CFM)	Linear Regression
1	3.2	1.2299	44	Slope : 32.3732 Intercept : 4.2031 Correlation Coefficient : 0.9972
2	3.6	1.3018	46	
3	4.2	1.4026	50	
4	5.0	1.5263	54	
5	5.6	1.6127	56	



Calibrated by _____

(Mr.Jaradrawee Sriruksa)
Field Scientist(1)

Approved by : _____

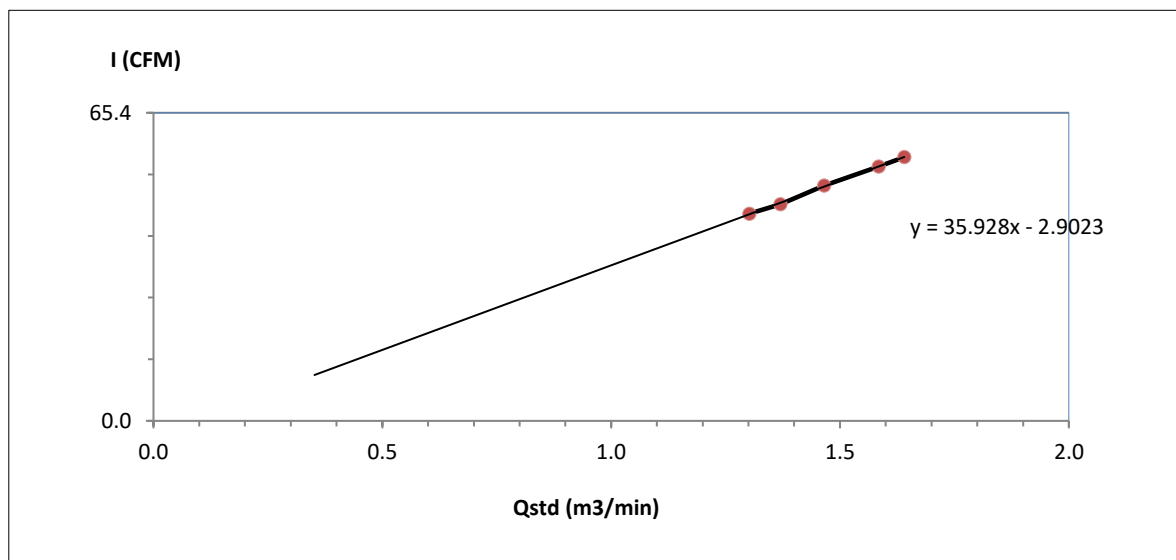
(Mr. Noppong Juntarupan)
Enviro Field Coordinator Scientist (3)



High Volume Air Sampler Calibration Worksheet

Project Site :	Rojana Industrial Park Prachinburi Co., Ltd. (Prachinburi 1)	Barometric Pressure (mm Hg) :	755
Calibrate Location :	วัดคลองสมบูรณ์ (A2)	Temperature (°C) :	32
Calibrate Date :	1-Jun-22	High Volume ID :	RYG_FS0174
CalibrationSheet No.:	C-010622-RYG_FS0174	High Volume Model :	TE-5170D
Calibrator ID:	RYG_FS0206	High Volume S/N :	4800
Calibrator Model :	TE-5028A	Calibrator Slope :	1.4867
Calibrator S/N :	1543	Calibrator Intercept :	-0.0445

Test No.	Delta H ₂ O (inch)	Q _{std} (m ³ /min)	I : Chart (CFM)	Linear Regression
1	3.6	1.3018	44	Slope : 35.9279 Intercept : -2.9023 Correlation Coefficient : 0.9992
2	4.0	1.3698	46	
3	4.6	1.4658	50	
4	5.4	1.5844	54	
5	5.8	1.6404	56	



Calibrated by _____

(Mr.Jaradrawee Sriruksa)
Field Scientist(1)

Approved by : _____

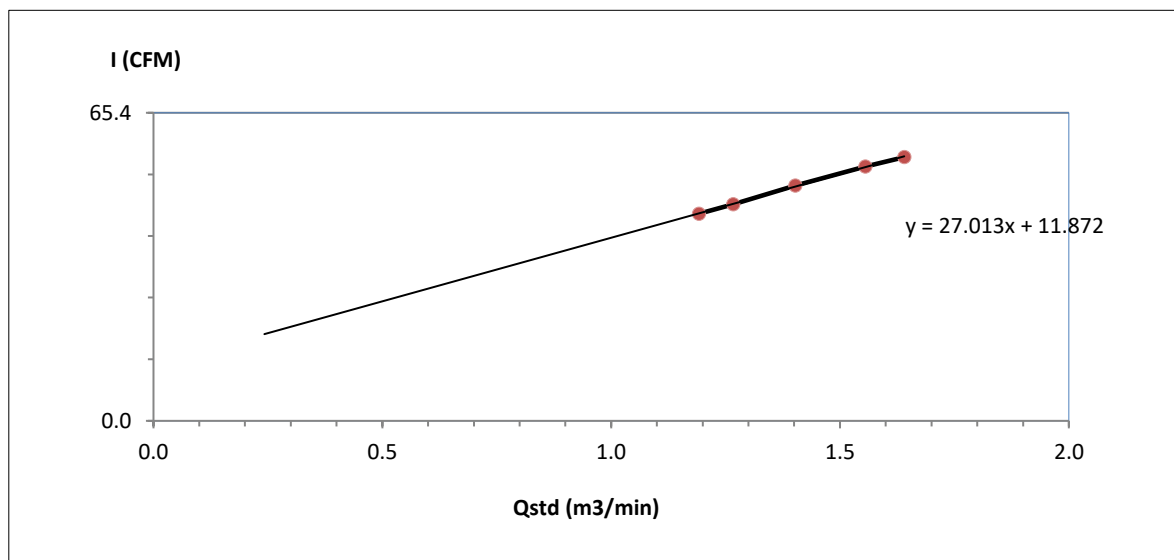
(Mr. Noppong Juntarupan)
Enviro Field Coordinator Scientist (3)



High Volume Air Sampler Calibration Worksheet

Project Site :	Rojana Industrial Park Prachinburi Co., Ltd. (Prachinburi 1)	Barometric Pressure (mm Hg) :	755
Calibrate Location :	วัดคลองหุข่าง (A3)	Temperature (°C) :	32
Calibrate Date :	1-Jun-22	High Volume ID :	RYG_FS0394
CalibrationSheet No.:	C-010622-RYG_FS0394	High Volume Model :	TE-5170D
Calibrator ID:	RYG_FS0206	High Volume S/N :	5690
Calibrator Model :	TE-5028A	Calibrator Slope :	1.4867
Calibrator S/N :	1543	Calibrator Intercept :	-0.0445

Test No.	Delta H ₂ O (inch)	Q _{std} (m ³ /min)	I : Chart (CFM)	Linear Regression
1	3.0	1.1923	44	Slope : 27.0128 Intercept : 11.8725 Correlation Coefficient : 0.9994
2	3.4	1.2664	46	
3	4.2	1.4026	50	
4	5.2	1.5556	54	
5	5.8	1.6404	56	



Calibrated by _____

(Mr.Jaradrawee Sriruksa)
Field Scientist(1)

Approved by : _____

(Mr. Noppong Juntarupan)
Enviro Field Coordinator Scientist (3)



High Volume Air Sampler Calibration Worksheet

Project Site : Rojana Industrial Park Prachinburi Co., Ltd. (Prachinburi 1)

Calibrate Location : วัดหนองเกตุ (A4)

Calibrate Date : 1-Jun-22

CalibrationSheet No.: C-010622-RYG_FS0181

Calibrator ID: RYG_FS0206

Calibrator Model : TE-5028A

Calibrator S/N : 1543

Barometric Pressure (mm Hg) : 755

Temperature (°C) : 32

High Volume ID : RYG_FS0181

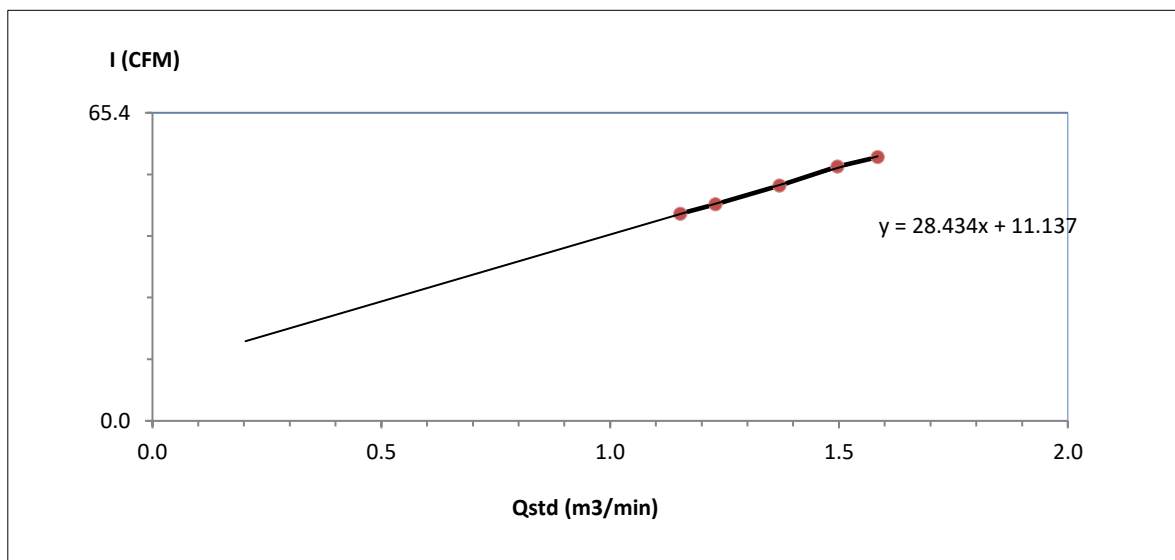
High Volume Model : TE-5170D

High Volume S/N : 5334

Calibrator Slope : 1.4867

Calibrator Intercept : -0.0445

Test No.	Delta H ₂ O (inch)	Q _{std} (m ³ /min)	I : Chart (CFM)	Linear Regression
1	2.8	1.1534	44	Slope : 28.4342 Intercept : 11.1368 Correlation Coefficient : 0.9992
2	3.2	1.2299	46	
3	4.0	1.3698	50	
4	4.8	1.4963	54	
5	5.4	1.5844	56	



Calibrated by Jam

(Mr.Jaradrawee Sriruksa)
Field Scientist(1)

Approved by : Mr. Noppong Juntarupan

(Mr. Noppong Juntarupan)
Enviro Field Coordinator Scientist (3)



PENTA
CALIBRATION

PENTA CALIBRATION CO., LTD.

66/124 The Connect 33 Village Kanchanaphisek Road
Dokmai Prawet Bangkok 10250
Tel: +66 (0) 2069-9773
www.pentacal.com

Certificate of Calibration

Represent to Certificate of Calibration ,PTC/07/22102

Certificate No.:	PTC/07/22102	Page:	1 of 2
Equipment:	Digital Balance	Condition:	Normal
Manufacturer:	Sartorius	Serial No:	25409664
Model:	LA130S-F	ID No:	RYG_EN0001
Type of Balance:	Single interval		



Customer: ALS Laboratory Group (Thailand) Co.,Ltd.
616/10 Moo 5 T.Maenamkoo, A.Pluakdaeng,
Rayong 21140, Thailand



Environment Condition: Temperature 23.9 °C ± 0.3 °C
Humidity 58.1 %RH ± 4.4 %RH
Air density 1.17 kg/m³

Calibration Place: ALS Laboratory Group (Thailand) Co.,Ltd.
616/10 Moo 5 T.Maenamkoo, A.Pluakdaeng,
Rayong 21140, Thailand

The Method used: In house method, PTC-WI-07, base on Euramet cg. 18

Traceability: This certificate is traceable to the SI Units through Thai Calibration Service Co.,Ltd.
, NSC-ONSC Accreditation No.: Calibration 0189

Date Received: March 23, 2022

Calibration Date: March 23, 2022

Issued Date: March 25, 2022

Calibration By: Mr. Rungroje Metakul



PENTA CALIBRATION CO.,LTD

[Signature]

(Mr.Kriangsak Kalasri)

Reviewed by

Approved By :

[Signature]

(Mr. Keattisak Kerdto)

Laboratory Manager

This certificate is issued the units of measurement according to the International System of Units (SI). It provides traceability of measurement to international or national standard or other recognised national standard laboratories.

The measurement uncertainty stated is the expanded uncertainty which is obtained from the standard uncertainty multiplied by the coverage factor ($k=2$) to provide a level of confidence of approximately 95%. It is determined in accordance with the Guide to Expression of Uncertainty in Measurement (GUM). The effect that the results relate only to the items calibrated.

This calibration certificate shall not be reproduced except in full only, without written approval from penta calibration co., ltd



Represent to Certificate of Calibration ,PTC/07/22102

Certificate No.: PTC/07/22102

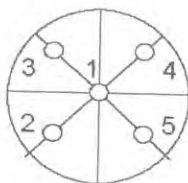
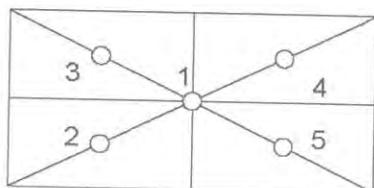
Page: 2 of 2

Measurement Results:

Without Adjustment :

Function Calibration: Non Adjustment

Eccentric Error: Weight to be 1/3 ,1/2 or of Maximum capacity



Eccentricity test 50 (g)

Position (g)				
1	2	3	4	5
0.0000	0.0000	-0.0001	0.0000	0.0001
Maximum deviation:			0.0001	

Repeatability Test : Weight to be $1/2 \leq L_1 \leq$ Maximum capacity

Determination of the standard deviation of weighing balance., Readability 0.0001 (g)

Nominal test value (g)	Standard Deviation
100	0.00009

Error of indication : from nominal value., Readability 0.0001 (g)

Nominal Value (g)	Conventional Mass (g)	Indication (g)	Correction of Balance (g)	Uncertainty (g)	k
0	0.00000	0.0000	0.0000	0.00026	2.87
0.01	0.01000	0.0100	0.0000	0.00026	2.65
0.05	0.05000	0.0500	0.0000	0.00026	2.65
0.1	0.10000	0.1000	0.0000	0.00026	2.65
0.5	0.50000	0.4999	0.0001	0.00026	2.65
1	1.00000	0.9999	0.0001	0.00026	2.65
2	2.00000	1.9999	0.0001	0.00026	2.65
5	5.00001	5.0000	0.0000	0.00026	2.65
10	10.00000	10.0001	-0.0001	0.00026	2.65
20	20.00003	20.0001	-0.0001	0.00026	2.52
100	100.00004	100.0001	-0.0001	0.00027	2.18

Note: Weight of adjust - (g)

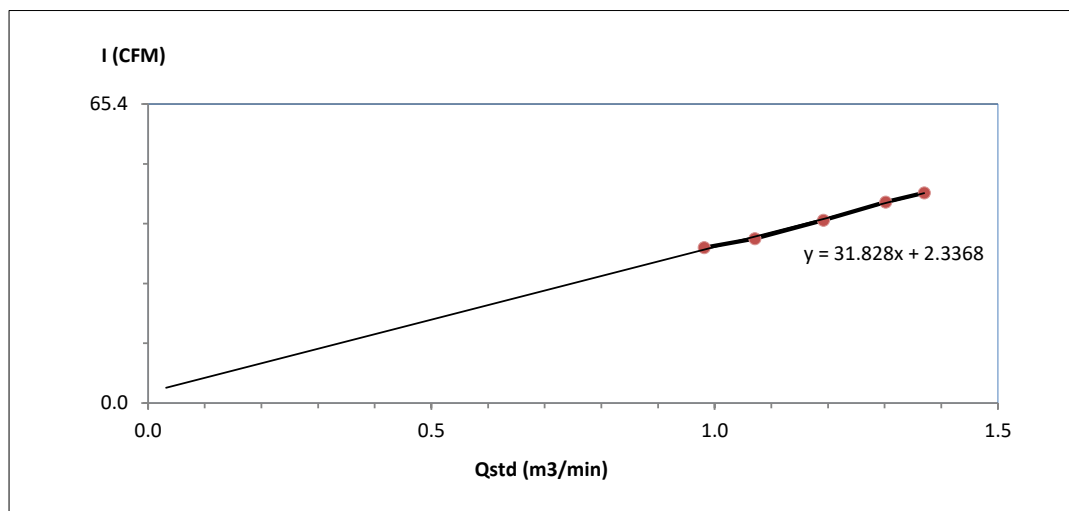
The End of Certificate



High Volume Air Sampler Calibration Worksheet

Project Site :	Rojana Industrial Park Prachinburi Co., Ltd. (Prachinburi 1)	Barometric Pressure (mm Hg) :	755
Calibrate Location :	วัดโคกอุดมดี (A1)	Temperature (°C) :	32
Calibrate Date :	1-Jun-22	High Volume ID :	RYG_FS0398
CalibrationSheet No.:	C-010622-RYG_FS0398	High Volume Model :	TE-5009X
Calibrator ID:	RYG_FS0206	High Volume S/N :	5684
Calibrator Model :	TE-5028A	Calibrator Slope :	1.4867
Calibrator S/N :	1543	Calibrator Intercept :	-0.0445

Test No.	Delta H ₂ O (inch)	Q _{std} (m ³ /min)	I : Chart (CFM)	Linear Regression
1	2.0	0.9817	34	Slope : 31.8277 Intercept : 2.3368 Correlation Coefficient : 0.9976
2	2.4	1.0711	36	
3	3.0	1.1923	40	
4	3.6	1.3018	44	
5	4.0	1.3698	46	



Calibrated by Jarun

(Mr.Jaradrawee Sriruksa)
Field Scientist(1)

Approved by : Mr. Noppong Juntarupan

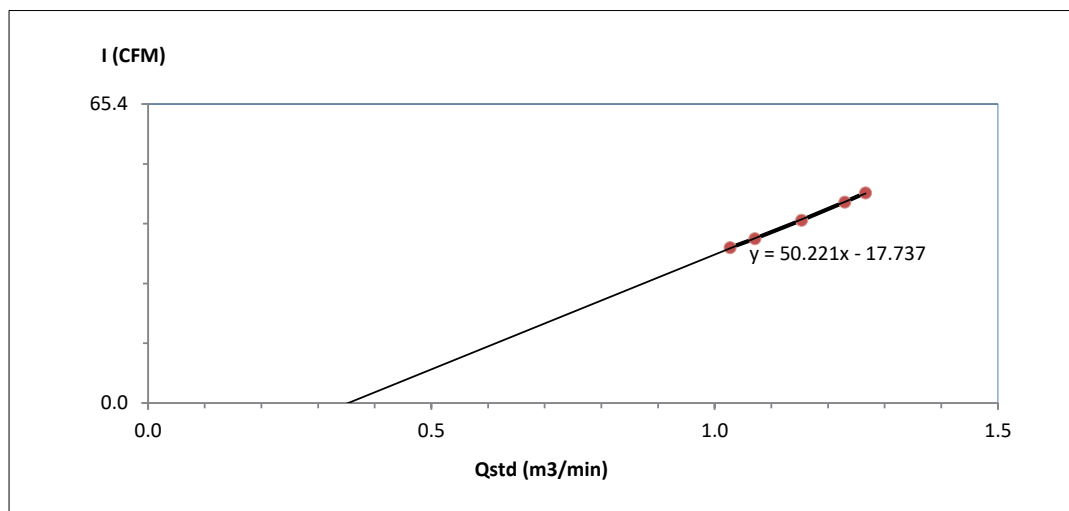
(Mr. Noppong Juntarupan)
Enviro Field Coordinator Scientist (3)



High Volume Air Sampler Calibration Worksheet

Project Site :	Rojana Industrial Park Prachinburi Co., Ltd. (Prachinburi 1)	Barometric Pressure (mm Hg) :	755
Calibrate Location :	วัดคลองสมบูรณ์ (A2)	Temperature (°C) :	32
Calibrate Date :	1-Jun-22	High Volume ID :	RYG_FS0187
CalibrationSheet No.:	C-010622-RYG_FS0187	High Volume Model :	TE-5009X
Calibrator ID:	RYG_FS0206	High Volume S/N :	4795
Calibrator Model :	TE-5028A	Calibrator Slope :	1.4867
Calibrator S/N :	1543	Calibrator Intercept :	-0.0445

Test No.	Delta H ₂ O (inch)	Q _{std} (m ³ /min)	I : Chart (CFM)	Linear Regression
1	2.2	1.0274	34	Slope : 50.2214 Intercept : -17.7366 Correlation Coefficient : 0.9996
2	2.4	1.0711	36	
3	2.8	1.1534	40	
4	3.2	1.2299	44	
5	3.4	1.2664	46	



Calibrated by Jarun

(Mr.Jaradrawee Sriruksa)
Field Scientist(1)

Approved by : Mr. Noppong Juntarupan

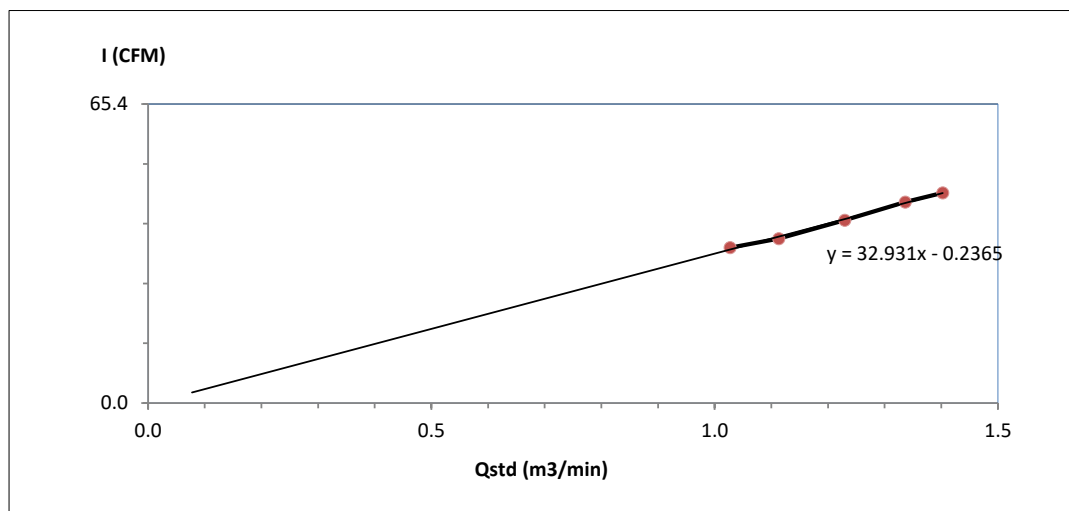
(Mr. Noppong Juntarupan)
Enviro Field Coordinator Scientist (3)



High Volume Air Sampler Calibration Worksheet

Project Site :	Rojana Industrial Park Prachinburi Co., Ltd. (Prachinburi 1)	Barometric Pressure (mm Hg) :	755
Calibrate Location :	วัดหนองหูล้าง (A3)	Temperature (°C) :	32
Calibrate Date :	1-Jun-22	High Volume ID :	RYG_FS0186
Calibration Sheet No.:	C-010622-RYG_FS0186	High Volume Model :	TE-5009X
Calibrator ID:	RYG_FS0206	High Volume S/N :	4794
Calibrator Model :	TE-5028A	Calibrator Slope :	1.4867
Calibrator S/N :	1543	Calibrator Intercept :	-0.0445

Test No.	Delta H ₂ O (inch)	Q _{std} (m ³ /min)	I : Chart (CFM)	Linear Regression
1	2.2	1.0274	34	Slope : 32.9310 Intercept : -0.2365 Correlation Coefficient : 0.9978
2	2.6	1.1130	36	
3	3.2	1.2299	40	
4	3.8	1.3363	44	
5	4.2	1.4026	46	



Calibrated by Jarun

(Mr.Jaradrawee Sriruksa)
Field Scientist(1)

Approved by : Mr. Noppong Juntarupan

(Mr. Noppong Juntarupan)
Enviro Field Coordinator Scientist (3)

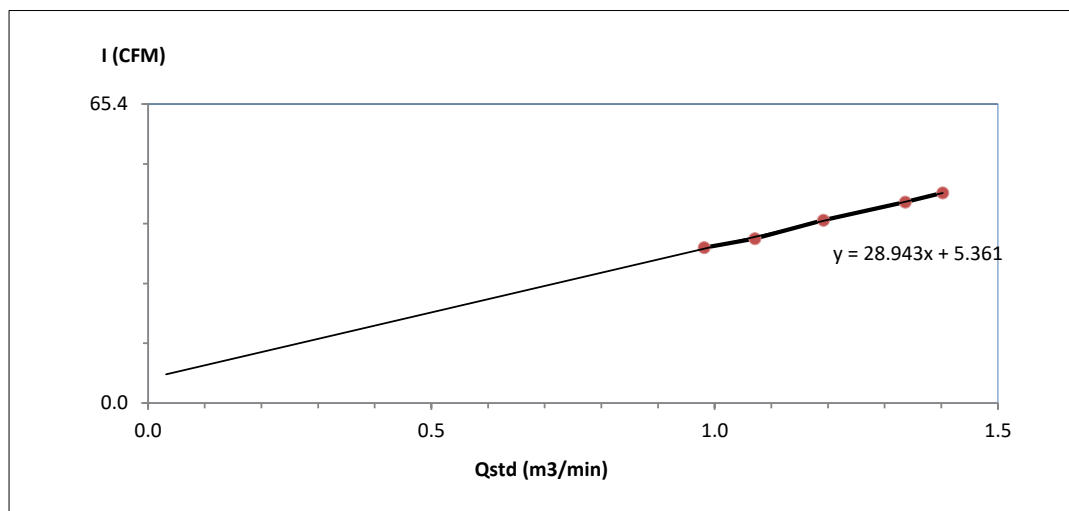


High Volume Air Sampler Calibration Worksheet

Project Site : Rojana Industrial Park Prachinburi Co., Ltd. (Prachinburi 1)
Calibrate Location : วัดหนองเกตุ (A4)
Calibrate Date : 1-Jun-22
Calibration Sheet No.: C-010622-RYG_FS0189
Calibrator ID: RYG_FS0206
Calibrator Model : TE-5028A
Calibrator S/N : 1543

Barometric Pressure (mm Hg) : 755
Temperature (°C) : 32
High Volume ID : RYG_FS0189
High Volume Model : TE-5009X
High Volume S/N : 4797
Calibrator Slope : 1.4867
Calibrator Intercept : -0.0445

Test No.	Delta H ₂ O (inch)	Q _{std} (m ³ /min)	I : Chart (CFM)	Linear Regression
1	2.0	0.9817	34	Slope : 28.9435 Intercept : 5.3610 Correlation Coefficient : 0.9990
2	2.4	1.0711	36	
3	3.0	1.1923	40	
4	3.8	1.3363	44	
5	4.2	1.4026	46	



Calibrated by Jarun

(Mr.Jaradrawee Sriruksa)
Field Scientist(1)

Approved by : Mr. Noppong Juntarupan

(Mr. Noppong Juntarupan)
Enviro Field Coordinator Scientist (3)

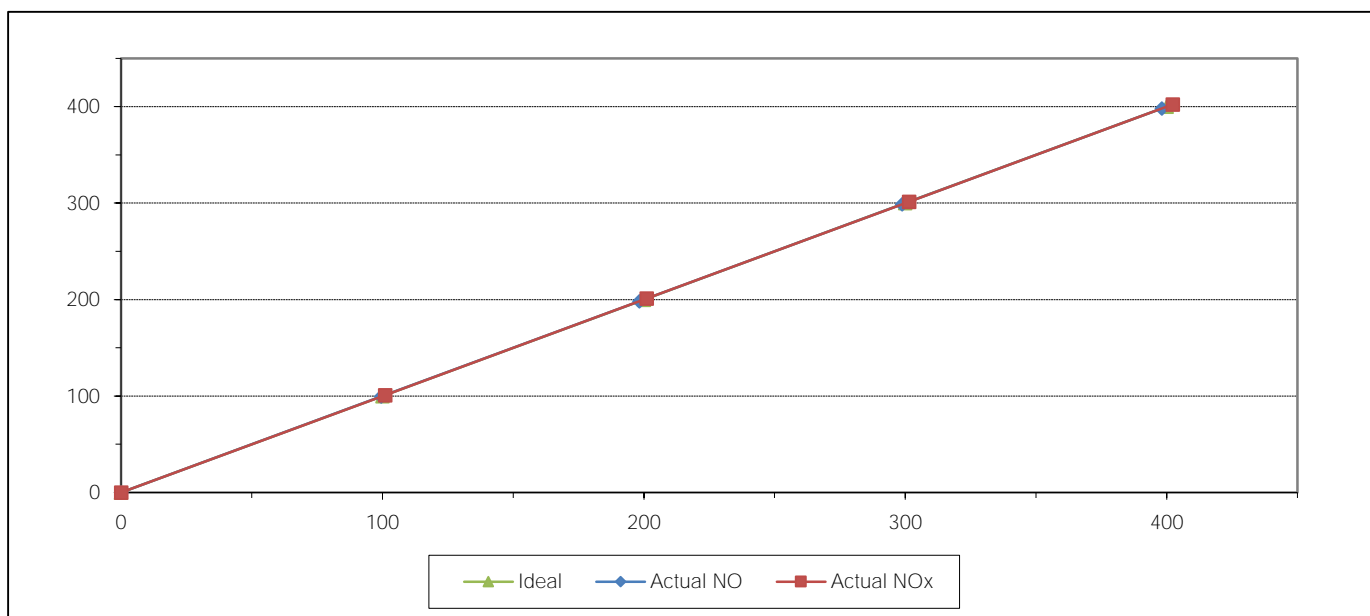


MULTIPOINT CALIBRATION REPORT

Calibration Date 4-Jan-22
Manufacturer Teledyne API
Serial No. 7239
Calibrator Manufacturer Teledyne API
Serial No. 947
Std. Gas Concentration (PPM) 51.33
Cylinder Pressure (psi) 1200
Certified Date 18-Mar-14

Equipment Name NOx Analyzer
Model T200
Equipment ID RYG_FS0535
Model 700
Cylinder No. LL36633
Certified By Airgas Inc.
Expired Date 18-Mar-22

Point	CALIBRATION RESULTS						
	Ideal	Actual NO	Error NO	%Error NO	Actual NOx	Error NOx	%Error NOx
ZERO	0.00	0.10	0.10	0.10	0.10	0.10	0.10
1	100.00	99.60	-0.40	-0.40	101.00	1.00	1.00
2	200.00	198.30	-1.70	-0.85	201.10	1.10	0.55
3	300.00	298.80	-1.20	-0.40	301.50	1.50	0.50
4	400.00	398.20	-1.80	-0.45	402.30	2.30	0.58
AVERAGE (%)				-0.40			0.55



Calibrated By

(Mr.Jirawut Sakarn)
Field Environmental Scientist (3)

Approved By

(Mr.Sarayuth Jittranont)
Assistant General Manager

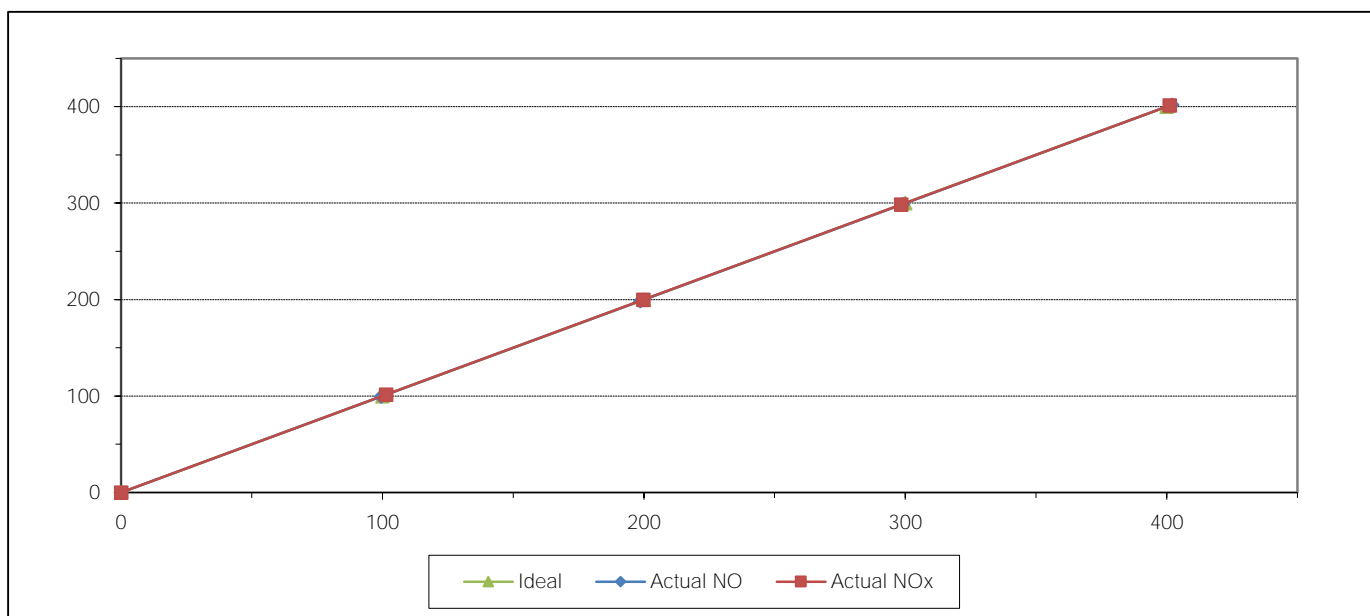


MULTIPOINT CALIBRATION REPORT

Calibration Date 4-Jan-22
Manufacturer HORIBA
Serial No. AWXG87CR
Calibrator Manufacturer Teledyne API
Serial No. 947
Std. Gas Concentration (PPM) 51.33
Cylinder Pressure (psi) 1200
Certified Date 18-Mar-14

Equipment Name NOx Analyzer
Model APNA-370
Equipment ID RYG_FS0453
Model 700
Cylinder No. LL36633
Certified By Airgas Inc.
Expired Date 18-Mar-22

Point	CALIBRATION RESULTS						
	Ideal	Actual NO	Error NO	%Error NO	Actual NOx	Error NOx	%Error NOx
ZERO	0.00	0.10	0.10	0.10	0.10	0.10	0.10
1	100.00	99.60	-0.40	-0.40	101.40	1.40	1.40
2	200.00	198.60	-1.40	-0.70	199.80	-0.20	-0.10
3	300.00	299.00	-1.00	-0.33	298.50	-1.50	-0.50
4	400.00	402.10	2.10	0.53	401.20	1.20	0.30
AVERAGE (%)				-0.16			0.24



Calibrated By

(Mr.Jirawut Sakarn)
Field Environmental Scientist (3)

Approved By

(Mr.Sarayuth Jittranont)
Assistant General Manager

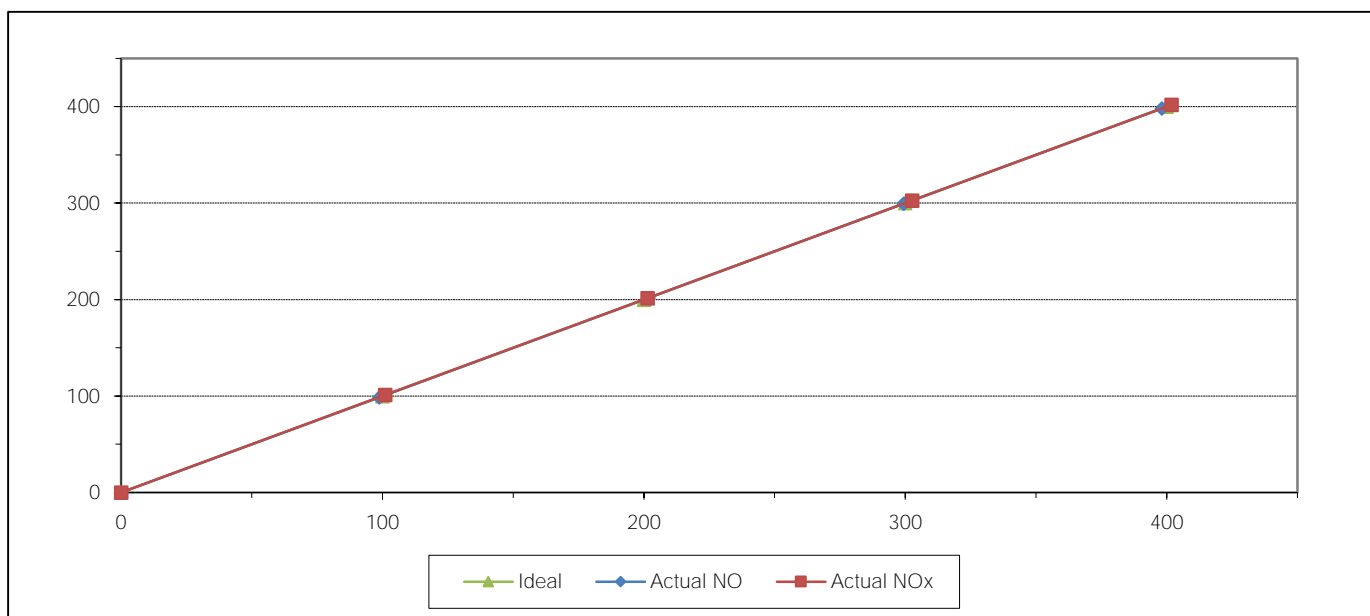


MULTIPOINT CALIBRATION REPORT

Calibration Date 4-Jan-22
Manufacturer HORIBA
Serial No. R06K0177
Calibrator Manufacturer Teledyne API
Serial No. 947
Std. Gas Concentration (PPM) 51.33
Cylinder Pressure (psi) 1200
Certified Date 18-Mar-14

Equipment Name NOx Analyzer
Model APNA-370
Equipment ID RYG_FS0463
Model 700
Cylinder No. LL36633
Certified By Airgas Inc.
Expired Date 18-Mar-22

Point	CALIBRATION RESULTS						
	Ideal	Actual NO	Error NO	%Error NO	Actual NOx	Error NOx	%Error NOx
ZERO	0.00	0.10	0.10	0.10	0.10	0.10	0.10
1	100.00	98.80	-1.20	-1.20	101.10	1.10	1.10
2	200.00	201.80	1.80	0.90	201.50	1.50	0.75
3	300.00	299.40	-0.60	-0.20	302.60	2.60	0.87
4	400.00	398.10	-1.90	-0.47	401.90	1.90	0.47
AVERAGE (%)				-0.18			0.66



Calibrated By

(Mr.Jirawut Sakarn)
Field Environmental Scientist (3)

Approved By

(Mr.Sarayuth Jittranont)
Assistant General Manager

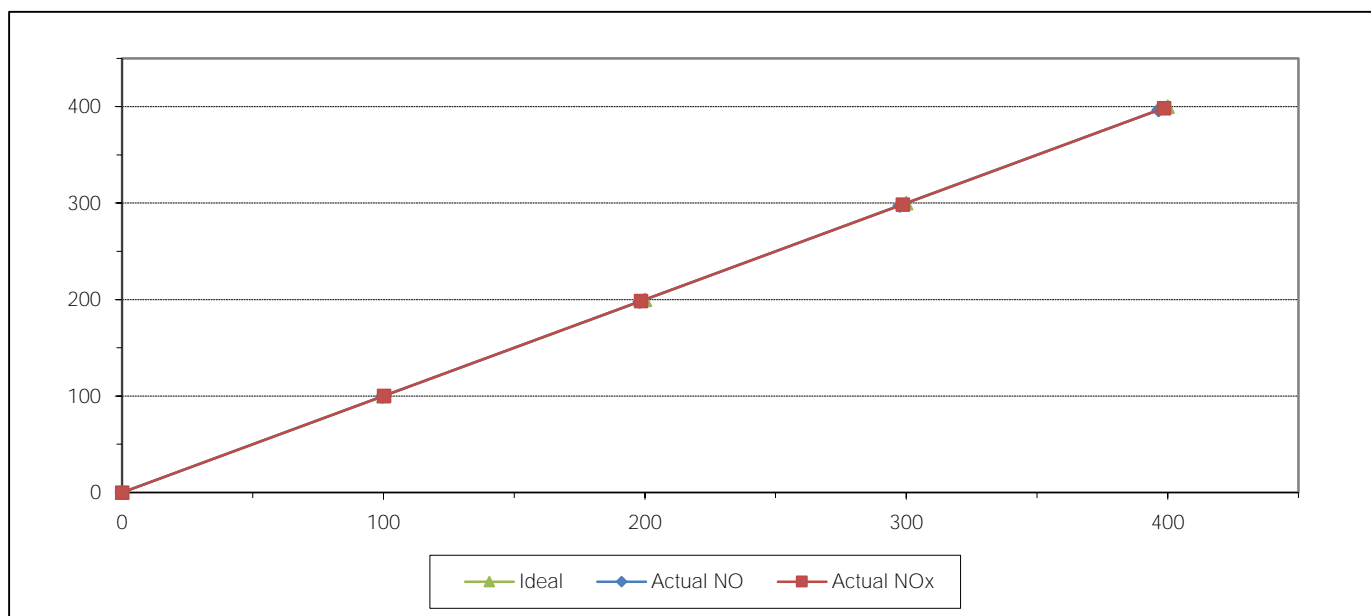


MULTIPOINT CALIBRATION REPORT

Calibration Date 4-Jan-22
Manufacturer Teledyne API
Serial No. 2197
Calibrator Manufacturer Teledyne API
Serial No. 947
Std. Gas Concentration (PPM) 51.33
Cylinder Pressure (psi) 1200
Certified Date 18-Mar-14

Equipment Name NOx Analyzer
Model T200
Equipment ID RYG_FS0255
Model 700
Cylinder No. LL36633
Certified By Airgas Inc.
Expired Date 18-Mar-22

Point	CALIBRATION RESULTS						
	Ideal	Actual NO	Error NO	%Error NO	Actual NOx	Error NOx	%Error NOx
ZERO	0.00	0.10	0.10	0.10	0.10	0.10	0.10
1	100.00	99.60	-0.40	-0.40	100.20	0.20	0.20
2	200.00	198.10	-1.90	-0.95	198.50	-1.50	-0.75
3	300.00	297.50	-2.50	-0.83	298.70	-1.30	-0.43
4	400.00	396.50	-3.50	-0.88	398.60	-1.40	-0.35
AVERAGE (%)				-0.59			-0.25



Calibrated By

(Mr.Jirawut Sakarn)
Field Environmental Scientist (3)

Approved By

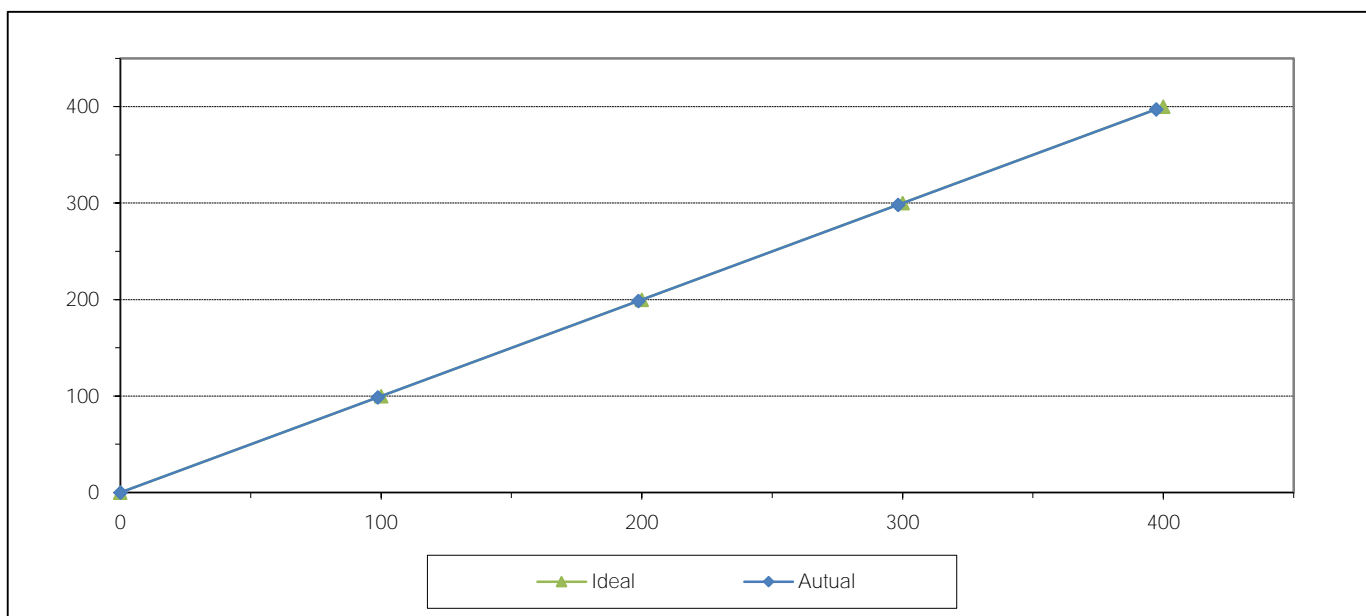
(Mr.Sarayuth Jittranont)
Assistant General Manager



MULTIPOINT CALIBRATION REPORT

Calibration Date	4-Jan-22	Equipment Name	SO2 Analyzer
Manufacturer	Teledyne API	Model	T100
Serial No.	6061	Equipment ID	RYG_FS0534
Calibrator Manufacturer	Teledyne API	Model	700
Serial No.	947		
Std. Gas Concentration (PPM)	50.87	Cylinder No.	LL36633
Cylinder Pressure (psi)	1200	Certified By	Airgas Inc.
Certified Date	18-Mar-14	Expired Date	18-Mar-22

Point	CALIBRATION RESULTS			
	Ideal	Autual	Error	%Error
ZERO	0.00	0.10	0.10	0.10
1	100.00	98.80	-1.20	-1.20
2	200.00	198.70	-1.30	-0.65
3	300.00	298.30	-1.70	-0.57
4	400.00	397.30	-2.70	-0.67
AVERAGE (%)				-0.60



Calibrated By

(Mr.Jirawut Sakarn)
Field Environmental Scientist (3)

Approved By

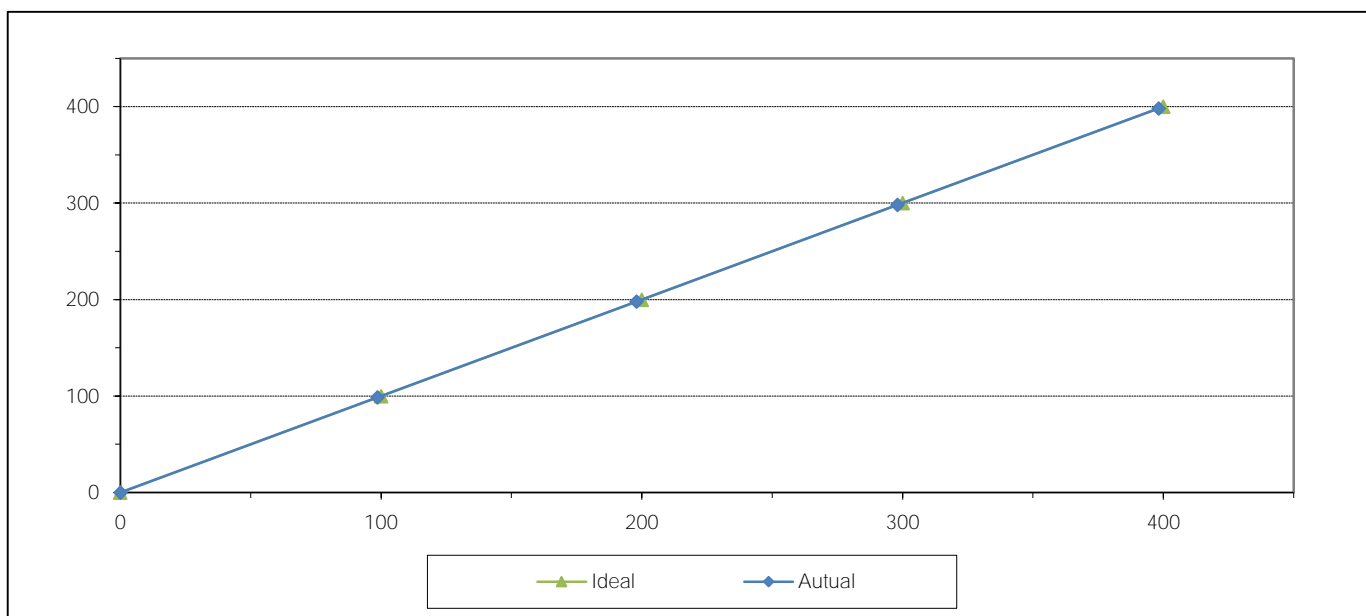
(Mr.Sarayuth Jittranont)
Assistant General Manager



MULTIPOINT CALIBRATION REPORT

Calibration Date	4-Jan-22	Equipment Name	SO2 Analyzer
Manufacturer	HORIBA	Model	APSA-370
Serial No.	90U0XJ31	Equipment ID	RYG_FS0452
Calibrator Manufacturer	Teledyne API	Model	700
Serial No.	947		
Std. Gas Concentration (PPM)	50.87	Cylinder No.	LL36633
Cylinder Pressure (psi)	1200	Certified By	Airgas Inc.
Certified Date	18-Mar-14	Expired Date	18-Mar-22

Point	CALIBRATION RESULTS			
	Ideal	Autual	Error	%Error
ZERO	0.00	0.10	0.10	0.10
1	100.00	98.60	-1.40	-1.40
2	200.00	198.00	-2.00	-1.00
3	300.00	298.10	-1.90	-0.63
4	400.00	398.20	-1.80	-0.45
AVERAGE (%)				-0.68



Calibrated By

(Mr.Jirawut Sakarn)
Field Environmental Scientist (3)

Approved By

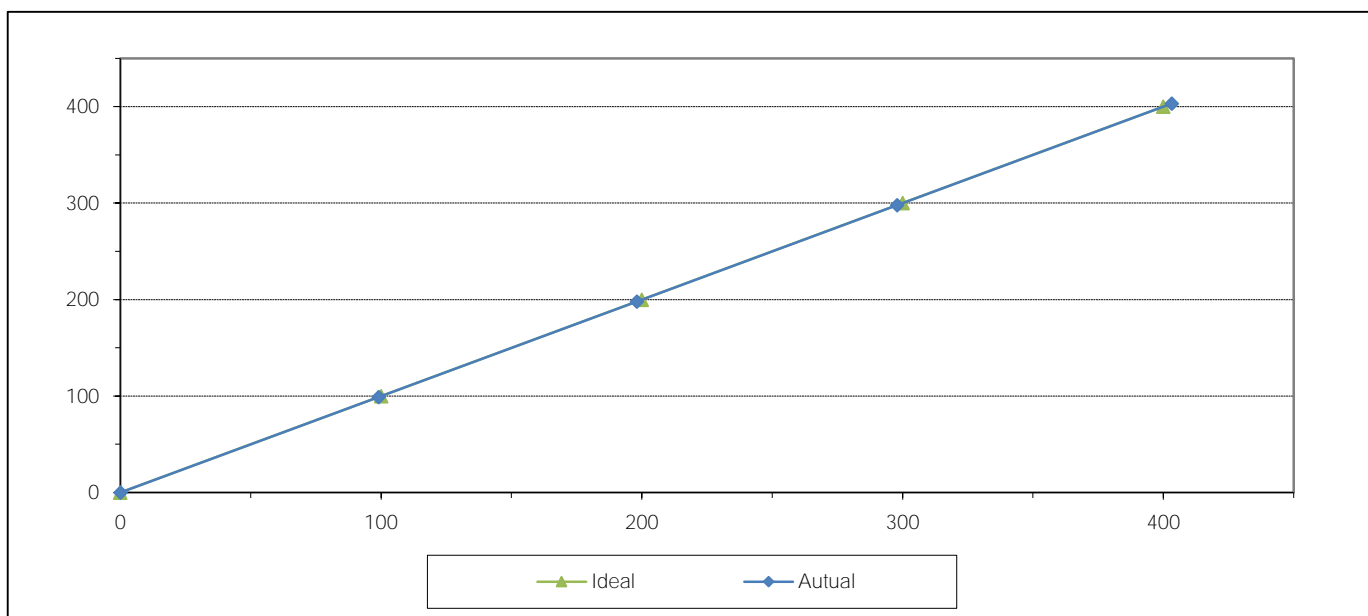
(Mr.Sarayuth Jittranont)
Assistant General Manager



MULTIPOINT CALIBRATION REPORT

Calibration Date	4-Jan-22	Equipment Name	SO2 Analyzer
Manufacturer	HORIBA	Model	APSA-370
Serial No.	XL29Y85B	Equipment ID	RYG_FS0462
Calibrator Manufacturer	Teledyne API	Model	700
Serial No.	947		
Std. Gas Concentration (PPM)	50.87	Cylinder No.	LL36633
Cylinder Pressure (psi)	1200	Certified By	Airgas Inc.
Certified Date	18-Mar-14	Expired Date	18-Mar-22

Point	CALIBRATION RESULTS			
	Ideal	Autual	Error	%Error
ZERO	0.00	0.10	0.10	0.10
1	100.00	99.10	-0.90	-0.90
2	200.00	198.10	-1.90	-0.95
3	300.00	297.90	-2.10	-0.70
4	400.00	403.20	3.20	0.80
AVERAGE (%)				-0.33



Calibrated By

(Mr.Jirawut Sakarn)
Field Environmental Scientist (3)

Approved By

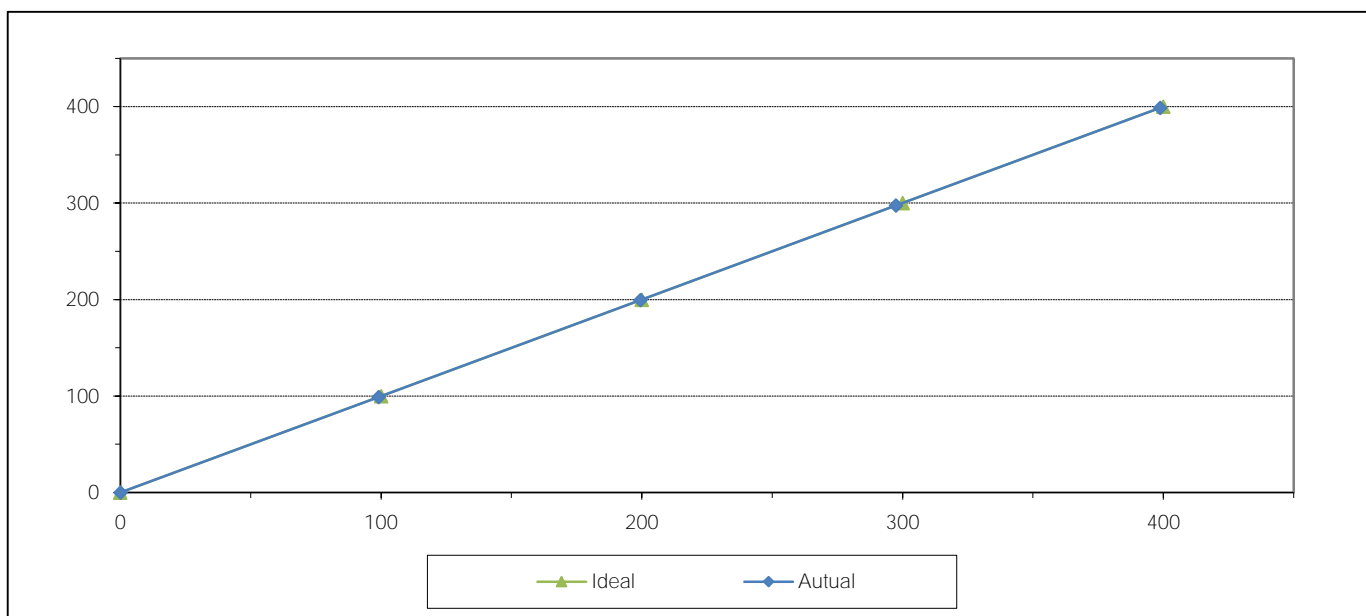
(Mr.Sarayuth Jittranont)
Assistant General Manager



MULTIPOINT CALIBRATION REPORT

Calibration Date	4-Jan-22	Equipment Name	SO2 Analyzer
Manufacturer	Teledyne API	Model	T100
Serial No.	1772	Equipment ID	RYG_FS0254
Calibrator Manufacturer	Teledyne API	Model	700
Serial No.	947		
Std. Gas Concentration (PPM)	50.87	Cylinder No.	LL36633
Cylinder Pressure (psi)	1200	Certified By	Airgas Inc.
Certified Date	18-Mar-14	Expired Date	18-Mar-22

Point	CALIBRATION RESULTS			
	Ideal	Autual	Error	%Error
ZERO	0.00	0.05	0.05	0.05
1	100.00	99.10	-0.90	-0.90
2	200.00	199.50	-0.50	-0.25
3	300.00	297.50	-2.50	-0.83
4	400.00	398.80	-1.20	-0.30
AVERAGE (%)				-0.45



Calibrated By

(Mr.Jirawut Sakarn)
Field Environmental Scientist (3)

Approved By

(Mr.Sarayuth Jittranont)
Assistant General Manager

CERTIFICATE OF CALIBRATION

Certificate No: WS-04072021

Page 1 of 2 pages

Measurement Item : Cup anemometer with data logger.

Manufacturer : Data logger: Novalynx.
: Cup anemometer: Novalynx.

Model/Type : Data logger: 200-WS-25DL.
: Cup anemometer: WS-02F.

Serial Number : Data logger: A4987.
: Cup anemometer: -.

ID No : Data logger: RYG_FS0089.
: Cup anemometer: -.

Customer : ALS laboratory group (Thailand) co., ltd.
: 104 Phatthanakan 40, Phatthanakan Rd, Khwaeng Suan Luang, Khet Suan Luang, Bangkok 10250
Thailand.

Test Conditions : Wind tunnel cross test section area 900 cm²
: Anemometer frontal area 100 cm²
: Diameter of mounting pipe - mm
: Blockage ratio of test object 0.111 [-]

Test Conditions : Air temperature 24.0 ±0.8 °C
: Air pressure 1005.9 ±0.4 hPa
: Relative air humidity 63.3 ±3.5 %RH

Calibration Procedure Calibration was carried out base on;
IEC 61400-12-1 ED.1: 2005-Power Performance Measurements of Electricity Producing Wind
Turbines;
MEASNET Anemometer Calibration Procedure – Version 2: 2009;


Traceability This calibration documents the traceable to national standard, Which realize the unit of
measurements according to the international system of units (SI) through National Institute of
Metrology Thailand (NIMT).

Measurement Date : Jul 13, 2021.

Issued Date : Jul 14, 2021.

Calibrated by

- ☒ Mr. Sorawit Thachalad
☐ Miss Orathai Wiwatwittaya



Approved Signatory:

Parinya Booncharoen

Mr. Parinya Booncharoen
Technical Support
and Calibration Manager

Continuation of Certificate of Calibration Number

Certificate No: WS-04072021

Page 2 of 2 Pages

Result of calibration: ☒ Without adjustment ☐ With adjustment

Calibration in the range of 1 – 16 m/s at a calibration interval of 1 m/s.

The results of calibration and associated measurement uncertainties are reported in the table below.

V _{STD} Reading m/s	V _{UUC} Reading m/s	Error (m/s)	Uncertainty (%)
2.084	1.8	-0.3	2.7
4.112	4.0	-0.1	1.4
6.00	6.0	0.0	1.2
8.02	8.1	0.1	0.70
10.02	10.1	0.1	0.63
11.98	12.3	0.3	0.57
13.98	14.2	0.2	0.49
16.02	16.5	0.5	0.53
15.03	15.4	0.4	0.80
12.99	13.3	0.3	0.63
11.02	11.1	0.1	0.66
9.02	9.1	0.1	0.63
7.02	7.1	0.1	0.77
5.177	5.0	-0.2	0.97
3.007	3.0	0.0	1.7
1.053	0.6	-0.5	5.4

UUC*: Unit Under Calibration

The reported expanded uncertainty is based on standard uncertainty multiplied by a coverage factor k=2 providing a level of confidence of approximately 95%

Appendix 1: Instrumentations

NO	Sensor	Manufacturer	Model/Type	Calibration Date	Certificate Report Number	Range
1	Pitot static	T&STO INC.	06352145	July 16, 2020	MW-0035-20	5 – 30 m/s
2	Precision Differential Pressure Meter	Zoglab	DPM2500	July 16, 2020	MW-0035-20	5 – 30 m/s
3	Air velocity transducer (hot wire)	TSI INC.	8455-12	July 20, 2020	MW-0036AA-20	0 – 5 m/s
4	Temperature	Zoglab	DSR-THP	March 30, 2021	CL-027-64	-30 – 70°C
5	Relative humidity	Zoglab	DSR-THP	March 30, 2021	RH-03032021	0 – 100 %RH
6	Atmospheric pressure	Zoglab	DSR-THP	March 30, 2021	BP-01032021	500 – 1100 hPa
7	Wind tunnel	ESSOM	MP330D	-	-	0 – 50 Hz

End of certificate of calibration



CERTIFICATE OF CALIBRATION

Certificate No.: WD-04072021

Page 1 of 2 pages

Measurement Item : Wind direction sensor with data logger.

Manufacturer : Data logger: Novalynx.
: Wind direction sensor: Novalynx.

Model/Type : Data logger: 200-WS-25DL.
: Wind direction sensor: WS-02F.

Serial Number : Data logger: A4987.
: Wind direction sensor: -.

ID No : Data logger: RYG_PS0089.
: Wind direction sensor: -.

Customer : ALS laboratory group (Thailand) Co.,Ltd.
104 Phatthanakan 40, Phatthanakan Rd.,Khwaeng Suan Luang, Khet Suan Luang, Bangkok 10250
Thailand.

Environmental Condition:

The measurement was carried out in an ambient temperature of $(23\pm3)^{\circ}\text{C}$, and relative humidity of $(40\pm10)\%$.

Measurement Method:

The wind direction sensor calibration according to comparison method with reference angle measurement electronic theodolite and line laser is used for axis control, The measurement were taken at 45° intervals in clockwise and counterclockwise directions.

Note: The UUC was warmed up for 1 hour prior to the calibration being performed

Traceability:

The measurement results are traceable to the international system of units (SI) through Certificate No.: CC563-07-0045,
Certificate No.: KWS63/0044.

Measurement Date : Jul 14, 2021.

Issued Date : Jul 14, 2021.



Performed by

- ☒ Mr. Sorawit Thachalad
☐ Miss Orathai Wiwatwittaya

Approved Signatory:.....

Mr. Parinya Booncharoen.
Technical Support
and Calibration Manager

Continuation of Certificate of Calibration Number

Certificate No: WD-04072021

Pages 2 of 2 pages

Result of calibration: ☐ Without adjustment ☒ With adjustment.

Calibration in the range of 0 – 360 ° at a calibration interval of 45°.

The results of calibration and associated measurement uncertainties are reported in table below.

NO	Turning Direction	Nominal Angle (°)	Standard Reading (°)	UUC* Reading (°)	Error (°)	Uncertainty ±(°)
1	Clockwise	0/360	0	0	0	3.0
2		45	45	42	-3	3.0
3		90	90	88	-2	3.0
4		135	135	133	-2	3.0
5		180	180	181	1	3.0
6		225	225	228	3	3.0
7		270	270	273	3	3.0
8		315	315	318	3	3.0
9	Counter Clockwise	0/360	0	0	0	3.0
10		45	45	42	-3	3.0
11		90	90	88	-2	3.0
12		135	135	133	-2	3.0
13		180	180	181	1	3.0
14		225	225	228	3	3.0
15		270	270	273	3	3.0
16		315	315	318	3	3.0

UUC*: Unit Under Calibration The reported expanded uncertainty is based on standard uncertainty multiplied by a coverage factor $k=2$ providing a level of confidence of approximately 95%

End of Certificate of Calibration



CERTIFICATE OF CALIBRATION

Certificate No: WS-01102021

Page 1 of 2 pages

Measurement Item : Cup anemometer with data logger.

Manufacturer : Data logger: Novalynx.
: Cup anemometer: Novalynx.

Model/Type : Data logger: 200-WS-25DL
: Cup anemometer: WS-02F

Serial Number : Data logger: A4985
: Cup anemometer: -

ID No : Data logger: RYG_FS0085
: Cup anemometer: -

Customer : ALS laboratory group (Thailand) co., ltd.
: 104 Phatthanakan 40, Phatthanakan Rd, Khwaeng Suan Luang, Khet Suan Luang, Bangkok 10250 Thailand.

Test Conditions	: Wind tunnel cross test section area	900	cm ²
	: Anemometer frontal area	100	cm ²
	: Diameter of mounting pipe	-	mm
	: Blockage ratio of test object	0.111	[-]

Test Conditions	: Air temperature	24.0	±0.8 °C
	: Air pressure	1008.1	±0.4 hPa
	: Relative air humidity	58.1	±3.5 %RH

Calibration Procedure : Calibration was carried out base on;
IEC 61400-12-1 ED.1: 2005-Power Performance Measurements of Electricity Producing Wind Turbines;
M&SNET Anemometer Calibration Procedure – Version 2: 2009;

Traceability : This calibration documents the traceable to national standard, Which realize the unit of measurements according to the international system of units (SI) through National Institute of Metrology Thailand (NIMT).

Measurement Date : Oct 08, 2021.

Issued Date : Oct 11, 2021.

Calibrated by

- ☒ Mr. Sorawit Thachalad
☐ Miss Orathai Wiwatwittaya



Approved Signatory:

Signature
Mr. Parinya Booncharoen
Technical Support
and Calibration Manager

Continuation of Certificate of Calibration Number

Certificate No: WS-01102021

Page 2 of 2 Pages

Result of calibration: ☒ Without adjustment ☐ With adjustment

Calibration in the range of 1 – 16 m/s at a calibration interval of 1 m/s.

The results of calibration and associated measurement uncertainties are reported in the table below.

V _{STD} Reading m/s	V _{UUC} * Reading m/s	Error (m/s)	Uncertainty (%)
2.049	1.9	-0.1	2.7
4.103	4.0	-0.1	1.3
6.01	6.0	0.0	1.1
8.01	8.0	0.0	0.99
9.99	10.0	0.0	1.0
11.99	12.1	0.1	0.64
13.98	14.1	0.1	0.55
16.02	16.2	0.2	0.40
15.03	15.2	0.2	0.78
12.99	13.1	0.1	0.61
11.00	11.0	0.0	1.1
9.00	9.0	0.0	0.75
7.02	7.0	0.0	0.84
5.147	5.0	-0.1	0.98
2.974	2.9	-0.1	1.7
1.013	0.9	-0.1	4.5

UUC*: Unit Under Calibration

The reported expanded uncertainty is based on standard uncertainty multiplied by a coverage factor k=2 providing a level of confidence of approximately 95%

Appendix 1: Instrumentations

NO	Sensor	Manufacturer	Model/Type	Calibration Date	Certificate Report Number	Range
1	Pitot static	TGSTO INC.	06352145	Aug 07, 2021	MW-0034-21	5 – 30 m/s
2	Precision Differential Pressure Meter	Zoglab	DPM2500	Aug 07, 2021	MW-0034-21	5 – 30 m/s
3	Air velocity transducer (hot wire)	TSI INC.	8455-12	Aug 08, 2021	MW-0035-21	0 – 5 m/s
4	Temperature	Zoglab	DSR-THP	March 30, 2021	CL-027-64	-30 – 70°C
5	Relative humidity	Zoglab	DSR-THP	March 30, 2021	RH-03032021	0 – 100 %RH
6	Atmospheric pressure	Zoglab	DSR-THP	March 30, 2021	BP-01032021	500 – 1100 hPa
7	Wind tunnel	ESSOM	MP330D	-	-	0 – 50 Hz

End of certificate of calibration



CERTIFICATE OF CALIBRATION

Certificate No.: WD-01102021

Page 1 of 2 pages

Measurement Item : Wind direction sensor with data logger.

Manufacturer : Data logger: Novalynx.
: Wind direction sensor: Novalynx.

Model/Type : Data logger: 200-WS-25DL
: Wind direction sensor: WS-02F

Serial Number : Data logger: A4985
: Wind direction sensor: -

ID No : Data logger: RYG_FS0085
: Wind direction sensor: -

Customer : ALS laboratory group (Thailand) Co.,Ltd.
104 Phatthanakan 40, Phatthanakan Rd.,Khwaeng Suan Luang, Khet Suan Luang, Bangkok 10260
Thailand.

Environmental Condition:

The measurement was carried out in an ambient temperature of (23 ± 3) °C, and relative humidity of (40 ± 10) %.

Measurement Method:

The wind direction sensor calibration according to comparison method with reference angle measurement electronic theodolite and line laser is used for axis control, The measurement were taken at 45° intervals in clockwise and counterclockwise directions.

Note: The UUC was warmed up for 1 hour prior to the calibration being performed

Traceability:

The measurement results are traceable to the international system of units (SI) through Certificate No.: CC563-07-0045, Certificate No.: KWS64/0025.

Measurement Date : Oct 08, 2021.
Issued Date : Oct 11, 2021.

Performed by

- ☒ Mr. Sorawit Thachalad
☐ Miss Orathai Wiwatwittaya



Approved Signatory:.....



Mr. Parinya Booncharoen.
Technical Support
and Calibration Manager

Continuation of Certificate of Calibration Number

Certificate No: WD-01102021

Pages 2 of 2 pages

Result of calibration: ☐ Without adjustment ☒ With adjustment.

Calibration in the range of 0 – 360 ° at a calibration interval of 45°.

The results of calibration and associated measurement uncertainties are reported in table below.

NO	Turning Direction	Nominal Angle (°)	Standard Reading (°)	UUC* Reading (°)	Error (°)	Uncertainty ±(°)
1	Clockwise	0/360	360	359	-1	3.0
2		45	45	42	-3	3.0
3		90	90	88	-2	3.0
4		135	135	135	0	3.0
5		180	180	182	2	3.0
6		225	225	228	3	3.0
7		270	270	273	3	3.0
8		315	315	318	3	3.0
9	Counter Clockwise	0/360	360	359	-1	3.0
10		45	45	42	-3	3.0
11		90	90	88	-2	3.0
12		135	135	135	0	3.0
13		180	180	182	2	3.0
14		225	225	228	3	3.0
15		270	270	273	3	3.0
16		315	315	318	3	3.0

UUC*: Unit Under Calibration The reported expanded uncertainty is based on standard uncertainty multiplied by a coverage factor k=2 providing a level of confidence of approximately 95%

End of Certificate of Calibration



CERTIFICATE OF CALIBRATION

Certificate No: WS-03072021

Page 1 of 2 pages

Measurement Item : Cup anemometer with data logger.

Manufacturer : Data logger: Novalynx.
: Cup anemometer: Novalynx.

Model/Type : Data logger: 200-WS-25DL.
: Cup anemometer: WS-02F.

Serial Number : Data logger: A4986.
: Cup anemometer: -.

ID No : Data logger: RYG_FS0087.
: Cup anemometer: -.

Customer : ALS laboratory group (Thailand) co., ltd.
: 104 Phatthanakan 40, Phatthanakan Rd, Khwaeng Suan Luang, Khet Suan Luang, Bangkok 10260 Thailand.

Test Conditions	: Wind tunnel cross test section area	900	cm ²
	: Anemometer frontal area	100	cm ²
	: Diameter of mounting pipe	-	mm
	: Blockage ratio of test object	0.111	[-]

Test Conditions	: Air temperature	24.1	±0.8 °C
	: Air pressure	1006.3	±0.4 hPa
	: Relative air humidity	60.2	±3.5 %RH

Calibration Procedure : Calibration was carried out base on;
IEC 61400-12-1 ED.1: 2005-Power Performance Measurements of Electricity Producing Wind Turbines;
MCASNET Anemometer Calibration Procedure – Version 2: 2009;

Traceability : This calibration documents the traceable to national standard, Which realize the unit of measurements according to the international system of units (SI) through National Institute of Metrology Thailand (NIMT).

Measurement Date : Jul 13, 2021.

Issued Date : Jul 14, 2021.

Calibrated by

- ☒ Mr. Sorawit Thachalad
☐ Miss Orathai Wiwatwittaya



Approved Signatory:

Parinya Booncharoen

Mr. Parinya Booncharoen
Technical Support
and Calibration Manager

Continuation of Certificate of Calibration Number

Certificate No: WS-03072021

Page 2 of 2 Pages

Result of calibration: ☒ Without adjustment ☐ With adjustment

Calibration in the range of 1 – 16 m/s at a calibration interval of 1 m/s.

The results of calibration and associated measurement uncertainties are reported in the table below.

V _{STD} Reading m/s	V _{UUC} * Reading m/s	Error (m/s)	Uncertainty (%)
2.087	2.0	-0.1	2.4
4.150	4.1	-0.1	1.2
5.99	6.0	0.0	1.1
8.01	8.0	0.0	0.73
10.02	10.2	0.2	0.58
11.98	12.3	0.3	0.56
13.97	14.3	0.3	0.55
16.02	16.6	0.6	0.48
14.96	15.5	0.5	0.37
13.03	13.4	0.4	0.66
10.97	11.2	0.2	0.69
9.02	9.1	0.1	0.65
7.02	7.0	0.0	0.81
5.165	5.0	-0.2	0.88
3.018	3.0	0.0	1.5
1.037	0.9	-0.1	4.7

UUC*: Unit Under Calibration

The reported expanded uncertainty is based on standard uncertainty multiplied by a coverage factor k=2 providing a level of confidence of approximately 95%

Appendix 1: Instrumentations

NO	Sensor	Manufacturer	Model/Type	Calibration Date	Certificate Report Number	Range
1	Pitot static	TESTO INC.	06352145	July 16, 2020	MW-0035-20	5 – 30 m/s
2	Precision Differential Pressure Meter	Zoglab	DPM2500	July 16, 2020	MW-0035-20	5 – 30 m/s
3	Air velocity transducer (hot wire)	TSI INC.	8455-12	July 20, 2020	MW-0036AA-20	0 – 5 m/s
4	Temperature	Zoglab	DSR-THP	March 30, 2021	CL-027-64	-30 – 70°C
5	Relative humidity	Zoglab	DSR-THP	March 30, 2021	RH-03032021	0 – 100 %RH
6	Atmospheric pressure	Zoglab	DSR-THP	March 30, 2021	BP-01032021	500 – 1100 hPa
7	Wind tunnel	ESSOM	MP330D	-	-	0 – 50 Hz

End of certificate of calibration



CERTIFICATE OF CALIBRATION

Certificate No.: WD-03072021

Page 1 of 2 pages

Measurement Item : Wind direction sensor with data logger.

Manufacturer : Data logger: Novalynx.
: Wind direction sensor: Novalynx.

Model/Type : Data logger: 200-WS-25DL.
: Wind direction sensor: WS-02F.

Serial Number : Data logger: A4986.
: Wind direction sensor: -.

ID No : Data logger: RYG_FS0087.
: Wind direction sensor: -.

Customer : ALS laboratory group (Thailand) Co.,Ltd.
104 Phatthanakan 40, Phatthanakan Rd., Khwaeng Suan Luang, Khet Suan Luang, Bangkok 10250
Thailand.

Environmental Condition:

The measurement was carried out in an ambient temperature of $(23 \pm 3)^{\circ}\text{C}$, and relative humidity of $(40 \pm 10)\%$.

Measurement Method:

The wind direction sensor calibration according to comparison method with reference angle measurement electronic theodolite and line laser is used for axis control. The measurement were taken at 45° intervals in clockwise and counterclockwise directions.

Note: The UUC was warmed up for 1 hour prior to the calibration being performed

Traceability:

The measurement results are traceable to the international system of units (SI) through Certificate No.: CC563-07-0045, Certificate No.: KWS63/0044.

Measurement Date : Jul 14, 2021.

Issued Date : Jul 14, 2021.



Performed by

- ☒ Mr. Sorawit Thachalad
☐ Miss Orathai Wiwatwittaya

Approved Signatory:



Mr. Parinya Booncharoen.
Technical Support
and Calibration Manager

Continuation of Certificate of Calibration Number

Certificate No: WD-03072021

Pages 2 of 2 pages

Result of calibration: ☐ Without adjustment ☒ With adjustment.

Calibration in the range of 0 – 360 ° at a calibration interval of 45°.

The results of calibration and associated measurement uncertainties are reported in table below.

NO	Turning Direction	Nominal Angle (°)	Standard Reading (°)	UUC* Reading (°)	Error (°)	Uncertainty ±(°)
1	Clockwise	0/360	360	359	-1	3.0
2		45	45	42	-3	3.0
3		90	90	87	-3	3.0
4		135	135	132	-3	3.0
5		180	180	178	-2	3.0
6		225	225	227	2	3.0
7		270	270	273	3	3.0
8		315	315	318	3	3.0
9	Counter Clockwise	0/360	360	359	-1	3.0
10		45	45	42	-3	3.0
11		90	90	87	-3	3.0
12		135	135	132	-3	3.0
13		180	180	178	-2	3.0
14		225	225	227	2	3.0
15		270	270	273	3	3.0
16		315	315	318	3	3.0

UUC*: Unit Under Calibration The reported expanded uncertainty is based on standard uncertainty multiplied by a coverage factor k=2 providing a level of confidence of approximately 95%

End of Certificate of Calibration



CERTIFICATE OF CALIBRATION

Certificate No: WS-01072021

Page 1 of 2 pages

Measurement Item : Cup anemometer with data logger.

Manufacturer : Data logger: Novalynx.
: Cup anemometer: Novalynx.

Model/Type : Data logger: 110-WS-16N.
: Cup anemometer: WS-02E.

Serial Number : Data logger: 1159.
: Cup anemometer: -.

ID No : Data logger: RYG_FS0081.
: Cup anemometer: -.

Customer : ALS laboratory group (Thailand) co., ltd.
: 104 Phatthanakan 40, Phatthanakan Rd, Khwaeng Suan Luang, Khet Suan Luang, Bangkok 10250 Thailand.

Test Conditions : Wind tunnel cross test section area 900 cm²
: Anemometer frontal area 100 cm²
: Diameter of mounting pipe - mm
: Blockage ratio of test object 0.111 [-]

Test Conditions : Air temperature 23.9 ±0.8 °C
: Air pressure 1010.8 ±0.4 hPa
: Relative air humidity 52.8 ±3.5 %RH

Calibration Procedure Calibration was carried out base on;
IEC 61400-12-1 ED.1: 2005-Power Performance Measurements of Electricity Producing Wind Turbines;
MEASNET Anemometer Calibration Procedure - Version 2: 2009;

Traceability This calibration documents the traceable to national standard, Which realize the unit of measurements according to the international system of units (SI) through National Institute of Metrology Thailand (NIMT).

Measurement Date : Jul 05, 2021.

Issued Date : Jul 08, 2021.

REVIEW BY *Narakorn P.*

APPROVED BY *[Signature]*

NEXT CAL. DATE *3/1/23*

Calibrated by

- ☒ Mr. Sorawit Thachalad
☐ Miss Orathai Wiwatwittaya



Approved Signatory:

[Signature]

Mr. Parinya Booncharoen
Technical Support
and Calibration Manager

Continuation of Certificate of Calibration Number

Certificate No: WS-01072021

Page 2 of 2 Pages

Result of calibration: ☒ Without adjustment ☐ With adjustment

Calibration in the range of 2 – 16 m/s at a calibration interval of 1 m/s.

The results of calibration and associated measurement uncertainties are reported in the table below.

V _{STD} Reading m/s	V _{UUC} Reading m/s	Error (m/s)	Uncertainty (%)
2.071	1.8	-0.3	2.7
4.089	3.8	-0.3	1.1
6.01	5.9	-0.1	1.03
8.01	7.8	-0.2	0.74
10.03	10.0	0.0	0.60
12.00	12.0	0.0	0.48
14.05	14.2	0.1	0.38
16.04	16.3	0.3	0.33
14.99	15.2	0.2	0.39
12.99	13.1	0.1	0.46
10.96	11.0	0.0	0.49
9.03	8.9	-0.1	0.66
7.01	6.9	-0.1	0.88
5.168	4.9	-0.3	1.00
3.011	2.7	-0.3	1.9

UUC*: Unit Under Calibration

The reported expanded uncertainty is based on standard uncertainty multiplied by a coverage factor k=2 providing a level of confidence of approximately 95%

Appendix 1: Instrumentations

NO	Sensor	Manufacturer	Model/Type	Calibration Date	Certificate Report Number	Range
1	Pitot static	TESTO INC.	06352145	July 16, 2020	MW-0035-20	5 – 30 m/s
2	Precision Differential Pressure Meter	Zoglab	DPM2500	July 16, 2020	MW-0035-20	5 – 30 m/s
3	Air velocity transducer (hot wire)	TSI INC.	8455-12	July 20, 2020	MW-0036AA-20	0 – 5 m/s
4	Temperature	Zoglab	DSR-THP	March 30, 2021	CL-027-64	-30 – 70°C
5	Relative humidity	Zoglab	DSR-THP	March 30, 2021	RH-03032021	0 – 100 %RH
6	Atmospheric pressure	Zoglab	DSR-THP	March 30, 2021	BP-01032021	500 – 1100 hPa
7	Wind tunnel	ESSOM	MP330D	-	-	0 – 50 Hz

End of certificate of calibration



CERTIFICATE OF CALIBRATION

Certificate No.: WD-01072021

Page 1 of 2 pages

Measurement Item : Wind direction sensor with data logger.

Manufacturer : Data logger: Novalynx.
: Wind direction sensor: Novalynx.

Model/Type : Data logger: 110-WS-16N.
: Wind direction sensor: WS-02E.

Serial Number : Data logger: 1159.
: Wind direction sensor: -.

ID No : Data logger: RYG_PS0081.
: Cup anemometer: -.

Customer : ALS laboratory group (Thailand) Co.,Ltd.
104 Phatthanakan 40, Phatthanakan Rd.,Khwaeng Suan Luang, Khet Suan Luang, Bangkok 10250
Thailand.

Environmental Condition:

The measurement was carried out in an ambient temperature of $(23\pm3)^{\circ}\text{C}$, and relative humidity of $(40\pm10)\%$.

Measurement Method:

The wind direction sensor calibration according to comparison method with reference angle measurement electronic theodolite and line laser is used for axis control. The measurement were taken at 45° intervals in clockwise and counterclockwise directions.

Note: The UUC was warmed up for 1 hour prior to the calibration being performed

Traceability:

The measurement results are traceable to the international system of units (SI) through Certificate No.: CC563-07-0045,
Certificate No.: KWS63/0044.

Measurement Date : Jul 05, 2021.

Issued Date : Jul 08, 2021.

Performed by

- ☒ Mr. Sorawit Thachalad
☐ Miss Orathai Wiwatwittaya



Approved Signatory:.....



Mr. Parinya Booncharoen.
Technical Support
and Calibration Manager

Continuation of Certificate of Calibration Number

Certificate No: WD-01072021

Pages 2 of 2 pages

Result of calibration: ☐ Without adjustment ☒ With adjustment.

Calibration in the range of 0 – 360 ° at a calibration interval of 45°.

The results of calibration and associated measurement uncertainties are reported in table below.

NO	Turning Direction	Nominal Angle (°)	Standard Reading (°)	UUC* Reading (°)	Error (°)	Uncertainty ±(°)
1	Clockwise	0/360	360	359	-1	3.0
2		45	45	41	-4	3.0
3		90	90	87	-3	3.0
4		135	135	132	-3	3.0
5		180	180	179	-1	3.0
6		225	225	227	2	3.0
7		270	270	273	3	3.0
8		315	315	317	2	3.0
9	Counter Clockwise	0/360	360	359	-1	3.0
10		45	45	41	-4	3.0
11		90	90	87	-3	3.0
12		135	135	132	-3	3.0
13		180	180	179	-1	3.0
14		225	225	227	2	3.0
15		270	270	273	3	3.0
16		315	315	317	2	3.0

UUC*: Unit Under Calibration The reported expanded uncertainty is based on standard uncertainty multiplied by a coverage factor $k=2$ providing a level of confidence of approximately 95%

End of Certificate of Calibration



SITHIPORN ASSOCIATES CO.,LTD.

CALIBRATION LABORATORY

451-451/1 Sirinthorn Rd.,Bangbunru, Bangplud Bangkok 10700 THAILAND.
Tel.0-2435-8800 Fax.0-2433-1679 e-mail:cal-center@sithiphorn.com http://www.sithiphorn.com



NSC-TISI-TIS 17025
CALIBRATION 0394

Cert. No. : ACC21009

Pages : 1 of 3

Calibration Certificate

Equipment : SOUND CALIBRATOR
Manufacturer : RION
Model : NC-74
Serial No.: 34178123
ID No.: RYG_FS0215

Condition As Found : GOOD

Customer : ALS LABORATORY GROUP (THAILAND) CO., LTD.
104 PHATTHANAKAN 40, PHATTHANAKAN ROAD,
KHWANG PHATTHANAKAN, KHET SUAN LUANG,
BANGKOK, 10250 THAILAND.

Location : -
Ambient Temperature : (23.0 \pm 3) °C
Pressure : (101.3 \pm 3) kPa
Relative Humidity : (50.0 \pm 20) %

Received Date : 05 AUGUST 2021
Calibration Date : 09 AUGUST 2021
Date of Issue : 11 AUGUST 2021

REVIEW BY	<i>Nathakorn</i>
APPROVED BY	<i>T. Petchurai</i>
NEXT CAL. DATE	9/8/22

Calibrated by : Nathakorn Pisutpaisan

Approved by :

T. Petchurai
(Thanakul Petchurai)

This certificate is issued in accordance with the requirements of ISO/IEC 17025 standard, may not be reproduced other than in full, except with the prior written approval of the head of Calibration Laboratory.

Continuation of Calibration Certificate

Cert. No. : ACC21009

Job No. : VC64AC0058

Pages : 2 of 3

Calibration Procedure : CP-AC-03

Calibration Method :

This equipment was calibrated by based on IEC-60942-2003 Standard.

The sound pressure level, frequency and total distortion of the sound calibrator was measured using the reference microphone.

Condition of this result of calibration :

1. Reference Standard Instruments :

<u>Instrument</u>	<u>Model</u>	<u>Serial No.</u>	<u>Cert. No.</u>	<u>Due Date</u>
Waveform Generator	33511B	MY52302742	EF-0011-21	10-Feb-22
Digital Multimeter	33461A	MY53220104	EEL.BP. 05/0264	10-Feb-22
Digital Multimeter	8846A	1997025	EEL.BP. 06/0264	05-Feb-22
Digital Multimeter	33461A	MY53220116	EEL.BP. 04/0264	10-Feb-22
Programmable Attenuator	MAT-1070	62100114	1500-07774E	08-Mar-22
Condenser Microphone	4180	2977900	AA-1008-21	05-Feb-22
Measuring Amplifier	NA-42KAI	34560495	AA-3003-21	16-Feb-22
Audio Analyzer	AVR-3360A	V744B6069	EF-0010-21	10-Feb-22

2. This result of calibration was found accurate as shown on date and place of calibration for this calibrated item only.

3. This certificate is traceable to the international system of unit maintained at :

3.1 National Institute of Metrology (Thailand).

3.2 Thailand Institute of Scientific and Technological Research (TISTR).

Continuation of Calibration Certificate

Cert. No. : ACC21009

Job No. : VC64AC0058

Pages : 3 of 3

Result of calibration :**1. Sound pressure level**

Specified sound pressure level (dB)	Measured value (dB)	Deviated value (dB)	Uncertainty (dB)	Tolerance limit (dB)
94	94.06	0.06	0.14	0.40

2. Frequency

Specified Frequency (Hz)	Measured value (Hz)	Deviated value (%)	Uncertainty (%)	Tolerance limit (%)
1000	1001.5	0.1	0.1	1.0

3. Total distortion

Measured value (%)	Uncertainty (%)	Tolerance limit (%)
1.67	0.10	3.0

The reported uncertainty is based on a standard uncertainty multiplied by coverage factor $k = 2$
or any value following calculation, providing a level of confidence of approximately 95 %

————— End of Calibration Certificate —————

SITHIPHORN ASSOCIATES CO.,LTD. CALIBRATION LABORATORY

451-451/1 Sirinthorn Rd.,Bangbumru, Bangplud Bangkok 10700 THAILAND.
Tel.0-2435-8800 Fax.0-2433-1679 e-mail:cal-center@sithiphorn.com http://www.sithiphorn.com



Cert. No. : ACL22057

Pages : 1 of 8

Calibration Certificate

Equipment : SOUND LEVEL METER
Manufacturer : RION
Model : NL-42/ Microphone UC-52 / Preamplifier NH-24
Serial No.: 00296517 / 179120 / 87527
ID No.: RYG_FS0434

Condition As Found : GOOD

Customer : ALS LABORATORY GROUP (THAILAND) CO., LTD.
104 PHATTHANAKAN 40, PHATTHANAKAN ROAD,
KHWANG PHATTHANAKAN, KHET SUAN LUANG,
BANGKOK, 10250 THAILAND.

Location : -
Ambient Temperature : (23.0 \pm 3) °C
Pressure : (101.3 \pm 3) kPa
Relative Humidity : (50.0 \pm 20) %

Received Date : 14 JANUARY 2022
Calibration Date : 21-24 JANUARY 2022
Date of Issue : 25 JANUARY 2022

REVIEW BY	<i>Narakorn P.</i>
APPROVED BY	<i>[Signature]</i>
NEXT CAL. DATE	21/1/23

Calibrated by : Nathakorn Pisutpaisan

Approved by :

T. Petchurai
(Thanakul Petchurai)

This certificate is issued in accordance with the requirements of ISO/IEC 17025 standard, may not be reproduced other than in full, except with the prior written approval of the head of Calibration Laboratory.

Continuation of Calibration Certificate

Cert. No. : ACL22057

Job No. : VC65AC0043

Pages : 2 of 8

Calibration Procedure : CP-AC-01

Calibration Method :

This equipment was calibrated by based on IEC-61672-3 (2013) Standard for sound level meter (SLM).

The SLM had tests to Acoustical and Electrical signal tests of frequency weighting with Anechoic chamber and Reference Standard Instruments.

For tests results of each items were made by observation of each Instruments display and also with SLM's display.

Condition of this result of calibration :

1. Reference Standard Instruments :

<u>Instrument</u>	<u>Model</u>	<u>Serial No.</u>	<u>Cert. No.</u>	<u>Due Date</u>
Waveform Generator	33210A	MY48017076	EF-0012-21	10-Feb-22
Waveform Generator	33511B	MY52302742	EF-0011-21	10-Feb-22
Digital Multimeter	33461A	MY53220104	EEL.BP. 05/0264	10-Feb-22
Digital Multimeter	33461A	MY53220076	EEL.BP. 03/0264	08-Feb-22
Digital Multimeter	34461A	MY60024273	1-15180725251-1	15-Sep-22
Programmable Attenuator	MAT-1070	62100114	1500-07774E	08-Mar-22
Condenser Microphone	4180	2977900	AA-1008-21	05-Feb-22
Measuring Amplifier	NA-42KAI	34560495	AA-3003-21	16-Feb-22

2. This result of calibration was found accurate as shown on date and place of calibration for this calibrated item only.

3. This certificate is traceable to the international system of unit maintained at :

3.1 National Institute of Metrology (Thailand).

3.2 Thailand Institute of Scientific and Technological Research (TISTR).

Continuation of Calibration Certificate

Cert. No. : ACL22057
Job No. : VC65AC0043
Pages : 3 of 8

Summary of Measurement Result :

Parameter	Pass	Fail	Uncertainty (dB)	Maximum-permitted uncertainty of measurement (dB)
1. Absolute sensitivity	✓	-	0.2	N/A
2. Self-generated noise	✓	-	0.2	N/A
3. Acoustical signal tests of frequency weightings				
125 Hz	✓	-	0.3	0.6
1000 Hz	✓	-	0.3	0.6
8000 Hz	✓	-	0.3	0.7
4. Electrical signal tests of frequency weightings				
For 10 Hz to 4 kHz	✓	-	0.3	0.6
For > 4 kHz to 10 kHz	✓	-	0.3	0.7
For > 10 kHz to 20 kHz	-	-	-	1.0
5. Frequency and time weightings at 1 kHz	✓	-	0.2	0.2
6. Long - term stability	✓	-	0.1	0.1
7. Level linearity on the reference level range	✓	-	0.2	0.3
8. Level linearity including the level range control	✓	-	0.2	0.3
9. Tone burst response	✓	-	0.2	0.3
10. Peak C sound level	✓	-	0.2	0.35
11. Overload indication	✓	-	0.2	0.25
12. High level stability	✓	-	0.1	0.1

Continuation of Calibration Certificate

Cert. No. : ACL22057

Job No. : VC65AC0043

Pages : 4 of 8

Result of calibration :**1. Absolute sensitivity**

Reference Acoustic Signal (dB)	Measured Value (dB)	Deviation (dB)	Acceptance Limit (dB)
93.9 (93.96)	93.9	0.0	±0.3

2. Self-generated noise

2.1 Normal test

Measured Value (dB)
15.4

2.2 The microphone of the sound level meter was replaced by electrical signal input device.

Frequency Weighting	Measured value (dB)
A - weight	11.6
C - weight	17.7
Flat	23.4

3. Acoustical signal tests of frequency weightings

Meter free-field acoustic response at a level of 84 dB

Frequency (Hz)	Deviation from various frequency weighting response curve (dB)			Acceptance Limits
	Flat	C-weight	A-weight	
125	0.1	0.1	0.1	± 1.5
1000	0.0	0.0	0.0	± 1.0
8000	0.6	0.7	0.7	±5.0

Continuation of Calibration Certificate

Cert. No. : ACL22057
Job No. : VC65AC0043
Pages : 5 of 8

4. Electrical signal tests of frequency weightings

Weighting network response with relative to 1 kHz.

Frequency (Hz)	Deviation from various frequency weighting response curve (dB)			
	Flat	C-weight	A-weight	Acceptance Limits
63	0.0	-0.1	0.0	±2.0
125	0.0	0.1	0.0	±1.5
250	0.0	0.0	0.0	±1.5
500	0.0	0.1	0.0	±1.5
1000	0.0	0.0	0.0	±1.0
2000	0.0	0.1	0.0	±2.0
4000	0.0	0.1	0.0	±3.0
8000	0.0	0.1	0.1	±5.0

5. Frequency and time weightings at 1 kHz

5.1 Frequency weightings at 1 kHz

Frequency Weighting	Measured Value (dB)	Deviated Value (dB)	Acceptance Limits (dB)
A - weight	94.0	0.0	-
C - weight	94.0	0.0	± 0.2
Flat	94.0	0.0	± 0.2

5.2 Time weighting at 1 kHz

Frequency Weighting	Measured Value (dB)	Deviated Value (dB)	Acceptance Limits (dB)
Fast	94.0	0.0	-
Slow	94.0	0.0	± 0.1
Leq	94.0	0.0	± 0.1

6. Long - term stability

Frequency Weighting	SLM Display at initial (dB)	SLM Display at final (dB)	Deviated Value (dB)	Acceptance Limits (dB)
A - weight	94.0	94.1	0.1	± 0.3

Continuation of Calibration Certificate

Cert. No. : ACL22057

Job No. : VC65AC0043

Pages : 6 of 8

7. Level linearity on the reference level range

Anticipated Value (dB)	Measured Value (dB)	Deviated Value (dB)	Acceptance Limits (dB)
137.0	137.0	0.0	± 1.1
136.0	136.0	0.0	± 1.1
135.0	135.0	0.0	± 1.1
134.0	134.0	0.0	± 1.1
133.0	133.0	0.0	± 1.1
132.0	132.0	0.0	± 1.1
131.0	131.0	0.0	± 1.1
129.0	129.0	0.0	± 1.1
124.0	124.0	0.0	± 1.1
119.0	119.0	0.0	± 1.1
114.0	114.0	0.0	± 1.1
109.0	109.0	0.0	± 1.1
104.0	104.1	0.1	± 1.1
99.0	99.0	0.0	± 1.1
94.0	94.0	0.0	± 1.1
89.0	89.0	0.0	± 1.1
84.0	84.0	0.0	± 1.1
79.0	79.0	0.0	± 1.1
74.0	74.0	0.0	± 1.1
69.0	69.0	0.0	± 1.1
64.0	64.0	0.0	± 1.1
59.0	59.0	0.0	± 1.1
54.0	54.0	0.0	± 1.1
49.0	49.0	0.0	± 1.1
44.0	44.0	0.0	± 1.1
39.0	39.0	0.0	± 1.1
34.0	34.0	0.0	± 1.1
30.0	30.0	0.0	± 1.1
29.0	29.0	0.0	± 1.1
28.0	28.0	0.0	± 1.1
27.0	27.1	0.1	± 1.1
26.0	26.1	0.1	± 1.1
25.0	25.1	0.1	± 1.1

Continuation of Calibration Certificate

Cert. No. : ACL22057

Job No. : VC65AC0043

Pages : 7 of 8

8. Level linearity including the level range control

Range	Anticipated Value (dB)	Measured Value (dB)	Deviated Value (dB)	Acceptance Limits (dB)
Auto	94.0	94.0	0.0	±1.1

9. Tone burst response

Time Weighting	Tone burst duration, Tb (ms)	Cycle	Anticipated Value (dB)	Measured Value (dB)	Deviated Value (dB)	Acceptance Limits (dB)
Fast	0.25	1	108.0	108.0	0.0	1.5 ; -5.0
	2	8	117.0	117.0	0.0	1.0 ; -2.5
	200	800	134.0	134.1	0.1	±1.0
Slow	2	8	108.0	108.0	0.0	1.5 ; -5.0
	200	800	127.6	127.6	0.0	±1.0
SEL	0.25	1	99.0	98.9	-0.1	1.5 ; -5.0
	2	8	108.0	108.0	0.0	1.0 ; -2.5
	200	800	128.0	128.1	0.1	±1.0

10. Peak C sound level

Number of cycle in test signal	Anticipated Value (dB)	Measured Value, Lcpeak (dB)	Deviated Value (dB)	Acceptance Limits (dB)
Continuous	133.0	133.0	0.0	-
One	136.4	136.3	-0.1	±3.0

Number of cycle in test signal	Anticipated Value (dB)	Measured Value (dB)	Deviated Value (dB)	Acceptance Limits (dB)
Continuous	133.0	133.0	0.0	-
Positive half cycle	135.4	135.1	-0.3	±2.0
Negative half cycle	135.4	135.1	-0.3	±2.0

Continuation of Calibration Certificate

Cert. No. : ACL22057

Job No. : VC65AC0043

Pages : 8 of 8

11. Overload indication

Measured value (dB)		Deviated Value (dB)	Acceptance Limits (dB)
Positive one-half cycle	Negative one-half cycle		
89.6	89.6	0.0	±1.5

12. High level stability

Frequency Weighting	SLM Display at initial (dB)	SLM Display at final (dB)	Deviated Value (dB)	Acceptance Limits (dB)
A - weight	137.0	137.0	0.0	±0.3

The reported uncertainty is based on a standard uncertainty multiplied by coverage factor $k = 2$
or any value following calculation, providing a level of confidence of approximately 95 %

End of Calibration Certificate

SITHIPHORN ASSOCIATES CO.,LTD. CALIBRATION LABORATORY

451-451/1 Sirinthorn Rd.,Bangbunru, Bangplud Bangkok 10700 THAILAND.
Tel.0-2435-8800 Fax.0-2433-1679 e-mail:cal-center@sithiphorn.com http://www.sithiphorn.com



NSC-TISI-TIS 17025
CALIBRATION 0394

Cert. No. : ACL21078

Pages : 1 of 8

Calibration Certificate

Equipment : SOUND LEVEL METER
Manufacturer : RION
Model : NL-42/ Microphone UC-52 / Preamplifier NH-24
Serial No.: 00597167 / 157778 / 34375
ID No.: RYG_FS0437

Condition As Found : GOOD

Customer : ALS LABORATORY GROUP (THAILAND) CO., LTD.
104 PHATTHANAKAN 40, PHATTHANAKAN ROAD,
KHWAENG PHATTHANAKAN, KHET SUAN LUANG,
BANGKOK, 10250 THAILAND.

Location : -

Ambient Temperature : (23.0 \pm 3) °C
Pressure : (101.3 \pm 3) kPa
Relative Humidity : (50.0 \pm 20) %

Received Date : 05 AUGUST 2021
Calibration Date : 06 - 10 AUGUST 2021
Date of Issue : 11 AUGUST 2021

REVIEW BY	<i>Nathakorn P.</i>
APPROVED BY	<i>[Signature]</i>
NEXT CAL. DATE	<i>6/8/22</i>

Calibrated by : Nathakorn Pisutpaisan

Approved by :

[Signature]
(Thanakul Petchurai)

This certificate is issued in accordance with the requirements of ISO/IEC 17025 standard, may not be reproduced other than in full, except with the prior written approval of the head of Calibration Laboratory.

Continuation of Calibration Certificate

Cert. No. : ACL21078

Job No. : VC64AC0058

Pages : 2 of 8

Calibration Procedure : CP-AC-01

Calibration Method :

This equipment was calibrated by based on IEC-61672-3 (2013) Standard for sound level meter (SLM).

The SLM had tests to Acoustical and Electrical signal tests of frequency weighting with Anechoic chamber and Reference Standard Instruments.

For tests results of each items were made by observation of each Instruments display and also with SLM's display.

Condition of this result of calibration :

1. Reference Standard Instruments :

<u>Instrument</u>	<u>Model</u>	<u>Serial No.</u>	<u>Cert. No.</u>	<u>Due Date</u>
Waveform Generator	33210A	MY48017076	EF-0012-21	10-Feb-22
Waveform Generator	33511B	MY52302742	EF-0011-21	10-Feb-22
Digital Multimeter	33461A	MY53220104	EEL.BP. 05/0264	10-Feb-22
Digital Multimeter	8846A	1997025	EEL.BP. 06/0264	05-Feb-22
Digital Multimeter	33461A	MY53220116	EEL.BP. 04/0264	10-Feb-22
Programmable Attenuator	MAT-1070	62100114	1500-07774E	08-Mar-22
Condenser Microphone	4180	2977900	AA-1008-21	05-Feb-22
Measuring Amplifier	NA-42KAI	34560495	AA-3003-21	16-Feb-22

2. This result of calibration was found accurate as shown on date and place of calibration for this calibrated item only.

3. This certificate is traceable to the international system of unit maintained at :

3.1 National Institute of Metrology (Thailand).

3.2 Thailand Institute of Scientific and Technological Research (TISTR).

Continuation of Calibration Certificate

Cert. No. : ACL21078
Job No. : VC64AC0058
Pages : 3 of 8

Summary of Measurement Result :

Parameter	Pass	Fail	Uncertainty (dB)	Maximum-permitted uncertainty of measurement (dB)
1. Absolute sensitivity	✓	-	0.2	N/A
2. Self-generated noise	✓	-	0.2	N/A
3. Acoustical signal tests of frequency weightings				
125 Hz	✓	-	0.3	0.6
1000 Hz	✓	-	0.3	0.6
8000 Hz	✓	-	0.3	0.7
4. Electrical signal tests of frequency weightings				
For 10 Hz to 4 kHz	✓	-	0.3	0.6
For > 4 kHz to 10 kHz	✓	-	0.3	0.7
For > 10 kHz to 20 kHz	-	-	-	1.0
5. Frequency and time weightings at 1 kHz	✓	-	0.2	0.2
6. Long - term stability	✓	-	0.1	0.1
7. Level linearity on the reference level range	✓	-	0.2	0.3
8. Level linearity including the level range control	✓	-	0.2	0.3
9. Tone burst response	✓	-	0.2	0.3
10. Peak C sound level	✓	-	0.2	0.35
11. Overload indication	✓	-	0.2	0.25
12. High level stability	✓	-	0.1	0.1

Continuation of Calibration Certificate

Cert. No. : ACL21078

Job No. : VC64AC0058

Pages : 4 of 8

Result of calibration :**1. Absolute sensitivity**

Reference Acoustic Signal (dB)	Measured Value (dB)	Deviation (dB)	Acceptance Limit (dB)
93.9 (93.96)	93.9	0.0	±0.3

2. Self-generated noise

2.1 Normal test

Measured Value (dB)
16.5

2.2 The microphone of the sound level meter was replaced by electrical signal input device.

Frequency Weighting	Measured value (dB)
A - weight	12.0
C - weight	18.6
Flat	24.5

3. Acoustical signal tests of frequency weightings

Meter free-field acoustic response at a level of 84 dB

Frequency (Hz)	Deviation from various frequency weighting response curve (dB)			Acceptance Limits
	Flat	C-weight	A-weight	
125	0.5	0.6	0.6	± 1.5
1000	-0.1	-0.1	0.0	± 1.0
8000	-1.6	-1.6	-1.6	±5.0

Continuation of Calibration Certificate

Cert. No. : ACL21078
Job No. : VC64AC0058
Pages : 5 of 8

4. Electrical signal tests of frequency weightings

Weighting network response with relative to 1 kHz.

Frequency (Hz)	Deviation from various frequency weighting response curve (dB)			
	Flat	C-weight	A-weight	Acceptance Limits
63	0.0	-0.1	0.0	±2.0
125	0.0	0.0	0.0	±1.5
250	0.0	0.0	0.0	±1.5
500	0.0	0.1	0.0	±1.5
1000	0.0	0.0	0.0	±1.0
2000	0.0	0.1	0.0	±2.0
4000	0.0	0.0	0.0	±3.0
8000	0.0	0.1	0.1	±5.0

5. Frequency and time weightings at 1 kHz

5.1 Frequency weightings at 1 kHz

Frequency Weighting	Measured Value (dB)	Deviated Value (dB)	Acceptance Limits (dB)
A - weight	94.0	0.0	-
C - weight	94.0	0.0	± 0.2
Flat	94.0	0.0	± 0.2

5.2 Time weighting at 1 kHz

Frequency Weighting	Measured Value (dB)	Deviated Value (dB)	Acceptance Limits (dB)
Fast	94.0	0.0	-
Slow	94.0	0.0	± 0.1
Leq	94.0	0.0	± 0.1

6. Long - term stability

Frequency Weighting	SLM Display at initial (dB)	SLM Display at final (dB)	Deviated Value (dB)	Acceptance Limits (dB)
A - weight	94.0	94.0	0.0	± 0.3

Continuation of Calibration Certificate

Cert. No. : ACL21078

Job No. : VC64AC0058

Pages : 6 of 8

7. Level linearity on the reference level range

Anticipated Value (dB)	Measured Value (dB)	Deviated Value (dB)	Acceptance Limits (dB)
137.0	137.0	0.0	± 1.1
136.0	136.0	0.0	± 1.1
135.0	135.0	0.0	± 1.1
134.0	134.0	0.0	± 1.1
133.0	133.0	0.0	± 1.1
132.0	132.0	0.0	± 1.1
131.0	131.0	0.0	± 1.1
129.0	129.0	0.0	± 1.1
124.0	124.0	0.0	± 1.1
119.0	119.0	0.0	± 1.1
114.0	114.0	0.0	± 1.1
109.0	109.0	0.0	± 1.1
104.0	104.1	0.1	± 1.1
99.0	99.0	0.0	± 1.1
94.0	94.0	0.0	± 1.1
89.0	89.0	0.0	± 1.1
84.0	84.0	0.0	± 1.1
79.0	79.0	0.0	± 1.1
74.0	74.0	0.0	± 1.1
69.0	69.0	0.0	± 1.1
64.0	64.0	0.0	± 1.1
59.0	59.0	0.0	± 1.1
54.0	54.0	0.0	± 1.1
49.0	49.0	0.0	± 1.1
44.0	44.0	0.0	± 1.1
39.0	39.0	0.0	± 1.1
34.0	34.0	0.0	± 1.1
30.0	30.0	0.0	± 1.1
29.0	28.9	-0.1	± 1.1
28.0	27.9	-0.1	± 1.1
27.0	26.9	-0.1	± 1.1
26.0	25.9	-0.1	± 1.1
25.0	24.9	-0.1	± 1.1

Continuation of Calibration Certificate

Cert. No. : ACL21078
Job No. : VC64AC0058
Pages : 7 of 8

8. Level linearity including the level range control

Range	Anticipated Value (dB)	Measured Value (dB)	Deviated Value (dB)	Acceptance Limits (dB)
Auto	94.0	94.0	0.0	±1.1

9. Tone burst response

Time Weighting	Tone burst duration, Tb (ms)	Cycle	Anticipated Value (dB)	Measured Value (dB)	Deviated Value (dB)	Acceptance Limits (dB)
Fast	0.25	1	108.0	108.0	0.0	1.5 ; -5.0
	2	8	117.0	117.0	0.0	1.0 ; -2.5
	200	800	134.0	134.1	0.1	±1.0
Slow	2	8	108.0	108.0	0.0	1.5 ; -5.0
	200	800	127.6	127.6	0.0	±1.0
SEL	0.25	1	99.0	98.9	-0.1	1.5 ; -5.0
	2	8	108.0	108.0	0.0	1.0 ; -2.5
	200	800	128.0	128.1	0.1	±1.0

10. Peak C sound level

Number of cycle in test signal	Anticipated Value (dB)	Measured Value, L _{peak} (dB)	Deviated Value (dB)	Acceptance Limits (dB)
Continuous	133.0	133.0	0.0	-
One	136.4	136.0	-0.4	±3.0

Number of cycle in test signal	Anticipated Value (dB)	Measured Value (dB)	Deviated Value (dB)	Acceptance Limits (dB)
Continuous	133.0	133.1	0.1	-
Positive half cycle	135.4	135.2	-0.2	±2.0
Negative half cycle	135.4	135.2	-0.2	±2.0

Continuation of Calibration Certificate

Cert. No. : ACL21078

Job No. : VC64AC0058

Pages : 8 of 8

11. Overload indication

Measured value (dB)		Deviated Value (dB)	Acceptance Limits (dB)
Positive one-half cycle	Negative one-half cycle		
89.6	89.6	0.0	±1.5

12. High level stability

Frequency Weighting	SLM Display at initial (dB)	SLM Display at final (dB)	Deviated Value (dB)	Acceptance Limits (dB)
A - weight	137.0	137.0	0.0	±0.3

The reported uncertainty is based on a standard uncertainty multiplied by coverage factor $k = 2$ or any value following calculation, providing a level of confidence of approximately 95 %

End of Calibration Certificate

SITHIPHORN ASSOCIATES CO.,LTD. CALIBRATION LABORATORY

451-451/1 Sirinthorn Rd.,Bangbumru, Bangplud Bangkok 10700 THAILAND.
Tel.0-2435-8800 Fax.0-2433-1679 e-mail:cal-center@sithiphorn.com http://www.sithiphorn.com



NSC-TISI-TIS 17025
CALIBRATION 0394

Cert. No. : ACL22058

Pages : 1 of 8

Calibration Certificate

Equipment : SOUND LEVEL METER
Manufacturer : RION
Model : NL-42/ Microphone UC-52 / Preamplifier NH-24
Serial No.: 00296518 / 179118 / 87525
ID No.: RYG_FS0431

Condition As Found : GOOD

Customer : ALS LABORATORY GROUP (THAILAND) CO., LTD.
104 PHATTHANAKAN 40, PHATTHANAKAN ROAD,
KHWANG PHATTHANAKAN, KHET SUAN LUANG,
BANGKOK, 10250 THAILAND.

Location : -
Ambient Temperature : (23.0 \pm 3) °C
Pressure : (101.3 \pm 3) kPa
Relative Humidity : (50.0 \pm 20) %

Received Date : 14 JANUARY 2022
Calibration Date : 21-24 JANUARY 2022
Date of Issue : 25 JANUARY 2022

REVIEW BY	<i>Narakorn P.</i>
APPROVED BY	<i>[Signature]</i>
NEXT CAL. DATE	21/1/23

Calibrated by : Nathakorn Pisutpaisan

Approved by :

T. Petchurai
(Thanakul Petchurai)

This certificate is issued in accordance with the requirements of ISO/IEC 17025 standard, may not be reproduced other than in full, except with the prior written approval of the head of Calibration Laboratory.

Continuation of Calibration Certificate

Cert. No. : ACL22058

Job No. : VC65AC0043

Pages : 2 of 8

Calibration Procedure : CP-AC-01

Calibration Method :

This equipment was calibrated by based on IEC-61672-3 (2013) Standard for sound level meter (SLM).

The SLM had tests to Acoustical and Electrical signal tests of frequency weighting with Anechoic chamber and Reference Standard Instruments.

For tests results of each items were made by observation of each Instruments display and also with SLM's display.

Condition of this result of calibration :

1. Reference Standard Instruments :

<u>Instrument</u>	<u>Model</u>	<u>Serial No.</u>	<u>Cert. No.</u>	<u>Due Date</u>
Waveform Generator	33210A	MY48017076	EF-0012-21	10-Feb-22
Waveform Generator	33511B	MY52302742	EF-0011-21	10-Feb-22
Digital Multimeter	33461A	MY53220104	EEL.BP. 05/0264	10-Feb-22
Digital Multimeter	33461A	MY53220076	EEL.BP. 03/0264	08-Feb-22
Digital Multimeter	34461A	MY60024273	1-15180725251-1	15-Sep-22
Programmable Attenuator	MAT-1070	62100114	1500-07774E	08-Mar-22
Condenser Microphone	4180	2977900	AA-1008-21	05-Feb-22
Measuring Amplifier	NA-42KAI	34560495	AA-3003-21	16-Feb-22

2. This result of calibration was found accurate as shown on date and place of calibration for this calibrated item only.

3. This certificate is traceable to the international system of unit maintained at :

3.1 National Institute of Metrology (Thailand).

3.2 Thailand Institute of Scientific and Technological Research (TISTR).

Continuation of Calibration Certificate

Cert. No. : ACL22058
Job No. : VC65AC0043
Pages : 3 of 8

Summary of Measurement Result :

Parameter	Pass	Fail	Uncertainty (dB)	Maximum-permitted uncertainty of measurement (dB)
1. Absolute sensitivity	✓	-	0.2	N/A
2. Self-generated noise	✓	-	0.2	N/A
3. Acoustical signal tests of frequency weightings				
125 Hz	✓	-	0.3	0.6
1000 Hz	✓	-	0.3	0.6
8000 Hz	✓	-	0.3	0.7
4. Electrical signal tests of frequency weightings				
For 10 Hz to 4 kHz	✓	-	0.3	0.6
For > 4 kHz to 10 kHz	✓	-	0.3	0.7
For > 10 kHz to 20 kHz	-	-	-	1.0
5. Frequency and time weightings at 1 kHz	✓	-	0.2	0.2
6. Long - term stability	✓	-	0.1	0.1
7. Level linearity on the reference level range	✓	-	0.2	0.3
8. Level linearity including the level range control	✓	-	0.2	0.3
9. Tone burst response	✓	-	0.2	0.3
10. Peak C sound level	✓	-	0.2	0.35
11. Overload indication	✓	-	0.2	0.25
12. High level stability	✓	-	0.1	0.1

Continuation of Calibration Certificate

Cert. No. : ACL22058

Job No. : VC65AC0043

Pages : 4 of 8

Result of calibration :**1. Absolute sensitivity**

Reference Acoustic Signal (dB)	Measured Value (dB)	Deviation (dB)	Acceptance Limit (dB)
93.9 (93.96)	93.9	0.0	±0.3

2. Self-generated noise

2.1 Normal test

Measured Value (dB)
14.6

2.2 The microphone of the sound level meter was replaced by electrical signal input device.

Frequency Weighting	Measured value (dB)
A - weight	11.6
C - weight	17.6
Flat	23.2

3. Acoustical signal tests of frequency weightings

Meter free-field acoustic response at a level of 84 dB

Frequency (Hz)	Deviation from various frequency weighting response curve (dB)			Acceptance Limits
	Flat	C-weight	A-weight	
125	0.1	0.1	0.1	± 1.5
1000	0.0	0.0	0.0	± 1.0
8000	0.8	0.9	0.9	±5.0

Continuation of Calibration Certificate

Cert. No. : ACL22058
Job No. : VC65AC0043
Pages : 5 of 8

4. Electrical signal tests of frequency weightings

Weighting network response with relative to 1 kHz.

Frequency (Hz)	Deviation from various frequency weighting response curve (dB)			
	Flat	C-weight	A-weight	Acceptance Limits
63	-0.1	-0.1	0.0	±2.0
125	0.0	0.0	-0.1	±1.5
250	-0.1	0.0	-0.1	±1.5
500	0.0	0.0	-0.1	±1.5
1000	0.0	0.0	0.0	±1.0
2000	0.0	0.0	0.0	±2.0
4000	0.0	0.0	0.0	±3.0
8000	0.0	0.0	0.0	±5.0

5. Frequency and time weightings at 1 kHz

5.1 Frequency weightings at 1 kHz

Frequency Weighting	Measured Value (dB)	Deviated Value (dB)	Acceptance Limits (dB)
A - weight	94.0	0.0	-
C - weight	94.0	0.0	± 0.2
Flat	94.0	0.0	± 0.2

5.2 Time weighting at 1 kHz

Frequency Weighting	Measured Value (dB)	Deviated Value (dB)	Acceptance Limits (dB)
Fast	94.0	0.0	-
Slow	94.0	0.0	± 0.1
Leq	94.0	0.0	± 0.1

6. Long - term stability

Frequency Weighting	SLM Display at initial (dB)	SLM Display at final (dB)	Deviated Value (dB)	Acceptance Limits (dB)
A - weight	94.0	94.0	0.0	± 0.3

Continuation of Calibration Certificate

Cert. No. : ACL22058
Job No. : VC65AC0043
Pages : 6 of 8

7. Level linearity on the reference level range

Anticipated Value (dB)	Measured Value (dB)	Deviated Value (dB)	Acceptance Limits (dB)
137.0	137.0	0.0	± 1.1
136.0	136.1	0.1	± 1.1
135.0	135.1	0.1	± 1.1
134.0	134.1	0.1	± 1.1
133.0	133.0	0.0	± 1.1
132.0	132.0	0.0	± 1.1
131.0	131.0	0.0	± 1.1
129.0	129.0	0.0	± 1.1
124.0	124.0	0.0	± 1.1
119.0	119.1	0.1	± 1.1
114.0	114.1	0.1	± 1.1
109.0	109.0	0.0	± 1.1
104.0	104.1	0.1	± 1.1
99.0	99.0	0.0	± 1.1
94.0	94.0	0.0	± 1.1
89.0	89.0	0.0	± 1.1
84.0	84.0	0.0	± 1.1
79.0	79.0	0.0	± 1.1
74.0	74.0	0.0	± 1.1
69.0	69.0	0.0	± 1.1
64.0	64.0	0.0	± 1.1
59.0	59.0	0.0	± 1.1
54.0	54.0	0.0	± 1.1
49.0	49.0	0.0	± 1.1
44.0	44.0	0.0	± 1.1
39.0	39.0	0.0	± 1.1
34.0	34.0	0.0	± 1.1
30.0	30.0	0.0	± 1.1
29.0	29.0	0.0	± 1.1
28.0	28.0	0.0	± 1.1
27.0	27.1	0.1	± 1.1
26.0	26.1	0.1	± 1.1
25.0	25.1	0.1	± 1.1

Continuation of Calibration Certificate

Cert. No. : ACL22058

Job No. : VC65AC0043

Pages : 7 of 8

8. Level linearity including the level range control

Range	Anticipated Value (dB)	Measured Value (dB)	Deviated Value (dB)	Acceptance Limits (dB)
Auto	94.0	94.0	0.0	±1.1

9. Tone burst response

Time Weighting	Tone burst duration, Tb (ms)	Cycle	Anticipated Value (dB)	Measured Value (dB)	Deviated Value (dB)	Acceptance Limits (dB)
Fast	0.25	1	108.0	107.9	-0.1	1.5 ; -5.0
	2	8	117.0	116.9	-0.1	1.0 ; -2.5
	200	800	134.0	134.0	0.0	±1.0
Slow	2	8	108.0	108.0	0.0	1.5 ; -5.0
	200	800	127.6	127.6	0.0	±1.0
SEL	0.25	1	99.0	98.9	-0.1	1.5 ; -5.0
	2	8	108.0	108.0	0.0	1.0 ; -2.5
	200	800	128.0	128.0	0.0	±1.0

10. Peak C sound level

Number of cycle in test signal	Anticipated Value (dB)	Measured Value, L _{peak} (dB)	Deviated Value (dB)	Acceptance Limits (dB)
Continuous	133.0	133.0	0.0	-
One	136.4	135.8	-0.6	±3.0

Number of cycle in test signal	Anticipated Value (dB)	Measured Value (dB)	Deviated Value (dB)	Acceptance Limits (dB)
Continuous	133.0	133.0	0.0	-
Positive half cycle	135.4	135.1	-0.3	±2.0
Negative half cycle	135.4	135.1	-0.3	±2.0

Continuation of Calibration Certificate

Cert. No. : ACL22058

Job No. : VC65AC0043

Pages : 8 of 8

11. Overload indication

Measured value (dB)		Deviated Value (dB)	Acceptance Limits (dB)
Positive one-half cycle	Negative one-half cycle		
89.7	89.7	0.0	±1.5

12. High level stability

Frequency Weighting	SLM Display at initial (dB)	SLM Display at final (dB)	Deviated Value (dB)	Acceptance Limits (dB)
A - weight	137.0	137.0	0.0	±0.3

The reported uncertainty is based on a standard uncertainty multiplied by coverage factor $k = 2$ or any value following calculation, providing a level of confidence of approximately 95 %

_____ **End of Calibration Certificate** _____

SITHIPHORN ASSOCIATES CO.,LTD. CALIBRATION LABORATORY

451-451/1 Sirinthorn Rd.,Bangbunru, Bangplud Bangkok 10700 THAILAND.
Tel.0-2435-8800 Fax.0-2433-1679 e-mail:cal-center@sithiphorn.com http://www.sithiphorn.com



Cert. No. : ACL21079

Pages : 1 of 8

Calibration Certificate

Equipment : SOUND LEVEL METER
Manufacturer : RION
Model : NL-42/ Microphone UC-52 / Preamplifier NH-24
Serial No.: 00597168 / 180412 / 88182
ID No.: RYG_FS0438

Condition As Found : GOOD

Customer : ALS LABORATORY GROUP (THAILAND) CO., LTD.
104 PHATTHANAKAN 40, PHATTHANAKAN ROAD,
KHWAENG PHATTHANAKAN, KHET SUAN LUANG,
BANGKOK, 10250 THAILAND.

Location : -
Ambient Temperature : (23.0 \pm 3) °C
Pressure : (101.3 \pm 3) kPa
Relative Humidity : (50.0 \pm 20) %

Received Date : 05 AUGUST 2021
Calibration Date : 06 -10 AUGUST 2021
Date of Issue : 11 AUGUST 2021

REVIEW BY	<i>Nathakorn P.</i>
APPROVED BY	<i>[Signature]</i>
NEXT CAL. DATE	6/8/22

Calibrated by : Nathakorn Pisutpaisan

Approved by : *T. Petchurai*
(Thanakul Petchurai)

This certificate is issued in accordance with the requirements of ISO/IEC 17025 standard, may not be reproduced other than in full, except with the prior written approval of the head of Calibration Laboratory.

Continuation of Calibration Certificate

Cert. No. : ACL21079
Job No. : VC64AC0058
Pages : 2 of 8

Calibration Procedure : CP-AC-01

Calibration Method :

This equipment was calibrated by based on IEC-61672-3 (2013) Standard for sound level meter (SLM).

The SLM had tests to Acoustical and Electrical signal tests of frequency weighting with Anechoic chamber and Reference Standard Instruments.

For tests results of each items were made by observation of each Instruments display and also with SLM's display.

Condition of this result of calibration :

1. Reference Standard Instruments :

<u>Instrument</u>	<u>Model</u>	<u>Serial No.</u>	<u>Cert. No.</u>	<u>Due Date</u>
Waveform Generator	33210A	MY48017076	EF-0012-21	10-Feb-22
Waveform Generator	33511B	MY52302742	EF-0011-21	10-Feb-22
Digital Multimeter	33461A	MY53220104	EEL.BP. 05/0264	10-Feb-22
Digital Multimeter	8846A	1997025	EEL.BP. 06/0264	05-Feb-22
Digital Multimeter	33461A	MY53220116	EEL.BP. 04/0264	10-Feb-22
Programmable Attenuator	MAT-1070	62100114	1500-07774E	08-Mar-22
Condenser Microphone	4180	2977900	AA-1008-21	05-Feb-22
Measuring Amplifier	NA-42KAI	34560495	AA-3003-21	16-Feb-22

2. This result of calibration was found accurate as shown on date and place of calibration for this calibrated item only.

3. This certificate is traceable to the international system of unit maintained at :

3.1 National Institute of Metrology (Thailand).

3.2 Thailand Institute of Scientific and Technological Research (TISTR).

Continuation of Calibration Certificate

Cert. No. : ACL21079
Job No. : VC64AC0058
Pages : 3 of 8

Summary of Measurement Result :

Parameter	Pass	Fail	Uncertainty (dB)	Maximum-permitted uncertainty of measurement (dB)
1. Absolute sensitivity	✓	-	0.2	N/A
2. Self-generated noise	✓	-	0.2	N/A
3. Acoustical signal tests of frequency weightings				
125 Hz	✓	-	0.3	0.6
1000 Hz	✓	-	0.3	0.6
8000 Hz	✓	-	0.3	0.7
4. Electrical signal tests of frequency weightings				
For 10 Hz to 4 kHz	✓	-	0.3	0.6
For > 4 kHz to 10 kHz	✓	-	0.3	0.7
For > 10 kHz to 20 kHz	-	-	-	1.0
5. Frequency and time weightings at 1 kHz	✓	-	0.2	0.2
6. Long - term stability	✓	-	0.1	0.1
7. Level linearity on the reference level range	✓	-	0.2	0.3
8. Level linearity including the level range control	✓	-	0.2	0.3
9. Tone burst response	✓	-	0.2	0.3
10. Peak C sound level	✓	-	0.2	0.35
11. Overload indication	✓	-	0.2	0.25
12. High level stability	✓	-	0.1	0.1

Continuation of Calibration Certificate

Cert. No. : ACL21079
Job No. : VC64AC0058
Pages : 4 of 8

Result of calibration :**1. Absolute sensitivity**

Reference Acoustic Signal (dB)	Measured Value (dB)	Deviation (dB)	Acceptance Limit (dB)
93.9 (93.96)	93.9	0.0	±0.3

2. Self-generated noise**2.1 Normal test**

Measured Value (dB)
14.8

2.2 The microphone of the sound level meter was replaced by electrical signal input device.

Frequency Weighting	Measured value (dB)
A - weight	11.6
C - weight	17.8
Flat	23.5

3. Acoustical signal tests of frequency weightings

Meter free-field acoustic response at a level of 84 dB

Frequency (Hz)	Deviation from various frequency weighting response curve (dB)			Acceptance Limits
	Flat	C-weight	A-weight	
125	0.2	0.2	0.3	± 1.5
1000	-0.1	-0.1	-0.1	± 1.0
8000	0.6	0.7	0.7	±5.0

Continuation of Calibration Certificate

Cert. No. : ACL21079

Job No. : VC64AC0058

Pages : 5 of 8

4. Electrical signal tests of frequency weightings

Weighting network response with relative to 1 kHz.

Frequency (Hz)	Deviation from various frequency weighting response curve (dB)			
	Flat	C-weight	A-weight	Acceptance Limits
63	-0.2	-0.2	-0.1	±2.0
125	-0.1	-0.1	-0.1	±1.5
250	-0.1	-0.1	-0.1	±1.5
500	-0.1	0.0	-0.1	±1.5
1000	0.0	0.0	0.0	±1.0
2000	0.0	0.0	0.0	±2.0
4000	0.0	0.0	0.0	±3.0
8000	0.0	0.0	0.0	±5.0

5. Frequency and time weightings at 1 kHz

5.1 Frequency weightings at 1 kHz

Frequency Weighting	Measured Value (dB)	Deviated Value (dB)	Acceptance Limits (dB)
A - weight	94.0	0.0	-
C - weight	94.0	0.0	± 0.2
Flat	94.0	0.0	± 0.2

5.2 Time weighting at 1 kHz

Frequency Weighting	Measured Value (dB)	Deviated Value (dB)	Acceptance Limits (dB)
Fast	94.0	0.0	-
Slow	94.0	0.0	± 0.1
Leq	94.0	0.0	± 0.1

6. Long - term stability

Frequency Weighting	SLM Display at initial (dB)	SLM Display at final (dB)	Deviated Value (dB)	Acceptance Limits (dB)
A - weight	93.9	94.0	0.1	± 0.3

Continuation of Calibration Certificate

Cert. No. : ACL21079

Job No. : VC64AC0058

Pages : 6 of 8

7. Level linearity on the reference level range

Anticipated Value (dB)	Measured Value (dB)	Deviated Value (dB)	Acceptance Limits (dB)
137.0	137.0	0.0	± 1.1
136.0	136.1	0.1	± 1.1
135.0	135.1	0.1	± 1.1
134.0	134.1	0.1	± 1.1
133.0	133.0	0.0	± 1.1
132.0	132.0	0.0	± 1.1
131.0	131.0	0.0	± 1.1
129.0	129.0	0.0	± 1.1
124.0	124.0	0.0	± 1.1
119.0	119.1	0.1	± 1.1
114.0	114.1	0.1	± 1.1
109.0	109.0	0.0	± 1.1
104.0	104.1	0.1	± 1.1
99.0	99.1	0.1	± 1.1
94.0	94.0	0.0	± 1.1
89.0	89.0	0.0	± 1.1
84.0	84.0	0.0	± 1.1
79.0	79.0	0.0	± 1.1
74.0	74.0	0.0	± 1.1
69.0	69.0	0.0	± 1.1
64.0	64.0	0.0	± 1.1
59.0	59.0	0.0	± 1.1
54.0	54.0	0.0	± 1.1
49.0	49.0	0.0	± 1.1
44.0	44.0	0.0	± 1.1
39.0	39.0	0.0	± 1.1
34.0	34.0	0.0	± 1.1
30.0	30.0	0.0	± 1.1
29.0	28.9	-0.1	± 1.1
28.0	27.9	-0.1	± 1.1
27.0	26.9	-0.1	± 1.1
26.0	25.9	-0.1	± 1.1
25.0	25.0	0.0	± 1.1

Continuation of Calibration Certificate

Cert. No. : ACL21079

Job No. : VC64AC0058

Pages : 7 of 8

8. Level linearity including the level range control

Range	Anticipated Value (dB)	Measured Value (dB)	Deviated Value (dB)	Acceptance Limits (dB)
Auto	94.0	94.0	0.0	±1.1

9. Tone burst response

Time Weighting	Tone burst duration, Tb (ms)	Cycle	Anticipated Value (dB)	Measured Value (dB)	Deviated Value (dB)	Acceptance Limits (dB)
Fast	0.25	1	108.0	107.9	-0.1	1.5 ; -5.0
	2	8	117.0	116.9	-0.1	1.0 ; -2.5
	200	800	134.0	134.0	0.0	±1.0
Slow	2	8	108.0	108.0	0.0	1.5 ; -5.0
	200	800	127.6	127.6	0.0	±1.0
SEL	0.25	1	99.0	98.8	-0.2	1.5 ; -5.0
	2	8	108.0	107.9	-0.1	1.0 ; -2.5
	200	800	128.0	128.0	0.0	±1.0

10. Peak C sound level

Number of cycle in test signal	Anticipated Value (dB)	Measured Value, Lcpeak (dB)	Deviated Value (dB)	Acceptance Limits (dB)
Continuous	133.0	133.0	0.0	-
One	136.4	136.2	-0.2	±3.0

Number of cycle in test signal	Anticipated Value (dB)	Measured Value (dB)	Deviated Value (dB)	Acceptance Limits (dB)
Continuous	133.0	133.0	0.0	-
Positive half cycle	135.4	135.1	-0.3	±2.0
Negative half cycle	135.4	135.1	-0.3	±2.0

Continuation of Calibration Certificate

Cert. No. : ACL21079

Job No. : VC64AC0058

Pages : 8 of 8

11. Overload indication


Measured value (dB)		Deviated Value (dB)	Acceptance Limits (dB)
Positive one-half cycle	Negative one-half cycle		
89.5	89.5	0.0	±1.5

12. High level stability

Frequency Weighting	SLM Display at initial (dB)	SLM Display at final (dB)	Deviated Value (dB)	Acceptance Limits (dB)
A - weight	137.0	137.0	0.0	±0.3

The reported uncertainty is based on a standard uncertainty multiplied by coverage factor $k = 2$ or any value following calculation, providing a level of confidence of approximately 95 %

————— **End of Calibration Certificate** —————

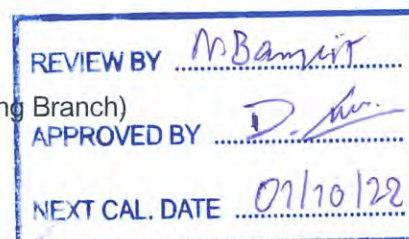


Certificate of Calibration

Equipment: SPECTROPHOTOMETER
Model: DR6000
Serial No. (or ID.): 1627845 (RYG_EN0037)
Manufacturer: HACH
Condition: In Condition

Certificate No.: C06210159
Issued Date: 01 April 2021
Job No.: KSPR2104738
Page: 1 of 3

Customer: ALS Laboratory Group (Thailand) Co.,Ltd. (Rayong Branch)
616/10 Moo 5 T.Maenam Khu,
A.Pluakdaeng, Rayong 21140, Thailand.



Environment Condition: Temperature 25.1 °C ± 0.4 °C
Humidity 48.8 %RH ± 3.7 %RH

Calibration Place: ALS Laboratory Group (Thailand) Co.,Ltd. (Rayong Branch) (Wet Chemistry Lab)
616/10 Moo 5 T.Maenam Khu,
A.Pluakdaeng, Rayong 21140, Thailand.

Calibration By: Mr. Chattuphon Foithong

Calibration Date: 01 April 2021

The Method used: In house method, SPCC-WI-24, base on ASTM E 275-08 and ASTM E 387-04

Traceability: This certificate is traceable to the CRM maintained by National Institute of Standards and Technology (NIST) through Starna Scientific Limited.

The standard for Wavelength Certificate No. 87146 and 87152

The standard for Photometric Certificate No. 87220 and 87139

The standard for Stray light Certificate No. 87163 and 87161

The standard for Spectral resolution Certificate No. 87173

(Mr. Chattuphon Foithong)

Person in charge

บริษัท เอสพีซี อาร์ที จำกัด
SPC RT Co., Ltd.

(Mr. Dumrong Boonsopon)
Authorized signatory

This certificate is issued the units of measurement according to the International System of Units (SI). It provides traceability of measurement to international or national standard or other recognized national standard laboratories.

The measurement uncertainty stated is the expanded uncertainty which is obtained from the standard uncertainty multiplied by the coverage factor (k=2) to provide a level of confidence of approximately 95%. It is determined in accordance with the Guide to Expression of Uncertainty in Measurement (GUM).

These results may be affected by deviations from specified conditions. The results relate only to the items tested, calibrated or sampled. The report shall not be reproduced except in full without approval of SPC RT Co., Ltd.

Calibration Results:**Without Adjustment****Wavelength Accuracy (nm), The spectral bandwidth of Std at 2 nm and UUC at 2 nm**

Standard Wavelength	Unit Under Calibration	Correction	Uncertainty
418.61	418.4	0.21	0.13
536.66	536.7	-0.04	0.13
637.98	638.3	-0.32	0.14
748.48	748.7	-0.22	0.14
807.03	807.4	-0.37	0.14

Photometric Accuracy (Absorbance)

Wavelength	Standard absorbance	Unit Under Calibration	Correction	Uncertainty
420 nm	0.0000	0.000	0.0000	0.0045
	0.5890	0.590	-0.0010	0.0045
	0.7616	0.762	-0.0004	0.0045
	1.0263	1.027	-0.0007	0.0045
440 nm	0.0000	0.000	0.0000	0.0045
	0.5787	0.579	-0.0003	0.0045
	0.7442	0.744	0.0002	0.0045
	1.0039	1.004	-0.0001	0.0045
465 nm	0.0000	0.000	0.0000	0.0045
	0.5292	0.530	-0.0008	0.0045
	0.6865	0.687	-0.0005	0.0045
	0.9534	0.954	-0.0006	0.0045
546.1 nm	0.0000	0.000	0.0000	0.0045
	0.5468	0.546	0.0008	0.0045
	0.6957	0.695	0.0007	0.0045
	0.9991	0.998	0.0011	0.0045
590 nm	0.0000	0.000	0.0000	0.0045
	0.5851	0.584	0.0011	0.0045
	0.7238	0.723	0.0008	0.0045
	1.0957	1.094	0.0017	0.0045
635 nm	0.0000	0.000	0.0000	0.0045
	0.5692	0.568	0.0012	0.0045
	0.6914	0.691	0.0004	0.0045
	1.0881	1.087	0.0011	0.0045

Calibration Results:
Without Adjustment

Photometric Accuracy (Absorbance)				
Wavelength	Standard absorbance	Unit Under Calibration	Correction	Uncertainty
235 nm	0.0000	0.000	0.0000	0.0080
	0.7307	0.730	0.0007	0.0080
257 nm	0.0000	0.000	0.0000	0.0080
	0.8516	0.850	0.0016	0.0080
313 nm	0.0000	0.000	0.0000	0.0080
	0.2836	0.285	-0.0014	0.0080
350 nm	0.0000	0.000	0.0000	0.0080
	0.6319	0.629	0.0029	0.0080

Stray light *			
Standard: cut-off	UUC: Wavelength (nm)	UUC: Transmission (%T)	Absorbance (A)
260.57 +/- 0.11 nm	260.6	1.5	1.824
392.03 +/- 0.11 nm	392.0	1.5	1.824

The stray light transmission reference is less than 1.0 T(%) and absorbance is greater than 2.0 (A)

Spectral Resolution *				
Nominal Concentration 0.02 % v/v	Peak	Trough	Ratio	SBW
Standard Wavelength (nm)	268.72	266.76	1.39	2.00
UUC: Wavelength (nm)	268.2	266.1		
Std Absorbance (A)	0.4616	0.2797		
Absorbance (A)	0.416	0.300		

* Calibration Marked " Not TISI Accredited " in this Certificate have been included for completeness.

The End of Certificate

ใบตรวจสอบสภาพเครื่องวัดสิ่งแวดล้อม

เลขที่ใบงาน: KSPR2104738

ชนิดเครื่องมือ: SPECTROPHOTOMETER

รุ่น: DR6000

หมายเลขเครื่อง: 1627845

ตรวจสอบ (รับ)		รายการตรวจเช็ค	ตรวจสอบ (ส่ง)		หมายเหตุ
01 Apr 2021			01 Apr 2021		
ปกติ	ไม่ปกติ		ปกติ	ไม่ปกติ	
		General			
<input checked="" type="checkbox"/>	<input type="checkbox"/>	1. ความสมบูรณ์เครื่อง	<input checked="" type="checkbox"/>	<input type="checkbox"/>	
<input checked="" type="checkbox"/>	<input type="checkbox"/>	2. ความสะอาด (ช่องใส่ตัวอย่าง, ภายใน-นอกเครื่อง)	<input checked="" type="checkbox"/>	<input type="checkbox"/>	
<input checked="" type="checkbox"/>	<input type="checkbox"/>	3. สวิทช์ ปิด – เปิด เครื่อง (On-Off Swicth)	<input checked="" type="checkbox"/>	<input type="checkbox"/>	
<input checked="" type="checkbox"/>	<input type="checkbox"/>	4. ปุ่มกด (Keypad)	<input checked="" type="checkbox"/>	<input type="checkbox"/>	
<input checked="" type="checkbox"/>	<input type="checkbox"/>	5. หน้าจอ (Display, Screen Contrast)	<input checked="" type="checkbox"/>	<input type="checkbox"/>	
		Spectrophotometer			
<input type="checkbox"/>	<input type="checkbox"/>	6. แรงดันไฟฟ้า (Battery Backup) >= 2.5 VDC	<input type="checkbox"/>	<input type="checkbox"/>	
<input type="checkbox"/>	<input type="checkbox"/>	7. ตัวหมุนเลือกความยาวคลื่น (Wavelength Control)	<input type="checkbox"/>	<input type="checkbox"/>	
<input checked="" type="checkbox"/>	<input type="checkbox"/>	8. ความยาวคลื่น (Wavelength Check)	<input checked="" type="checkbox"/>	<input type="checkbox"/>	656.1=656.1 nm
<input checked="" type="checkbox"/>	<input type="checkbox"/>	9. แหล่งกำเนิดแสง (UV < 3,000 hour)	<input checked="" type="checkbox"/>	<input type="checkbox"/>	
<input checked="" type="checkbox"/>	<input type="checkbox"/>	10. แหล่งกำเนิดแสง (Visible < 5,000 hour)	<input checked="" type="checkbox"/>	<input type="checkbox"/>	
<input checked="" type="checkbox"/>	<input type="checkbox"/>	11. ช่องวัดหลายตัวอย่าง (Carousel Module)	<input checked="" type="checkbox"/>	<input type="checkbox"/>	
		pH Meter and Conductivity Meter			
<input type="checkbox"/>	<input type="checkbox"/>	12. อิเล็กโทรด (Electrode and Connection Cable)	<input type="checkbox"/>	<input type="checkbox"/>	
<input type="checkbox"/>	<input type="checkbox"/>	13. ระดับสารละลายใน Electrode (Level KCl)	<input type="checkbox"/>	<input type="checkbox"/>	
<input type="checkbox"/>	<input type="checkbox"/>	14. ฝาปิดกันปลาย Electrode (Dust Protection Hood)	<input type="checkbox"/>	<input type="checkbox"/>	
<input type="checkbox"/>	<input type="checkbox"/>	15. ขาจับอิเล็กโทรด (Stand)	<input type="checkbox"/>	<input type="checkbox"/>	
		Turbidimeter			
<input type="checkbox"/>	<input type="checkbox"/>	16. ค่าความขุ่นที่ต่ำสุด (No Sample)	<input type="checkbox"/>	<input type="checkbox"/>	
<input type="checkbox"/>	<input type="checkbox"/>	17. ระดับการส่องสว่างของแสง (>= 2.5 ไม่เกิน 3.0)	<input type="checkbox"/>	<input type="checkbox"/>	
		Automatic titrator			
<input type="checkbox"/>	<input type="checkbox"/>	18. สภาพ Piston Burettes	<input type="checkbox"/>	<input type="checkbox"/>	
<input type="checkbox"/>	<input type="checkbox"/>	19. Function Rinsing and Dosing	<input type="checkbox"/>	<input type="checkbox"/>	
<input type="checkbox"/>	<input type="checkbox"/>	20. ระบบท่อสายยางและอุปกรณ์ประกอบ	<input type="checkbox"/>	<input type="checkbox"/>	

เพิ่มเติม/ข้อแนะนำ :

Mr. Chattuphon Foithong

Service Engineer



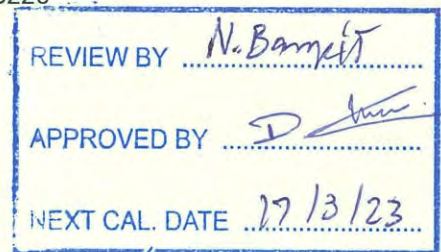
TECHNOLOGY PROMOTION ASSOCIATION (THAILAND-JAPAN)
CORPORATE SERVICES 3: EQUIPMENT CALIBRATION AND TESTING SERVICES
534/4 PATTANAKARN ROAD SOI 18, SUANLUANG, SUANLUANG BANGKOK 10250
TEL. 0-2717-3000-27 FAX. 0-2719-9484



Cert.No.: 22CH405
Page.: 1 of 3

Certificate of Calibration

Equipment : pH Meter
Manufacturer : Mettler Toledo
Model : Seven Compact S220
Serial No. : C104059460
ID No. : RYG_EN0183
Condition As-Received: Used Item
Received Date : 16 March 2022
Calibration Date : 17 March 2022
Reference : 2203-0611DSC-4
Submitted by : ALS Laboratory Group (Thailand) Co.,Ltd.
Rayong Branch
616/10 Moo 5 T.Maenam Khu,
A.Pluakdaeng, Rayong 21140, Thailand



Ambient Temperature : (25 ± 2.5) °C
Relative Humidity : (50 ± 15) %
Calibration Procedure : In - house method :
- CP-CH5 by direct measurement with standard voltage calibrator and direct measurement with certified reference material (CRM)
- CP-CH8 by comparison with standard thermometer

Calibrated by : Warakorn Lernagtrakul

Approved by :

Malee

Approved Signatory

- (☒) Malee Butkruea
() Saithip Meangmai
() Warakorn Lernagtrakul

Issue Date : 22 March 2022

The Uncertainties are for a confidence probability of approximately 95%

This certificate may not be reproduced other than in full, except with the prior written
Approval of the head of Corporate Services 3 : Equipment Calibration and Testing Services.

A 0037307



Cert.No.: 22CH405

Page.: 2 of 3

Condition of this calibration result

1. Reference Standard Instrument : -

<u>Instrument</u>	<u>Serial No.</u>	<u>ID No.</u>	<u>Cert. No.</u>	<u>Due Date</u>
1) Document Process Calibrator	54030049	130RC116	21E2682	25 Aug 2022
2) Ref. Standard Thermometer	4982054	110RC044	21I1201	26 Oct 2022

This certification is traceable to the International System of Unit maintained at:-

- Traceable to National Institute of Metrology (Thailand), NIMT

2. Certified Reference Materials : The measurement results are traceable to SI through CPA chem Ltd.,
ANSI-ASQ National Accreditation Board, Accredited No. AR-1835

<u>Buffer Solution</u>	<u>Manufacturer</u>	<u>Lot No.</u>	<u>Exp. date</u>
pH 4.008	CPA chem	788995	01 Jan 2024
pH 6.982	CPA chem	761017	02 Aug 2022
pH 10.015	CPA chem	766824	04 Sep 2022

3. This certificate is valid only to the item calibrated on date and place of calibration.

Calibration Results

Function : mV Measurement

Performing standard curve by Fluke at pH (4,7,10)

Unit Under Calibration	Nominal Value	Standard Voltage Input	Actual Reading		Uncertainty of Measurement (±mV)	Coverage factor <i>k</i>
	pH	mV	mV	pH		
pH Meter S/N.: C104059460	4.000	177.48	177.4	4.000	0.058	2.00
	7.000	0.00	-0.1	7.000	0.058	2.00
	10.000	-177.48	-177.5	10.000	0.058	2.00

Malu.



Cert.No.: 22CH405

Page.: 3 of 3

Calibration Results**Function : pH Measurement**

Performing three buffers standard curve by using buffer nominal pH (4,7,10)

Unit Under Calibration	Standard pH Buffer Solution	Actual pH Reading	Actual mV Reading (mV)	Uncertainty of pH measurement (\pm)	Coverage factor k
pH Electrode S/N.: 1453404	4.008	4.010	177.7	0.0046	2.00
	6.982	6.988	3.6	0.0084	2.00
	10.015	10.010	-172.9	0.0073	2.05

Function : Temperature Measurement**(*) Without adjustment**

This equipment was connected with Temperature Probe;

- Model : InLab Expert Pro-ISM

- Serial No. : 1453404

Dimension of probe;

- Length : 120 mm.

- Diameter : 12 mm.

- Immersion Depth : 100 mm.

Calibration Point ($^{\circ}\text{C}$)	Standard Temperature ($^{\circ}\text{C}$)	UUC* Reading ($^{\circ}\text{C}$)	Error ($^{\circ}\text{C}$)	Uncertainty of measurement (\pm $^{\circ}\text{C}$)	Coverage factor k
25.0	25.002	24.9	-0.102	0.13	2.00

Remark : - UUC* = Unit Under Calibration

The reported uncertainty of measurement was based on a standard uncertainty multiplied by a coverage factor k , providing a level of confidence of approximately 95 %.

-o0o-

Maku.



TECHNOLOGY PROMOTION ASSOCIATION (THAILAND-JAPAN)
CORPORATE SERVICES 3: EQUIPMENT CALIBRATION AND TESTING SERVICES
534/4 PATTANAKARN ROAD SOI 18, SUANLUANG, SUANLUANG, BANGKOK 10250
TEL. 0-2717-3000-24 FAX. 0-2719-9484



Certificate of Calibration

Certificate No. : 22E986

Page : 1 of 2

Equipment : pH Meter
Manufacturer: Mettler Toledo
Model : SevenCompact S220
Serial No.: C104059460
ID No.: RYG_EN0183

This certificate may not be reproduced other than in full,
except with the prior written approval of the head of
Corporate Services 3: Equipment Calibration and Testing Services.

Condition As-Received: Used Item
Received Date: 16 March 2022
Calibration Date: 21 March 2022

Reference: 2203-0611DSC
Ambient Temperature: (23 ± 2) °C
Relative Humidity: (50 ± 10) %

Submitted by: ALS Laboratory Group (Thailand) Co.,Ltd. Rayong Branch
616/10 Moo 5 T.Maenam Khu, A.Pluakdaeng, Rayong
21140, Thailand

Procedure used: Calibration were conducted using in-house calibration Procedure CP-E17 According to direct measurement method with Multi-Product Calibrator.

Condition of this result of calibration

1.Reference standards instruments :


<u>Instrument</u>	<u>Model</u>	<u>Serial No.</u>	<u>Certificate No.</u>	<u>Due Date</u>
1) Multi-Product Calibrator	5500A	6440007	21E1444	07 May 2022

2.This result of calibration was made on requested at the point specified by customer.

3.The certificate is valid only to the item calibrated on date and place of calibration.

4.This Certification is traceable to the International System of Unit maintained at:-

-National Institute of Metrology Thailand (NIMT)



Calibrated by : Pongsagorn Boonyaporn
Issue Date : 22 March 2022

Approved Signatory :

☒ Phalinee Prabpaipal
☐ Nuntawat Khamchai
☐ Pornthippa Tameyakul

B 0284414



Cert. No.: 22E986

Page.: 2 of 2

Result of calibration :- (*) Without adjustment () After adjustment

Function:	DC voltage measurement		Range:	2000	mV
	<u>Standard Value</u>	<u>UUC* Reading</u>	<u>Error</u>	<u>Uncertainty</u>	
	(mV)	(mV)	(mV)	(\pm μ V)	
	-200.0000	-200.0	0.0	72	
	-150.0000	-150.0	0.0	69	
	-100.0000	-100.0	0.0	65	
	-50.0000	-50.0	0.0	62	
	0.0000	0.0	0.0	58	
	50.0000	50.0	0.0	62	
	100.0000	100.0	0.0	65	
	150.0000	150.0	0.0	69	
	200.0000	200.0	0.0	72	

The reported uncertainty of measurement was based on a standard uncertainty multiplied by a coverage factor $k = 2$, providing a level of confidence of approximately 95 %

*UUC= Unit Under Calibration.

-o0o-

a 1101070



Metrological Center

SCI ECO Services Company Limited

33/2 Moo 3, T.Banpa, A.Kaengkhoi, Saraburi 18110, Thailand.

Saraburi Tel : +66 3627 3096 Fax : +66 3627 3100

Bangkok Tel : +668 9205 6851 , +669 8247 2360

Website : www.scieco.co.th E-Mail : calibrate@scg.co.th



Certificate No. T220384I01 "Substitute for Calibration Certificate Number T220384" Page 1 of 4

Certificate of Calibration

Equipment : Chamber (Cold Room)

Manufacturer : MODULAR

Model : IREVCOHCOO

Serial No. : C00351459

Customer Code : RYG_EN0184


ID No. : T1939A5

Customer : ALS Laboratory Group (Thailand) Co.,Ltd. (Rayong Branch)
616/10 Moo 5 T.Maenam Khu,
A.Plukdaeng, Rayong 21140

Customer Location : Laboratory

Date of Receipt : 18 February 2022

Calibrated By : Boonchai Suriyawong (Site Calibration Manager)

Approved By :  / Sujjar Naknakred (Site Calibration Manager)

Date of Issue : 18 MAR 2022



The uncertainties are for a confidence probability of approximately 95%.

This Certificate is issued in accordance with the conditions of accreditation granted by the Thai Laboratory Accreditation Scheme which has assessed the measurement capability of the laboratory and its traceability to recognized national standards and to the units of measurement realized at the corresponding national standard laboratory. This certificate may not be reproduced other than in full except with the prior written approval of the Metrological Center.

Certificate No. T220384I01

Page 2 of 4

Calibration Report

Equipment : Chamber (Cold Room)
Date of Calibration : 22 February 2022
Environment : Temperature : 23.2-24.3 °C
Line Voltage : 221.8-227.2 V
Relative Humidity : 55 - 65 %RH

Condition of this results of calibration :

1. This equipment was calibrated by insert 16 standard thermocouples type T into its chamber , the other one standard thermocouples type T use for ambient temperature measurement . The calibration was done in according to WI-T20 (based on ASTM E145-94 (Reapproved 2001) and AS2853-1986).
All data show below were final values and the initial data from customer request . The temperature scale used was based on ITS - 90 .

2. Reference Standard Instrument :

Instrument	Model	Instrument No.	Certificate No.	Due Date
TC	TYPE T	TN141-TN150	T210743	21 April 2022
TC	TYPE T	TN151-TN160	T210743	21 April 2022
DATA LOGGER	34970A	T150	T210743	21 April 2022

3. This certificate is traceable to :

National Institute of Metrology (Thailand) through Metrological Center (NSC-TISI-TIS 17025 CALIBRATION 0244.)

4. Condition of calibrated item : good

Equipment Description :

Time Constant - Hour 40 Minute At 3 °C
Fresh Air Damper ☐ Open ☐ Min ☐ Medium ☐ Max
☐ Close
☒ Not Available

5. Adjustment :

(X) without adjustment

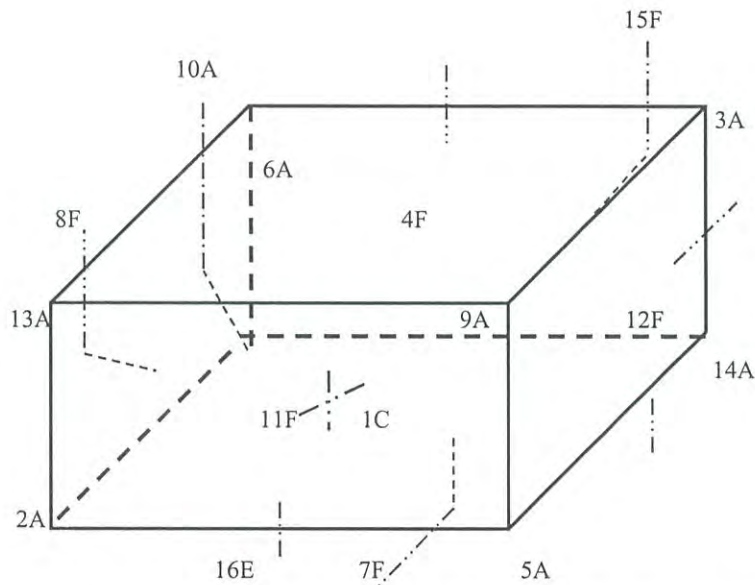
() after adjustment

Approved By. 

Certificate No. T220384I01

Page 3 of 4

Calibration Report



C = Centre , F = Centre of Face , A = Corner , E = Centre of Edge

1C	=	TN141
2A	=	TN142
3A	=	TN143
4F	=	TN144
5A	=	TN145
6A	=	TN146
7F	=	TN147
8F	=	TN148
9A	=	TN149
10A	=	TN150
11F	=	TN151

12F	=	TN152
13A	=	TN153
14A	=	TN154
15F	=	TN155
16E	=	TN156

Approved By. 

Certificate No. T220384I01

Page 4 of 4

Calibration Report

Measurement Results

Average Standard Reading at each position (°C)										
Calibration Point	TN141	TN142	TN143	TN144	TN145	TN146	TN147	TN148	TN149	TN150
3.0	2.80	2.96	2.98	2.97	3.16	3.29	2.95	3.14	3.10	3.45
	TN151	TN152	TN153	TN154	TN155	TN156				
	3.04	3.19	3.03	3.34	3.21	3.11				

Chamber (Cold Room)			Temperature Distribution				
Setting (°C)	Reading (°C)		Average (°C)	Stability (± °C)	Uniformity (°C)	Uncertainty (± °C)	Coverage Factor <i>k</i>
	Min , Max	Average					
3.0	2.7 , 4.1	3.5	3.11	1.30	1.30	2.00	2.05

* The Acuoted uncertainty exclude "uniformity"

The calibration result apply only the above calibrated item.

The result of test was found accurate as shown on date and place of test only.

The reported expanded uncertainty is based on a standard uncertainty multiplied by a coverage factor *k* which for a t-distribution, providing a level of confidence of approximately 95 % .

Approved By. _____





TECHNOLOGY PROMOTION ASSOCIATION (THAILAND-JAPAN)
CORPORATE SERVICES 3 : EQUIPMENT CALIBRATION AND TESTING SERVICES

534/4 PATTANAKARN ROAD SOI 18, SUANLUANG, SUANLUANG BANGKOK 10250

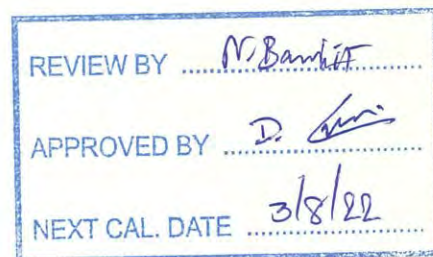
TEL. 0-2717-3000 FAX. 0-2719-9484

Cert.No.: 21TW20

Page.: 1 of 2

Certificate of Testing

Equipment :	DO Meter
Manufacturer :	YSI
Model :	5100
Serial No. :	15L102139
ID No. :	RYG_EN0140
Received Date :	29 January 2021
Test Date :	02 February 2021
Reference :	2101-0817DSC-1
Submitted by :	ALS Laboratory Group (Thailand) Co.,Ltd. Rayong Branch Eastern Seaboard Industrial Estate (Rayong) 64/77 Moo 4,Building No.B1, Highway 331, Km91.5, T.Pluakdaeng, A.Pluakdaeng, Rayong 21140 Thailand
Laboratory Condition :	Temperature (25 ± 5) °C Humidity (50 ± 20) %
Test Procedure :	In - house method : CP-CH9 by Comparison Technique with Azide Modification Method
Calibrated by :	Walalak Sirithean
Approved by :	<u>Malee Butkruea</u> Approved Signatory
<input checked="" type="checkbox"/> Malee Butkruea <input type="checkbox"/> Saithip Meangmai <input type="checkbox"/> Warakorn Lerngagtrakul	
Issue Date :	3 February 2021





Cert.No.: 21TW20

Page.: 2 of 2

Result : Dissolved Oxygen Meter Adjustment With Air 100 %

Dissolved Oxygen Probe No.: 16C100647

Titration Method (Azide Modification Method) (mg/L)	DO Meter Reading (mg/L)	Standard Deviation (mg/L)
8.02	8.02	0.0055

This report was certified only for the instrument we tested. It is allowable to use for study the system efficiency, The environmental impact control and present to organization it may concerned. Intend to use for advertising and referral purpose is prohibited. This report may not be reproduced other in full, without written approval of the laboratory.

-o0o-

Malu.

a 1038971



TECHNOLOGY PROMOTION ASSOCIATION (THAILAND-JAPAN)
CORPORATE SERVICES 3: EQUIPMENT CALIBRATION AND TESTING SERVICES
534/4 PATTANAKARN ROAD SOI 18, SUANLUANG, SUANLUANG BANGKOK 10250
TEL. 0-2717-3000-27 FAX. 0-2719-9484



Cert. No.: 21TM271

Page.: 1 of 2

Certificate of Calibration

Equipment : DO Meter with Sensor

Manufacturer : YSI

Model : 5100

Serial No. : 15L102139

ID No. : RYG_EN0140

Submitted by : ALS Laboratory Group (Thailand) Co.,Ltd. Rayong Branch
Eastern Seaboard Industrial Estate (Rayong)
64/77 Moo 4 Building No.B1, Highway 331 km. 91.5,
T. Pluakdaeng, A. Pluakdaeng, Rayong 21140 Thailand

Location : TPA On Site Calibration Laboratory

Received Order : 29 January 2021

Calibrated Date : 3 February 2021

Ambient Temperature : (26 \pm 10) °C

Relative Humidity : (50 \pm 30) %

AC Line Voltage : (220 \pm 22) V

Calibrated by : Malee Butkruea

Approved by :

Approved Signatory

() Pornthippa Tameyakul

(✓) Suwit Imjai

Issue Date : 4 February 2021

The Uncertainties are for a confidence probability of approximately 95%

This certificate may not be reproduced other than in full, except with the prior written
Approval of the head of Corporate Services 3 : Equipment Calibration and Testing Services.

A 0024028



Equipment : DO Meter with Sensor
Condition As-Received : Used Item
Reference : 2101-0817DSC-2

Cert. No.: 21TM271

Page.: 2 of 2

Procedure Used :-

Calibration were conducted using in-house calibration procedure CP-OT01 according to comparison with Industrial Platinum Resistance Thermometer (IPRT) into Temperature Bath.

The temperature scale used was based on ITS-90.

Condition of this result of calibration

1. Reference standard instrument:-

<u>Instrument</u>	<u>Model</u>	<u>Serial No.</u>	<u>Cert. No.</u>	<u>Due Date</u>
1) Digital Thermometer	1523	2188080	2011389	20 Nov 2021

2. This certificate is valid only to the item calibrated on date and place of calibration.

3. This certification is traceable to the International System of Unit maintained at:-

- National Institute of Metrology Thailand (NIMT)

Result of Calibration :- (*) Without Adjustment

Function : Temperature measurement.

This instrument was connected with temperature sensor, S/N.: 16C100647

<u>Calibration Point</u> (°C)	<u>Immersion Depth</u> (mm)	<u>Standard Temperature</u> (°C)	<u>UUC* Reading</u> (°C)	<u>Error</u> (°C)	<u>Uncertainty</u> (±°C)	<u>Coverage Factor</u> <i>k</i>
20.00	60	20.008	19.96	-0.048	0.15	2.00

UUC* : Unit Under Calibration

The reported uncertainty of measurement was based on a standard uncertainty multiplied by a coverage factor *k*, providing a level of confidence of approximately 95 %.

-o0o-



TECHNOLOGY PROMOTION ASSOCIATION (THAILAND-JAPAN)
CORPORATE SERVICES 3: EQUIPMENT CALIBRATION AND TESTING SERVICES
534/4 PATTANAKARN ROAD SOI 18, SUANLUANG, SUANLUANG BANGKOK 10250
TEL. 0-2717-3000-27 FAX. 0-2719-9484



Cert. No.: 22TM317

Page.: 1 of 3

Certificate of Calibration

Equipment : Low Temp. Incubator

Manufacturer : Memmert

Model : IPP750

Serial No. : V818.0084

ID No. : RYG_EN0154

Submitted by : ALS Laboratory Group (Thailand) Co.,Ltd.
(Rayong Branch)
616/10 Moo 5 T.Maenam Khu,
A.Pluakdaeng, Rayong 21140, Thailand

Location : BOD Room

Received Order : 22 April 2022

Calibration Date : 22 April 2022

Ambient Temperature : (26 ± 10) °C

Relative Humidity : (50 ± 30) %

Calibrated by : Man Pattanapongpaiboon

REVIEW BY	<i>N. Banvit</i>
APPROVED BY	<i>D. [Signature]</i>
NEXT CAL. DATE	21/10/23

Approved by :

Manu
Approved Signatory

- () Pornthippa Tameyakul
(/) Malee Butkruea
() Suwit Imjai

Issue Date :

3 May 2022

The Uncertainties are for a confidence probability of approximately 95%

This certificate may not be reproduced other than in full, except with the prior written
Approval of the head of Corporate Services 3 : Equipment Calibration and Testing Services.

A 0040735



Equipment : Low Temp. Incubator

Condition As-Received : Used Item

Reference : 2204-0146OC-1

Cert. No.: 22TM317

Page.: 2 of 3

Procedure Used :-

Calibration were conducted using calibration procedure CP-OT02 according to direct measurement

The temperature scale used was based on ITS-90.

Condition of this result of calibration

1. Reference standard instrument:-

Instrument	Model	Serial No.	Cert. No.	Due Date
1) Data Acquisition	34970A	MY44031769	21LM12	02 Sep 2022

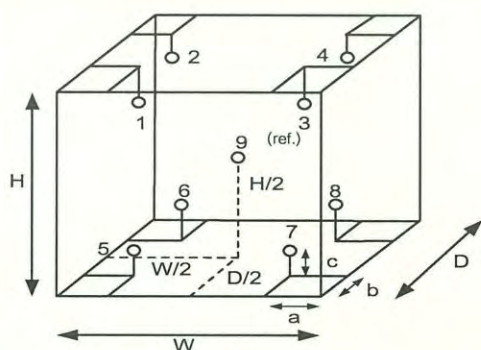
2. This certificate is valid only to the item calibrated on date and place of calibration.

3. This certification is traceable to the International System of Unit.

Result of Calibration :- (*) Without Adjustment

Function of UUC* : Temperature Source

Fresh air setting : Close



Environment during calibration		
	Beginning	Finished
Temp. (°C)	25	25
REL.Humid. (%)	54	58
AC Supply (Volt)	221	223

Probe Installation Details :

a = 10 cm
b = 10 cm
c = 10 cm

Dimension of Chamber :

D = 0.60 m
W = 1.0 m
H = 1.2 m
Capacity = 0.75 m³

Position :	Ref. Std. ID No.:
1	9RTD-2/1
2	9RTD-2/2
3	9RTD-2/3
4	9RTD-2/4
5	9RTD-2/5
6	9RTD-2/6
7	9RTD-2/7
8	9RTD-2/8
9 (ref.)	9RTD-2/9

Malu



Equipment : Low Temp. Incubator
Condition As-Received : Used Item
Reference : 2204-0146OC-1
Result of Calibration :- (*) Without Adjustment

Cert. No.: 22TM317

Page.: 3 of 3

Function of UUC* : Temperature Source

Fresh air setting : Close

Calibration Point (°C)	UUC* Setting (°C)	UUC* Reading (°C)	Temperature stability (± °C)	Temperature uniformity (°C)	Overall Variation (°C)	Uncertainty (± °C)	Coverage Factor <i>k</i>
20.0	20.0	20.0	0.022	0.20	0.22	0.30	2

Calibration Point (°C)	Measured Temperature (°C)								
	Position								
	1	2	3	4	5	6	7	8	9 (ref.)
20.0	20.209	20.174	20.199	20.110	20.075	20.062	20.027	20.069	20.030

Average* : The average of 30 values in each position.

Temperature stability : One-half of the greatest maximum difference of measured temperature at any one sensor.

Temperature uniformity : The maximum difference of measured temperatures at any sensors and the measured temperature at the reference location which are observed at the same time or at as close an observation time as possible to determine the temperature pattern or homogeneity within the chamber under steady-state conditions.

Overall Variation : The Difference of the maximum and minimum measured temperatures throughout observation.

UUC* : Unit Under Calibration

Note : The reported uncertainty of measurement was included stability and excluded uniformity .

The reported uncertainty of measurement was based on a standard uncertainty multiplied by a coverage factor *k*, providing a level of confidence of approximately 95 %.

-o0o-

Malu



TECHNOLOGY PROMOTION ASSOCIATION (THAILAND-JAPAN)
CORPORATE SERVICES 3: EQUIPMENT CALIBRATION AND TESTING SERVICES
534/4 PATTANAKARN ROAD SOI 18, SUANLUANG, SUANLUANG, BANGKOK 10250
TEL. 0-2717-3000-24 FAX. 0-2719-9484



Certificate of Calibration

Certificate No. : 21T1200

Page : 1 of 2

Equipment : Digital Thermometer With Sensor

Manufacturer: Testo

Model : 106

Serial No.: 31281494/504

ID No.: RYG_FS0467

Condition As-Received: Used Item

Received Date: 02 July 2021

Calibration Date: 07 July 2021
to 08 July 2021

Reference: 2107-0069DSC

Ambient Temperature: (25 ± 3) °C

Relative Humidity: (50 ± 20) %

This certificate may not be reproduced other than in full,
except with the prior written approval of the head of
Corporate Services 3: Equipment Calibration and Testing Services.

Submitted by: ALS Laboratory Group (Thailand) Co.,Ltd. Rayong Branch

616/10 Moo 5 T.Maenam Khu, A.Pluakdaeng, Rayong
21140, Thailand

Procedure used: Calibration were conducted using in-house calibration procedure CP-T01 according to comparison with
Platinum Resistance Thermometer (PRT) into liquid bath temperature controller.
The temperature scale used was based on ITS-90.

Condition of this result of calibration

1.Reference standards instruments :

<u>Instrument</u>	<u>Model</u>	<u>Serial No.</u>	<u>Certificate No.</u>	<u>Due Date</u>
1) Digital Thermometer	1529-R	B19520	211680	26 Jun 2022
2) Platinum Resistance Thermometer	935-14-95	261589/1	211680	26 Jun 2022

2.The certificate is valid only to the item calibrated on date and place of calibration.

3.This Certification is traceable to the International System of Unit maintained at:-

-National Institute of Metrology Thailand (NIMT)

REVIEW BY	Tanasit.
APPROVED BY	Supt S
NEXT CAL. DATE	7/7/22

Calibrated by : Yossapon Poljorn

Issue Date : 09 July 2021

Approved Signatory :

☐ Phalinee Prabpaipal

☐ Chatchawan Khunpiluek

☒ Wanlop Larpkurn

B 0265214



Cert. No.: 21T1200

Page.: 2 of 2

Result of Calibration:-

Without Adjustment

Function:

Temperature measurement


Dimension of probe : Diameter 3 mm., Length 55 mm. Sheath material : Stainless Steel

Immersion Depth (mm.)	Standard Temperature (°C)	UUC* Reading (°C)	Error (°C)	Uncertainty of Measurement (±°C)
50	25.0029	24.9	-0.1029	0.12
50	30.0018	29.9	-0.1018	0.12
50	40.0035	40.0	-0.0035	0.12

UUC* : Unit Under Calibration

The reported uncertainty of measurement was based on standard uncertainty multiplied by a coverage factor $k = 2$, providing a level of confidence of approximately 95%.

-o0o-



Agilent CrossLab Compliance

Qualification Type:	ICPMS-OQ
System ID:	JP15471169
EQP Name:	AgilentRecommended
EQP Revision:	ICPMS.02.50
EQP Publish Date:	March 2020
Date:	September 30, 2021 4:07:18 PM
Report Type:	Report
Org. Name:	ALS Laboratory Group (Thailand) Co.,Ltd.
Org. Location:	104 Phattanakarn 40, Suan Luang, Bangkok 10250.

REVIEW BY	Supakorn M.
APPROVED BY	Sauntan N.
NEXT CAL. DATE	29 March 2023

Table of Contents

Section	Page
Cover	1
Table of Contents	2
Test Summary	3
Service Details	4
Instrument Details	5
Calculation Formulas	7
Protocol Details	8
Tests	9
Autosampler Check : SPS4	9
Integrated Sample Introduction System (ISIS) Check : ISIS3	10
Autotune : G8403A	11
Background (No Gas Mode) : G8403A	13
Background (Gas Modes) : G8403A	14
20-Minute Stability (No Gas Mode) : G8403A	15
Declaration of Change Control	16
Attachments	17
Electronic Signature	31
Transaction Logs	32

Test Summary

Purpose

This section includes a status for each scheduled test and the overall qualification. For each test that is run, (1) the status is automatically determined based on pre-defined limits, and (2) the total number of times the test was run is displayed. For detailed results and specifications for a test, refer to the test results in this EQR.

Details

Test	Status	Runs
Autosampler Check : SPS4	Pass	1
Integrated Sample Introduction System (ISIS) Check : ISIS3	Pass	1
Autotune : G8403A	Pass	1
Background (No Gas Mode) : G8403A	Pass	1
Background (Gas Modes) : G8403A	Pass	1
20-Minute Stability (No Gas Mode) : G8403A	Pass	1

Overall Qualification Status

Pass

Service Details

Purpose

This section includes local contact and delivery details for this service.

General Details

Service Order No./Request: 6004837154
EQP Name: AgilentRecommended
EQP Revision: ICPMS.02.50
Report Type: Report

Organization Details

Name: ALS Laboratory Group (Thailand) Co.,Ltd.
Location: 104 Phattanakarn 40, Suan Luang, Bangkok 10250.

Local Contact Details

Name: Chatchanai Komarakul.
Job Title: Manager
Qualification Location: Laboratory

Operator Details

Name: Panthep Kurasathain
Job Title: Field Service Engineer.

Data Acquisition Details

Acquisition Software Name: MassHunter
Acquisition Software Revision: C.01.04

Customer Data System (CDS): IcpMs: MassHunter

Instrument Details

Purpose

This section describes the as found system configuration.

Details

ICP-MS 1

Manufacturer	Agilent Technologies
Name	7900
Model Number	G8403A
Installed Options	#100H: Standard Package with Hydrogen option
Detector Type	SQ
Nebulizer	Mira Mist (G3161)
Spray Chamber	Quartz
Torch	Quartz
Sampling Cone	Ni
Skimmer Cone	Ni
Serial Number	JP15471169
Firmware Revision	C.01.04

ISIS 1

Manufacturer	Agilent Technologies
Name	ISIS3
Model Number	G8411A
Type	Peristaltic pump system
Serial Number	JP15510227

Autosampler 1

Manufacturer	Agilent Technologies
Name	SPS4
Model Number	G8410A
Serial Number	AU15430722

Chiller 1

Manufacturer	Agilent Technologies
Name	Chiller
Model Number	G3292A
Serial Number	3U1610713

Calculation Formulas

Purpose

This section includes calculation formulas for all available tests. Depending upon which tests are scheduled, all or some apply to your qualification.

For a description of calculations for ICP-MS tests performed by the MassHunter software, refer to the MassHunter application and documentation.

Protocol Details

Purpose

This section lists the revisions for all test units used in this report. For complete test-specific and high-level change details, refer to the Revision History document.

Test Revision	Test
ICPMS.02.50	20-Minute Stability (No Gas Mode)
ICPMS.02.50	Autosampler Check
ICPMS.02.50	Autotune
ICPMS.02.50	Background (Gas Modes)
ICPMS.02.50	Background (No Gas Mode)
ICPMS.02.50	Integrated Sample Introduction System (ISIS) Check

Autosampler Check

Purpose

This test demonstrates that the autosampler module is correctly installed and connected. It does not test module performance.

Setpoint

Results

Criteria	Observed Result	Expected Result	Status
After the self test, is probe in the home position?	Yes	Yes	Pass
As commanded, is the probe positioned at vial 2?	Yes	Yes	Pass

Setpoint Status:

Pass

Runs: 1

Overall Autosampler Check Test Status

Pass

Integrated Sample Introduction System (ISIS) Check

Purpose

This test demonstrates that the ISIS module is correctly installed and connected. It does not test module performance.

Setpoint

Results

Criteria	Observed Result	Expected Result	Status
As commanded, does the pump rotate?	Yes	Yes	Pass
As commanded, do the valves load and inject?	Yes	Yes	Pass

Setpoint Status:

Pass

Runs: 1

Overall Integrated Sample Introduction System (ISIS) Check Test Status

Pass

Autotune

Purpose

This test uses traceable checkout standards to run a software-executed autotune in all modes. The tune report provides values for peak width, mass axis, sensitivity, oxide species, and doubly-charged species tests.

Setpoint

Results

Peakwidth Mass 7	0.719	AMU
Agilent Recommended:	>= 0.65	
	<= 0.80	
Status:	Pass	
Peakwidth Mass 89	0.750	AMU
Agilent Recommended:	>= 0.65	
	<= 0.80	
Status:	Pass	
Peakwidth Mass 205	0.713	AMU
Agilent Recommended:	>= 0.65	
	<= 0.80	
Status:	Pass	
Mass Axis 7	7.05	AMU
Agilent Recommended:	>= 6.9	
	<= 7.1	
Status:	Pass	
Mass Axis 89	88.95	AMU
Agilent Recommended:	>= 88.9	
	<= 89.1	
Status:	Pass	
Mass Axis 205	205.00	AMU
Agilent Recommended:	>= 204.9	
	<= 205.1	
Status:	Pass	

Mass 7 Sensitivity No Gas

94.28

Mcps/ppm

Agilent Recommended:

>=

25.5

Status:

Pass

Mass 89 Sensitivity No Gas

307.15

Mcps/ppm

Agilent Recommended:

>=

127.5

Status:

Pass

Mass 205 Sensitivity No Gas

203.77

Mcps/ppm

Agilent Recommended:

>=

76.5

Status:

Pass

Mass 59 Sensitivity He

28.38

Mcps/ppm

Agilent Recommended:

>=

23.8

Status:

Pass

Mass 89 Sensitivity H2

129.27

Mcps/ppm

Agilent Recommended:

>=

68

Status:

Pass

Oxide Ratio 156/140

1.047

%

Agilent Recommended:

<=

1.38

Status:

Pass

Doubly Charged Species Ratio 70/140

1.482

%

Agilent Recommended:

<=

2.3

Status:

Pass

Setpoint Status:

Pass

Runs: 1

Overall Autotune Test Status

Pass

Background (No Gas Mode)

Purpose

This test examines the background of the ICP-MS in no gas mode by monitoring ions during a blank run.

Setpoint

Conditions

Masses:	7	AMU
	89	AMU
	205	AMU

Measurements and Results

Masses (AMU):	7	89	205	
Measured Value:	3.200	3.300	9.900	cps
Agilent Recommended:	<= 6.9	<= 4.6	<= 11.5	
Status:	Pass	Pass	Pass	

Setpoint Status:	Pass	Runs:	1
------------------	------	-------	---

Overall Background (No Gas Mode) Test Status

Pass

Background (Gas Mode)

Purpose

This test examines the background of the ICP-MS in the various gas modes by monitoring ions during a blank run.

Setpoint Gas Mode: Helium

Conditions

Mass: 78 AMU
Integration Time: 1.0 sec
Cycles: 20

Measurements and Results

Mass (AMU): 78
Measured Value: 42.8500 cps
Agilent Recommended: ≤ 115
Status: Pass

Setpoint Status: Pass

Runs: 1

Setpoint Gas Mode: Hydrogen

Conditions

Mass: 78 AMU
Integration Time: 1.0 sec
Cycles: 20

Measurements and Results

Mass (AMU): 78
Measured Value: 2.1500 cps
Agilent Recommended: ≤ 4.6
Status: Pass

Setpoint Status: Pass

Runs: 1

Overall Background (Gas Mode) Test Status

Pass

20-Minute Stability (No Gas Mode)

Purpose

This test monitors the abundance of ions present in the checkout standard over a 20-minute period to verify that the signal is stable. The %RSD of the abundance of given ions is calculated internally by the software and compared to the limit.

Setpoint

Conditions

Mode:	Spectrum	
Masses:	7, 9, 59, 89, 140, 205	
Integration Time:	9.99	sec
Peak Pattern:	3	points/peak
Repetitions:	20	
Sweeps/Replicates:	100	

Measurements and Results

Masses (AMU):	7	89	205	
Stability RSD:	0.96400	0.51495	0.73011	%
Agilent Recommended:	<= 2.3	<= 2.3	<= 2.3	
Status:	Pass	Pass	Pass	

Setpoint Status:	Pass	Runs:	1
------------------	------	-------	---

Overall 20-Minute Stability (No Gas Mode) Test Status

Pass

Declaration of Change Control

This document is under change control. Revision history is maintained and printed on each document. Access to the master documents is limited to process owners. Documents receive periodic review and cannot be assigned an evergreen status. The qualification performed according to this document refers only to the hardware/software configuration in place at the time of the qualification. Agilent Technologies recommends that instrument configuration change management procedures be in place in order to maintain the validation process. Any changes to the analytical or computer hardware or software must be clearly specified. A change management system provides a means for determining the degree of requalification required according to the extent of the changes made. All details of the changes must be thoroughly recorded and documented, together with details of completed tests and their results. Note: Hardware/software configuration management is the customer's responsibility.

Attachments

Training requirements note: The delivery engineer attaches an ACE technique-specific training certificate to the Equipment Qualification Report (EQR). Obtaining ACE technique-specific certification includes pre-requisite trainings for Data Integrity, General Compliance topics (GMP, GLP, ALCOA, etc.), instrument hardware and software components, and the ACE technique itself. The one certificate encompasses all pre-requisite trainings as documented in the Agilent Learning Management System called Success Factors.

Location	Category	Document Name	Page
EQR	General	Certificate of System Qualification	18
EQR	General	Operator's training certificate and qualifications	19
EQR	General	Certificate of Qualification for ACE	20
EQR	General	Certificate of Qualification for ACE	21
EQR	General	Tune reports	22
EQR	General	Test Report	25
EQR	General	Test Report	27
EQR	General	Test Report	29

General

Document Name: Certificate of System Qualification



Agilent Technologies

Agilent Compliance Engine Self Qualification

Date: September 14, 2021 4:59:15 PM

Drive Serial #: ACA025C9

Platform Revision:

ACE 3.11

Individual self-qualification reports for each specific technique installed are also available upon request. They provide additional details on the general report from the concise summary and are structured by the actual algorithms challenged during the process. There is not a one-to-one relationship between algorithms and OQ program tests because some algorithms are used by several tests and across multiple similar hardware components of the qualified systems.

Technique Type	Tests Completed	Result
Atomic Absorption	7	Conforms
Capillary Electrophoresis	10	Conforms
Dissolution	6	Conforms
Emission Spectroscopy	3	Conforms
Gas Chromatography - GCMS	17	Conforms
Gas Chromatography	29	Conforms
Gel Permeation Chromatography	9	Conforms
ICP-MS	6	Conforms
Infrared Spectroscopy	7	Conforms
Liquid Chromatography	17	Conforms
Liquid Chromatography - LCMS	8	Conforms
Microfluidics	18	Conforms
Sample Preparation - Gas Chromatography	9	Conforms
Sample Preparation - Liquid Chromatography	8	Conforms
Supercritical Fluid Chromatography	15	Conforms
Software	6	Conforms
UV-Vis Spectrophotometer	13	Conforms

Overall Qualification Status

Conforms

Date: September 30, 2021 4:07:18 PM
System ID: JP15471169

General

Document Name: Operator's training certificate and qualifications



Certificate of Completion

Learner Name: Panthep Kurasathain

Title Of Course: AN-CE-ICPMS-2-038-A:Agilent 7900 ICPMS FSE update training

Completion Date: June 7, 2014

Certified By Company: Learning at Agilent

All Service and Support training certificates have the following specific limitations.

A certificate for Service and Support training is only valid while employed by Agilent Technologies or while working as an Agilent-authorized service provider, through which the service employee has ongoing access to Agilent's: Safety Alerts, Service Notes, internal technical updates, update training, current documentation, technical support, current parts, and parts updates. Completion of training alone, without being employed by Agilent Technologies, does not qualify an individual to safely install, service or maintain Agilent products.

General

Document Name:

Certificate of Qualification for ACE



Certificate of Completion

Learner Name: Panthep Kurasathain

Title Of Course: AN-CE-SS-II-030-A: ACE 3.X User Update Training

Completion Date: July 7, 2020

Certified By Company: Learning at Agilent

All Service and Support training certificates have the following specific limitations.

A certificate for Service and Support training is only valid while employed by Agilent Technologies or while working as an Agilent-authorized service provider, through which the service employee has ongoing access to Agilent's: Safety Alerts, Service Notes, internal technical updates, update training, current documentation, technical support, current parts, and parts updates. Completion of training alone, without being employed by Agilent Technologies, does not qualify an individual to safely install, service or maintain Agilent products.

General

Document Name:

Certificate of Qualification for ACE



Certificate of Completion

Learner Name: Panthep Kurasathain

Title Of Course: AN-CE-ICPMS-2-035-B: CrossLab Compliance Hardware Specific Delivery for Agilent ICP-MS Systems

Completion Date: October 31, 2020

Certified By Company: Learning at Agilent

All Service and Support training certificates have the following specific limitations.

A certificate for Service and Support training is only valid while employed by Agilent Technologies or while working as an Agilent-authorized service provider, through which the service employee has ongoing access to Agilent's: Safety Alerts, Service Notes, internal technical updates, update training, current documentation, technical support, current parts, and parts updates. Completion of training alone, without being employed by Agilent Technologies, does not qualify an individual to safely install, service or maintain Agilent products.

General

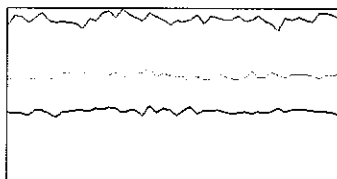
Document Name: Tune reports

Tune Report

Operator Name Supakwan Mak
 Acq/Data Batch C:\Agilent\ICPMS\11\UserTune_7900.b
 Acq. Date-Time 2021-09-30 14:44:08
 Report Comment OQ 30 Sep 2021
 Instrument Name GB403A JP15471169

[No Gas]

Sensitivity



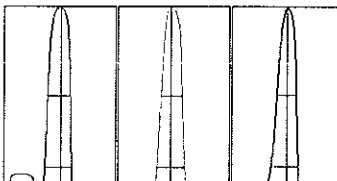
Mass	Range	Count	RSD%	Background
7	10000	9428	2.630	3.200
89	50000	30716	2.825	3.300
205	60000	20377	3.319	9.900

Sampling Period [sec] 0.311
 Integration Time [sec] 0.1

Oxide/Doubly Charged Ratio

Oxide 156 / 140 1.047 %
 Doubly Charged 70 / 140 1.482 %

Resolution/Axis



Mass	Peak Height	Axis	W-50%	W-10%
7	9474.89	7.05	0.62	0.719
89	30716.43	88.95	0.59	0.750
205	20596.12	205.00	0.52	0.713

Integration Time [sec] 0.1
 Acquisition Time [sec] 22.74
 Y Axis Linear

Tune Parameters

Plasma Parameters

Plasma Mode	---	Nebulizer Gas	1.00 L/min	Makeup Gas	0.10 L/min
RF Power	1550 W	Option Gas	---	Auxiliary Gas	0.90 L/min
RF Matching	1.10 V	Nebulizer Pump	0.10 rps	Plasma Gas	15.0 L/min
Sample Depth	9.0 mm	S/C Temp	2 °C		

Lens Parameters

Extract 1	0.0 V	Omega Lens	9.1 V	Deflect	13.6 V
Extract 2	-205.0 V	Cell Entrance	-30 V	Plate Bias	-35 V
Omega Bias	-90 V	Cell Exit	-50 V		

Cell Parameters

Use Gas	No	3rd Gas Flow	---	Energy Discrimination	5.0 V
He Flow	0.0 mL/min	OctP Bias	-8.0 V		

Document Name:

Tune reports

Tune Report

H2 Flow 0.0 mL/min

OctP RF 190 V

QP Parameters

Mass Gain 124

Axis Gain 0.9990

QP Bias -3.0 V

Mass Offset 125

Axis Offset 0.01

Hardware Settings

Torch

Torch H -0.3 mm

Torch V 0.1 mm

EM

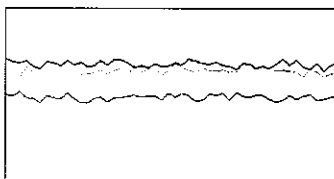
Discriminator 4.0 mV

Analog HV 2247 V

Pulse HV 1318 V

[H2]

Sensitivity



Mass	Range	Count	RSD%	Background
59	5000	2453	3.423	0.400
89	20000	12927	2.822	0.200
205	20000	13635	2.445	8.701

Sampling Period [sec] 0.31

Integration Time [sec] 0.1

Oxide/Doubly Charged Ratio

Oxide 156 / 140 0.804 %

Doubly Charged 70 / 140 1.020 %

Tune Parameters

Plasma Parameters

Plasma Mode ---

Nebulizer Gas 1.00 L/min

Makeup Gas 0.10 L/min

RF Power 1550 W

Option Gas ---

Auxiliary Gas 0.90 L/min

RF Matching 1.10 V

Nebulizer Pump 0.10 rps

Plasma Gas 15.0 L/min

Sample Depth 9.0 mm

S/C Temp 2 °C

Lens Parameters

Extract 1 0.0 V

Omega Lens 9.0 V

Deflect 6.0 V

Extract 2 -210.0 V

Cell Entrance -30 V

Plate Bias -100 V

Omega Bias -105 V

Cell Exit -90 V

Cell Parameters

Use Gas Yes

3rd Gas Flow ---

Energy Discrimination 3.5 V

He Flow 0.0 mL/min

OctP Bias -22.0 V

H2 Flow 5.0 mL/min

OctP RF 200 V

QP Parameters

Mass Gain 124

Axis Gain 0.9990

QP Bias -18.5 V

Mass Offset 125

Axis Offset 0.01

Hardware Settings

Torch

Torch H -0.3 mm

Torch V 0.1 mm

2 of 3

2021-09-30 2:44 PM

Document Name:

Tune reports

Tune Report

EM

Discriminator

4.0 mV

Analog HV

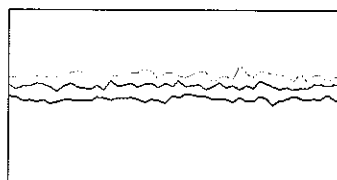
2247 V

Pulse HV

1318 V

[He]

Sensitivity



Mass	Range	Count	RSD%	Background
59	5000	2838	2.592	6.000
89	5000	3149	3.359	5.200
205	20000	9837	2.895	4.201

Sampling Period [sec] 0.31

Integration Time [sec] 0.1

Oxide/Doubly Charged Ratio

Oxide 156 / 140 0.498 %

Doubly Charged 70 / 140 0.788 %

Tune Parameters

Plasma Parameters

Plasma Mode	---	Nebulizer Gas	1.00 L/min	Makeup Gas	0.10 L/min
RF Power	1550 W	Option Gas	---	Auxiliary Gas	0.90 L/min
RF Matching	1.10 V	Nebulizer Pump	0.10 rps	Plasma Gas	15.0 L/min
Sample Depth	9.0 mm	S/C Temp	2 °C		

Lens Parameters

Extract 1	0.0 V	Omega Lens	9.2 V	Deflect	12.4 V
Extract 2	-225.0 V	Cell Entrance	-30 V	Plate Bias	-100 V
Omega Bias	-105 V	Cell Exit	-50 V		

Cell Parameters

Use Gas	Yes	3rd Gas Flow	---	Energy Discrimination	3.5 V
He Flow	3.8 mL/min	OctP Bias	-8.0 V		
H2 Flow	0.0 mL/min	OctP RF	200 V		

QP Parameters

Mass Gain	124	Axis Gain	0.9990	QP Bias	-4.5 V
Mass Offset	125	Axis Offset	0.01		

Hardware Settings

Torch

Torch H	-0.3 mm	Torch V	0.1 mm
---------	---------	---------	--------

EM

Discriminator

4.0 mV

Analog HV

2247 V

Pulse HV

1318 V

General

Document Name: Test Report

Batch Summary Report

Batch Folder: C:\Batch2021\BG He.b\
Analysis File: BG He.batch.bin
Tune Step: #1 He

	Rjct	Acq. Date-Time	Data File	Sample Name	Type	Level	Dilution
1		2021-09-30 14:21:47	BG He.d	BG He	Sample		1.0000

Document Name:

Test Report

Batch Summary Report

Analyte Table

		78 [He1]
	Sample Name	CPS
1	BG He	42.8500

Page 2 / 2

2021-09-30 14:23:40

General

Document Name: Test Report

Batch Summary Report

Batch Folder: D:\Agilent Service\CQ 30 Sep 2021\BG H2 new.b\
Analysis File: BG H2 new.batch.bin
Tune Step: #1 H2

	Rict	Acq. Date-Time	Data File	Sample Name	Type	Level	Dilution
1		2021-09-30 15:08:58	BG H2.d	BG H2	Sample		1.0000

Document Name:

Test Report

Batch Summary Report

Analyte Table

		78 [H2]
	Sample Name	CPS
1	BG H2	2.1500

General

Document Name:

Test Report

Batch Summary Report

Batch Folder: D:\Agilent Service\OQ 30 Sep 2021\20 Min.b\
Analysis File: 20 Min.batch.bin
Tune Step: #1 No Gas

	Rict	Acq. Date-Time	Data File	Sample Name	Type	Level	Dilution
1		2021-09-30 15:17:44	20 Min.d	20 Min	Sample		1.0000

Document Name:

Test Report

Batch Summary Report

Analyte Table

		7 [No Gas]	9 [No Gas]	59 [No Gas]	89 [No Gas]	140 [No Gas]	205 [No Gas]
	Sample Name	CPS RSD	CPS RSD	CPS RSD	CPS RSD	CPS RSD	CPS RSD
1	20 Min	0.96400	7.02464	0.46857	0.51495	0.61014	0.73011

Electronic Signature

Purpose

This signature page was created and published because the ACE sign-off action was executed, which is valid for the entire document, including attachments. The ACE sign-off is an electronic signature that requires two distinct identification components: unique username and personal password. The Agilent representative who has delivered this service understands the meaning and legal status of an electronic signature. As a trained official operator, the Agilent representative has a unique password and logon to access ACE and electronically sign this document. (Other e-signatures can be applied to this document using a Document Content Management or other suitable method defined in your data access and control procedures.)

Details

Full Name of Signer:	Panthep Kurasathain
Logged On User Name:	panthep_kurasathain@agilent.com
Signature Creation Date:	September 30, 2021
Reason for Signature:	Executed protocol and published this original version of document

Regulatory Disclaimer

This document provides a protocol to verify and record instrument configuration and evidence of proper operation. It has been prepared from our interpretation of applicable regulations as well as industry best practices. The document is designed to provide an important component of a complete compliance package. Validation depends upon many factors and use of this protocol alone does not assure compliance. Agilent Technologies makes no promises or representations as to its sufficiency for any specific regulatory program.

Warranty

Agilent Technologies makes no warranty of any kind to this material, including but not limited to, the implied warranties or merchantability and fitness for a particular purpose. Agilent Technologies shall not be liable for errors contained herein or for incidental or consequential damages in connection with the furnishing, performance, or use of this material.

User Name: panthep_kurasathain
 Hostname: ASBKKWX315

System Id: JP15471169
 Print Date: September 30, 2021 4:07:22 PM

ALS OQHW 7900 30Sep21 Transaction log :

Time	Transaction State	Activity Performed	Type of Transaction	Optional Information
September 30, 2021 3:50:07 PM	Audit	SessionCreated	Session	None
September 30, 2021 3:50:07 PM	Start	Configuration	Session	None
September 30, 2021 3:50:07 PM	Audit	Entitlement	Licensing	User is FieldEngineer and does not require an unlock code
September 30, 2021 3:52:52 PM	Audit	EqpLoaded	Session	EQP details for primary technique [lcpMs] - File path: [ProtocolPacks/lcpMs/Configurations/02.50/lcpMs.02.50.eqp], EQP File Name: [lcpMs.02.50.eqp], EQP Name: [AgilentRecommended]
September 30, 2021 3:52:54 PM	End	Configuration	Session	None
September 30, 2021 3:52:57 PM	Start	Qualification	Session	OQ
September 30, 2021 3:52:57 PM	Start	Execution	Autosampler Check : SPS4: Autosampler Check	None
September 30, 2021 3:53:03 PM	End	Execution	Autosampler Check : SPS4: Autosampler Check	Run Count : 1
September 30, 2021 3:53:04 PM	Start	Execution	Integrated Sample Introduction System (ISIS) Check : ISIS3: Integrated Sample Introduction System (ISIS) Check	None
September 30, 2021 3:53:08 PM	End	Execution	Integrated Sample Introduction System (ISIS) Check : ISIS3: Integrated Sample Introduction System (ISIS) Check	Run Count : 1

User Name: panthep_kurasathain
 Hostname: ASBKKWX315

System Id: JP15471169
 Print Date: September 30, 2021 4:07:22 PM

ALS OQHW 7900 30Sep21 Transaction log :

Time	Transaction State	Activity Performed	Type of Transaction	Optional Information
September 30, 2021 3:53:10 PM	Start	Execution	Autotune : G8403A: Autotune 1	None
September 30, 2021 3:55:08 PM	End	Execution	Autotune : G8403A: Autotune 1	Run Count : 1
September 30, 2021 3:55:12 PM	Start	Execution	Background (No Gas Mode) : G8403A: No Gas Mode Background 1	None
September 30, 2021 3:55:40 PM	End	Execution	Background (No Gas Mode) : G8403A: No Gas Mode Background 1	Run Count : 1
September 30, 2021 3:55:43 PM	Start	Execution	Background (Gas Modes) : G8403A: Gas Mode Background :Helium	None
September 30, 2021 3:56:17 PM	End	Execution	Background (Gas Modes) : G8403A: Gas Mode Background :Helium	Run Count : 1
September 30, 2021 3:56:19 PM	Start	Execution	Background (Gas Modes) : G8403A: Gas Mode Background :Hydrogen	None
September 30, 2021 3:56:38 PM	End	Execution	Background (Gas Modes) : G8403A: Gas Mode Background :Hydrogen	Run Count : 1
September 30, 2021 3:56:41 PM	Start	Execution	20-Minute Stability (No Gas Mode) : G8403A: 20-Minute Stability (No Gas Mode) 1	None
September 30, 2021 3:57:22 PM	End	Execution	20-Minute Stability (No Gas Mode) : G8403A: 20-Minute Stability (No Gas Mode) 1	Run Count : 1
September 30, 2021 3:57:24 PM	End	Qualification	Session	OQ
September 30, 2021 3:57:24 PM	Start	Reporting	Session	None

User Name: panthep_kurasathain
Hostname: ASBKKWX315

System Id: JP15471169
Print Date: September 30, 2021 4:07:22 PM

ALS OQHW 7900 30Sep21 Transaction log :

Time	Transaction State	Activity Performed	Type of Transaction	Optional Information
September 30, 2021 4:03:07 PM	Audit	Reporting	Session	Report Generated : Certificate
September 30, 2021 4:03:17 PM	Audit	Reporting	Session	Report Generated : Report
September 30, 2021 4:03:59 PM	Start	Qualification	Session	OQ
September 30, 2021 4:04:08 PM	End	Qualification	Session	OQ
September 30, 2021 4:04:08 PM	Start	Reporting	Session	None
September 30, 2021 4:04:26 PM	Audit	Reporting	Session	Report Generated : Certificate
September 30, 2021 4:04:36 PM	Audit	Reporting	Session	Report Generated : Report

Certificate No. T220730

Page 1 of 6

Certificate of Calibration

Equipment : HEATING BLOCK

Manufacturer : Environmental Express

Model : SC 196

Serial No. : 6974CECW3285

Customer Code : BKK_EL0054


ID No. : T5306A3

Customer : ALS Laboratory Group (Thailand) Co.,Ltd.
104 Phatthanakan 40, Phatthanakan Rd., Khwaeng Phatthanakan,
Khet Suan Luang, Bangkok 10250

Customer Location : Acid Digestion Lab

Date of Receipt : 30 March 2022

Calibrated By : Watcharapon Sangtong (Technician)

Approved By :  / Sujjar Naknakred (Site Calibration Manager)

Date of Issue : 12 APR 2022

REVIEW BY	Tattaporn C.
APPROVED BY	Sangtong N.
NEXT CAL. DATE	7/10/23


The uncertainties are for a confidence probability of approximately 95%.

This Certificate is issued in accordance with the conditions of accreditation granted by the Thai Laboratory Accreditation Scheme which has assessed the measurement capability of the laboratory and its traceability to recognized national standards and to the units of measurement realized at the corresponding national standard laboratory. This certificate may not be reproduced other than in full except with the prior written approval of the Metrological Center.

Certificate No. T220730

Page 3 of 6

Calibration Report



FRONT CONTROL

Approved By. _____



Calibration Report

Measurement Results

Calibration Point		Average Standard Reading at each position (° C)					
R1 Hole1-Hole6		TN221	TN222	TN223	TN224	TN225	TN226
CAL POINT	Max	93.60	93.82	94.05	94.20	94.36	94.26
95	Min	93.07	93.26	93.51	93.66	93.82	93.71
	Average	93.33	93.54	93.78	93.93	94.09	93.98
R2 Hole7-Hole12		TN227	TN228	TN229	TN230	TN231	TN232
	Max	94.59	94.79	94.63	94.55	94.82	95.00
	Min	94.05	94.25	94.08	93.97	94.26	94.44
	Average	94.32	94.52	94.36	94.26	94.54	94.72
R3 Hole13-Hole18		TN233	TN234	TN235	TN236	TN237	TN238
	Max	95.03	94.54	94.78	94.84	95.06	94.73
	Min	94.46	93.98	94.20	94.28	94.49	94.18
	Average	94.74	94.26	94.49	94.56	94.78	94.45
R4 Hole19-Hole24		TN239	TN240	TN221	TN222	TN223	TN224
	Max	94.89	94.82	95.73	95.85	95.73	96.10
	Min	94.33	94.26	95.51	95.62	95.51	95.85
	Average	94.61	94.54	95.62	95.73	95.62	95.97
R5 Hole25-Hole30		TN225	TN226	TN227	TN228	TN229	TN230
	Max	96.28	96.39	96.37	96.54	96.19	96.04
	Min	96.01	96.10	96.02	96.20	95.89	95.71
	Average	96.15	96.24	96.20	96.37	96.04	95.88
R6 Hole31-Hole36		TN231	TN232	TN233	TN234	TN235	TN236
	Max	96.84	96.97	97.03	96.48	96.33	95.76
	Min	96.53	96.65	96.71	96.08	95.98	95.43
	Average	96.68	96.81	96.87	96.28	96.16	95.60
R7 Hole37-Hole42		TN237	TN238	TN239	TN240	TN221	TN222
	Max	96.46	96.15	96.19	96.06	96.95	97.09
	Min	96.13	95.84	95.85	95.72	96.64	96.78
	Average	96.30	95.99	96.02	95.89	96.80	96.93
R8 Hole43-Hole48		TN223	TN224	TN225	TN226	TN227	TN228
	Max	96.91	96.58	96.13	96.19	96.34	96.19
	Min	96.55	96.21	95.80	95.87	96.03	95.88
	Average	96.73	96.40	95.96	96.03	96.18	96.03

Approved By. _____



Certificate No. T220730

Page 5 of 6

Calibration Report

Measurement Results

Calibration Point		Average Standard Reading at each position (° C)					
R1 Hole1-Hole6		TN221	TN222	TN223	TN224	TN225	TN226
CAL POINT	Max	104.47	104.65	104.79	105.31	105.47	105.46
105	Min	104.15	104.27	104.45	104.98	105.14	105.20
	Average	104.31	104.46	104.62	105.15	105.31	105.33
R2 Hole7-Hole12		TN227	TN228	TN229	TN230	TN231	TN232
	Max	105.55	105.73	105.65	105.84	105.97	106.07
	Min	105.28	105.43	105.35	105.52	105.68	105.83
	Average	105.42	105.58	105.50	105.68	105.82	105.95
R3 Hole13-Hole18		TN233	TN234	TN235	TN236	TN237	TN238
	Max	106.14	106.06	105.81	106.05	105.81	105.87
	Min	105.85	105.81	105.55	105.80	105.53	105.64
	Average	106.00	105.94	105.68	105.92	105.67	105.75
R4 Hole19-Hole24		TN239	TN240	TN221	TN222	TN223	TN224
	Max	105.86	105.60	104.44	104.51	104.28	104.78
	Min	105.61	105.37	104.27	104.35	104.12	104.61
	Average	105.74	105.48	104.35	104.43	104.20	104.69
R5 Hole25-Hole30		TN225	TN226	TN227	TN228	TN229	TN230
	Max	104.94	104.93	104.97	105.08	104.68	104.69
	Min	104.77	104.75	104.76	104.90	104.51	104.49
	Average	104.85	104.84	104.86	104.99	104.60	104.59
R6 Hole31-Hole36		TN231	TN232	TN233	TN234	TN235	TN236
	Max	105.44	105.45	105.61	104.95	104.84	104.42
	Min	105.27	105.27	105.44	104.76	104.66	104.25
	Average	105.36	105.36	105.53	104.86	104.75	104.33
R7 Hole37-Hole42		TN237	TN238	TN239	TN240	TN221	TN222
	Max	105.17	104.70	104.59	104.51	105.22	105.53
	Min	105.00	104.53	104.41	104.35	105.04	105.37
	Average	105.08	104.62	104.50	104.43	105.13	105.45
R8 Hole43-Hole48		TN223	TN224	TN225	TN226	TN227	TN228
	Max	105.61	105.45	105.10	104.77	104.87	105.02
	Min	105.44	105.28	104.92	104.60	104.70	104.85
	Average	105.53	105.37	105.01	104.69	104.79	104.93

Approved By. _____



Certificate No. T220730

Page 5 of 6

Calibration Report

Measurement Results:

HEATING BLOCK			Temperature Distribution	
Setting (°C)	Reading (°C)		Stability (\pm °C)	Uncertainty (\pm °C)
	Min , Max	Average		
100.0	100.0 , 100.4	100.1	0.29	0.83
105.0	105.0 , 105.4	105.1	0.20	0.79

* The quoted uncertainty exclude " uniformity "

The calibration result apply only the above calibrated item.

The result of test was found accurate as shown on date and place of test only.

The reported expanded uncertainty is based on a standard uncertainty multiplied by a coverage factor k which for a t-distribution, providing a level of confidence of approximately 95 % .

 Approved By. 



Metrological Center

SCI ECO Services Company Limited

33/2 Moo 3, T.Banpa, A.Kaengkhoi, Saraburi 18110, Thailand.

Saraburi Tel : +66 3627 3096 Fax : +66 3627 3100

Bangkok Tel : +668 9205 6851 , +669 8247 2360

Website : www.scieco.co.th E-Mail : calibrate@scg.co.th



Certificate No. T211009

Page 1 of 4

Certificate of Calibration

Equipment : Chamber (Cold Room)

Manufacturer : KOLDTECH

Model : KM 320

Serial No. : TBN-1012061/05

Customer Code : BKK_EN0167

ID No. : T2463A3

Customer : ALS Laboratory Group (Thailand) Co.,Ltd.

104 Phatthanakan 40, Phatthanakan Rd., Khwaeng Phatthanakan,

Khet Suan Luang, Bangkok 10250

Customer Location : Laboratory

Date of Receipt : 6 May 2021

Calibrated By : Watcharapon Songthong (Technician)

Approved By : Boonchai Suriyawong / Boonchai Suriyawong (Site Calibration Manager)

Date of Issue : 20 MAY 2021

REVIEW BY	<u>Sinlue P.</u>
APPROVED BY	<u>LL AL</u>
NEXT CAL. DATE	<u>16/11/22</u>

The uncertainties are for a confidence probability of approximately 95%.

This Certificate is issued in accordance with the conditions of accreditation granted by the Thai Laboratory Accreditation Scheme which has assessed the measurement capability of the laboratory and its traceability to recognized national standards and to the units of measurement realized at the corresponding national standard laboratory. This certificate may not be reproduced other than in full except with the prior written approval of the Metrological Center.

Certificate No. T211009

Page 2 of 4

Calibration Report

Equipment : Chamber (Cold Room)
Date of Calibration : 18 May 2021
Environment : Temperature : 23.4-24.9 °C
Line Voltage : 221.4-230.2 V
Relative Humidity : 55 - 65 %RH

Condition of this results of calibration :

1. This equipment was calibrated by insert 16 standard thermocouples type T into its chamber , the other one standard thermocouples type T use for ambient temperature measurement . The calibration was done in according to WI-T20 (based on ASTM E145-94 (Reapproved 2001) and AS2853-1986).

All data show below were final values and the initial data from customer request . The temperature scale used was based on ITS - 90 .

2. Reference Standard Instrument :

Instrument	Model	Instrument No.	Certificate No.	Due Date
TC	TYPE T	TN161-TN170	T210009	8 January 2022
TC	TYPE T	TN171-TN180	T210009	8 January 2022
DATA LOGGER	34970A	T149	T210009	8 January 2022

3. This certificate is traceable to :

National Institute of Metrology (Thailand) through Metrological Center (NSC-TISI-TIS 17025 CALIBRATION 0244.)

4. Condition of calibrated item : good

Equipment Description :

Time Constant 1 Hour - Minute At 3 °C
Fresh Air Damper ☐ Open ☐ Min ☐ Medium ☐ Max
☐ Close
☒ Not Available

5. Adjustment :

(X) without adjustment

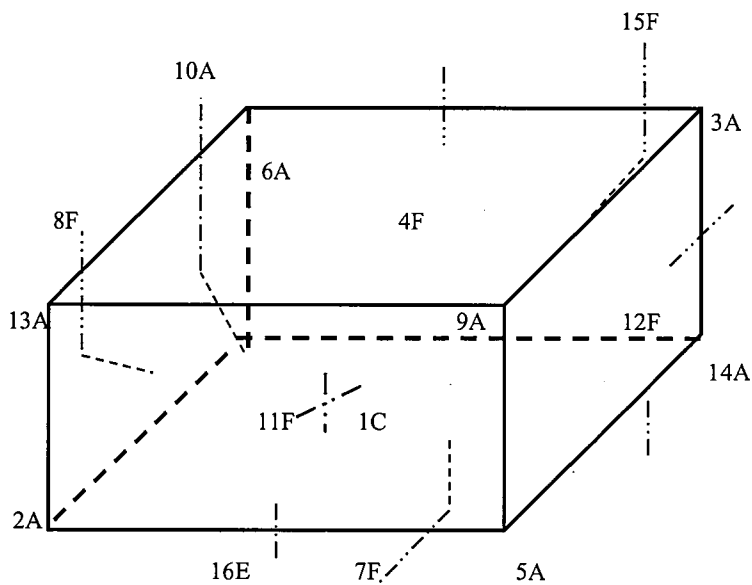
() after adjustment

Approved By. 

Certificate No. T211009

Page 3 of 4

Calibration Report



C = Centre , F = Centre of Face , A = Corner , E = Centre of Edge

1C = TN161	12F = TN172
2A = TN162	13A = TN173
3A = TN163	14A = TN174
4F = TN164	15F = TN175
5A = TN165	16E = TN176
6A = TN166	
7F = TN167	
8F = TN168	
9A = TN169	
10A = TN170	
11F = TN171	

Approved By. 



Metrological Center

SCI ECO Services Company Limited

33/2 Moo 3, T.Banpa, A.Kaengkhoi, Saraburi 18110, Thailand.



Certificate No. T211009

Page 4 of 4

Calibration Report

Measurement Results

Calibration Point	Average Standard Reading at each position (°C)									
	TN161	TN162	TN163	TN164	TN165	TN166	TN167	TN168	TN169	TN170
3	3.23	3.38	3.23	3.41	3.36	3.52	3.51	3.11	3.29	3.50
	TN171	TN172	TN173	TN174	TN175	TN176				
	3.36	3.18	3.52	3.22	3.28	3.31				

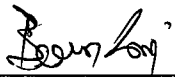
Chamber (Cold Room)			Temperature Distribution				
Setting (°C)	Reading (°C)		Average (°C)	Stability (± °C)	Uniformity (°C)	Uncertainty (± °C)	Coverage Factor <i>k</i>
	Min , Max	Average					
3.0	2.7 , 3.4	3.0	3.34	1.00	1.10	1.46	2.00

* The Acuoted uncertainty exclude "uniformity"

The calibration result apply only the above calibrated item.

The result of test was found accurate as shown on date and place of test only.

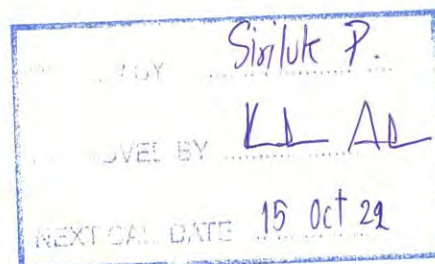
The reported expanded uncertainty is based on a standard uncertainty multiplied by a coverage factor *k* which for a t-distribution, providing a level of confidence of approximately 95 % .

Approved By. 

Certificate of Calibration

Number of Page(s) 1 of 3

Certificate No. BSCC-UV-290/21
Equipment UV/Vis Spectrophotometer
Model UV-1800
Manufacturer Shimadzu
Serial No. A11454908533CD
ID No. BKK_EN0018
Date of receipt 15 October 2021
Date of calibration 15 October 2021
Date of issue 25 October 2021



Customer name ALS Laboratory Group (Thailand) Co., Ltd.

Address 104 Soi Phatthanakan 40, Phatthanakan Road, Phatthanakan, Suan Luang, Bangkok 10250

Temperature (25.0 - 26.4) °C (On site)
Humidity (49.5 - 53.4) %RH (On site)

Equipment condition Good Operation

Calibration Location Organic Prep

Calibration Procedure In-house method WI-UV-702-01 based on ASTM E275-01

Traceability Wavelength Accuracy is traceable to certificate No. 87839 and 87844
Photometric Accuracy is traceable to certificate No. 87846 and 87877
Stray Light is traceable to certificate No. 87825
The above certificate are traceable to SI unit through Sarna Scientific Ltd.
(UKAS accredited calibration laboratory NO. 0659)

Calibrated by Mr.Wanchana Janloey

Approved by



Mr.Kanchit Choothep
Technical Manager

The above results are valid exclusively for the calibrated item(s) as mention in this report / certificate.
Advertising the report / Certificate and publicity of the results are prohibited and also shall not be reproduced
except in full, without written approval of the Bara Scientific Co., Ltd.

Certificate of Calibration

Certificate No. BSCC-UV-290/21

Number of Page(s) 2 of 3

Calibration Results:

1.Wavelength Accuracy

Certified Wavelength (nm)	UUC (nm)	Error (nm)	Uncertainty (\pm nm)
241.70	241.55	-0.15	0.18
334.02	333.80	-0.22	0.18
418.53	418.40	-0.13	0.18
572.99	572.85	-0.14	0.18
879.41	879.15	-0.26	0.18

2.Photometric Accuracy (UV)

Wavelength (nm)	Certified Absorbance (A)	UUC (A)	Error (A)	Uncertainty (\pm A)
235	0.0000	0.0000	0.0000	0.0075
	0.7174	0.7198	0.0024	0.0075
257	0.0000	-0.0001	-0.0001	0.0075
	0.8362	0.8377	0.0015	0.0075
313	0.0000	0.0000	0.0000	0.0075
	0.2778	0.2803	0.0025	0.0075
350	0.0000	-0.0001	-0.0001	0.0075
	0.6202	0.6221	0.0019	0.0075

*CNR = Customer not request

The above results are valid exclusively for the calibrated item(s) as mention in this report / certificate.
Advertising the report / Certificate and publicity of the results are prohibited and also shall not be reproduced
except in full, without written approval of the Bara Scientific Co., Ltd.

Certificate of Calibration

Certificate No. BSCC-UV-290/21

Number of Page(s) 3 of 3

Calibration Results:

3. Photometric Accuracy (Visible)

Wavelength (nm)	Certified Absorbance (A)	UUC (A)	Error (A)	Uncertainty ($\pm A$)
420.0	0.0000	0.0000	0.0000	0.0042
	0.5631	0.5570	-0.0061	0.0042
	0.7390	0.7334	-0.0056	0.0042
	1.0863	1.0816	-0.0047	0.0042
440.0	0.0000	0.0000	0.0000	0.0042
	0.5524	0.5469	-0.0055	0.0042
	0.7217	0.7166	-0.0051	0.0042
	1.0606	1.0570	-0.0036	0.0042
465.0	0.0000	0.0000	0.0000	0.0042
	0.5018	0.4966	-0.0052	0.0042
	0.6657	0.6610	-0.0047	0.0042
	0.9775	0.9740	-0.0035	0.0042
546.1	0.0000	0.0000	0.0000	0.0042
	0.5147	0.5113	-0.0034	0.0042
	0.6743	0.6705	-0.0038	0.0042
	0.9909	0.9890	-0.0019	0.0042
590.0	0.0000	0.0000	0.0000	0.0042
	0.5427	0.5394	-0.0033	0.0042
	0.7037	0.7001	-0.0036	0.0042
	1.0338	1.0323	-0.0015	0.0042
635.0	0.0000	0.0000	0.0000	0.0042
	0.5268	0.5235	-0.0033	0.0042
	0.6720	0.6685	-0.0035	0.0042
	0.9864	0.9847	-0.0017	0.0042

*CNR = Customer not request

4. Stray Light*

Standard cut-off wavelength (nm)	Unit Under Calibration(UUC)		
	Wavelength (nm)	Transmission (%T)	Absorbance (A)
200.91 \pm 0.11nm	200.31	0.9399	2.0274

The Stray light transmission reference is less than 1.0%T and Stray light absorbance reference is greater than 2.00A

*Stray Light not NSC-ONSC Accredited.

The measurement uncertainty is base on a standard uncertainty multiplied by a coverage factor k=2 providing a level of confidence of approximately 95%.

*****End of Certificate*****

The above results are valid exclusively for the calibrated item(s) as mention in this report / certificate.
Advertising the report / Certificate and publicity of the results are prohibited and also shall not be reproduced except in full, without written approval of the Bara Scientific Co., Ltd.

REVIEW BY	Charatt L.
APPROVED BY	Sauntn N.
NEXT CAL. DATE	7/06/2022

Maintenance Protocol

Atomic Fluorescence Spectrometer
mercur / mercur plus

Serial-No.: 1700124

Customer-No.:

Date: 7/6/2021

Carried out by: Analytik Jena

Maintenance with following Operational Qualification (OQ)


(requires a separate OQ protocol)

Company	Sh 1011001018 1100100003 17/2 (10/10/10) 10/10
User	
Department	Lab Food, Water
Street	104 1000000000 40 1000000000 1100100003 1000000000
Zip Code, City	10250, 1000000000
Country	Germany.
Phone	
Fax	
E-mail	

Maintenance works basic unit

tightness visual check inside the Mercur	<input checked="" type="checkbox"/>
visual check if gold-traps are broken	<input checked="" type="checkbox"/>
visual check if spectrometer is contaminated	<input checked="" type="checkbox"/>
reactor cleaning	<input checked="" type="checkbox"/>
check pump-hose, if necessary change it	<input checked="" type="checkbox"/>
check drying-hose, output gas-liquid-separator	<input checked="" type="checkbox"/>
test Bubble-Sensor	<input checked="" type="checkbox"/>
check gas flows	<input checked="" type="checkbox"/>
check volume flows, reagents	<input checked="" type="checkbox"/>
recording stray light values	<input checked="" type="checkbox"/>
measurement with 30 ng/l	<input checked="" type="checkbox"/>

Maintenance works Autosampler

Serial No.: 701 737 (AS52S)

lubricate the dosing-winding (Teflon-grease-spray)	<input checked="" type="checkbox"/>
clean the dosing cylinder, if necessary exchange it	<input checked="" type="checkbox"/>
lubricate the winding system of the height drive with some drops of oil	<input checked="" type="checkbox"/>
check the toothed belt	<input checked="" type="checkbox"/>
check the position of the mechanical stopper (height: 13mm)	<input checked="" type="checkbox"/>
check the pump rate of mixing pump (<14s AS52, typ.7s/<20s AS52S, typ.10s)	<input checked="" type="checkbox"/>
check the pump rate of washing cup	<input checked="" type="checkbox"/>
check the electrical hose connections for good contact	<input checked="" type="checkbox"/>
check the connectors of the magnetic valves	<input checked="" type="checkbox"/>
check the dosing hose for buckling, if necessary exchange it	<input checked="" type="checkbox"/>

Device parameter		nominal value	actual value
visual check general tightness inside the Mercur		o.k.: <input checked="" type="checkbox"/>	changed: <input type="checkbox"/>
visual check Goldtraps		o.k.: <input checked="" type="checkbox"/>	changed: <input type="checkbox"/>
visual check spectrometer			
	cuvette	o.k.: <input checked="" type="checkbox"/>	changed: <input type="checkbox"/>
	lens	o.k.: <input checked="" type="checkbox"/>	changed: <input type="checkbox"/>
check pump hoses		o.k.: <input checked="" type="checkbox"/>	changed: <input type="checkbox"/>
check hoses and hose connectors		o.k.: <input checked="" type="checkbox"/>	changed: <input checked="" type="checkbox"/>
check and clean reactor		o.k.: <input checked="" type="checkbox"/>	changed: <input type="checkbox"/>
check drying hose output Gas-liquid-separator		o.k.: <input checked="" type="checkbox"/>	changed: <input type="checkbox"/>
check bubble-sensor		o.k.: <input checked="" type="checkbox"/>	not o.k.: <input type="checkbox"/>
Check gasflow			
	Valve 1	10 NI/h	0.2284 L/min.
	Valve 2	50 NI/h	1.1862 L/min
	Valve 3	5 NI/h	0.1451 L/min
	Valve 4	10 NI/h	0.2284 L/min.
Check liquidflow			
	Acid	2,5ml/min ± 1 ml	2.5 ml
	Red.-agent	2,5ml/min ± 1 ml	2.5 ml
	Sample	10ml/min ± 2 ml	10.0 ml.
Adventitious light - values	(V)	from file	
	100	0	0
	200	0	0
	300	0	0
	350	0	0
	400	1	1
	450	3	2
	500	7	6
	550	15	13
	575	21	19
	600	30	27.

Device parameter	nominal value	actual value
Analytical parameters		
Conditions.: max.conc.: 10µg/L PMT-voltage: <i>414</i>V		
Blank-solution		F <i>0.00083</i>
without enrichment / FBR 30 ng/L	F > 0,0013 RSD < 3 %	F ₁ <i>0.00377</i> RSD <i>1.51</i> %
Conditions.: max.conc.: 1,7µg/L PMT-voltage: <i>395</i>V		
Blank-solution		F <i>0.00299</i>
with enrichment / FBR 30 ng/L	F > 0,009 RSD < 3 %	F ₂ <i>0.0297</i> RSD <i>0.232</i> %
Fok.- factor (F ₂ / F ₁)	> 4	
Comments		
<i>Reference Material Control.</i>		
<i>Mercury Calibration Std. Part #: 8500-6941</i>		
<i>Lot #: 12-20 HGY2A.</i>		

Srichai Pakon.
Signature Technician

7/6/2021.
Place, Date (DD/MM/YYYY)

Patchareeya H.
Signature Customer

7/6/2021
Place, Date (DD/MM/YYYY)

REVIEW BY	Sudarati N.
APPROVED BY	Sudarati N.
NEXT CAL. DATE	06/06/2023

Maintenance Protocol

Atomic Fluorescence Spectrometer
mercur / mercur plus

Serial-No.: 1700124 Customer-No.: 004-002
Date: 7/06/2022 Carried out by: Mr. Sanyasi Park-on

☐

(requires a separate OQ protocol)

Company	Shah 101100108 Washington DC, California, USA.
User	Garganjan Kumar Singh,
Department	Lab
Street	104 Southview Road 40 Northbrook Massachusetts
Zip Code, City	Newburyport MA 0250
Country	America .
Phone	
Fax	
E-mail	

Maintenance works basic unit

tightness visual check inside the Mercur	<input checked="" type="checkbox"/>
visual check if gold-traps are broken	<input checked="" type="checkbox"/>
visual check if spectrometer is contaminated	<input checked="" type="checkbox"/>
reactor cleaning	<input checked="" type="checkbox"/>
check pump-hose, if necessary change it	<input checked="" type="checkbox"/>
check drying-hose, output gas-liquid-separator	<input checked="" type="checkbox"/>
test Bubble-Sensor	<input checked="" type="checkbox"/>
check gas flows	<input checked="" type="checkbox"/>
check volume flows, reagents	<input checked="" type="checkbox"/>
recording stray light values	<input checked="" type="checkbox"/>
measurement with 30 ng/l	<input checked="" type="checkbox"/>

Maintenance works Autosampler

Serial No.:

701 239

lubricate the dosing-winding (Teflon-grease-spray)	<input checked="" type="checkbox"/>
clean the dosing cylinder, if necessary exchange it	<input checked="" type="checkbox"/>
lubricate the winding system of the height drive with some drops of oil	<input checked="" type="checkbox"/>
check the toothed belt	<input checked="" type="checkbox"/>
check the position of the mechanical stopper (height: 13mm)	<input checked="" type="checkbox"/>
check the pump rate of mixing pump (<14s AS52, typ.7s/<20s AS52S, typ.10s)	<input checked="" type="checkbox"/>
check the pump rate of washing cup	<input checked="" type="checkbox"/>
check the electrical hose connections for good contact	<input checked="" type="checkbox"/>
check the connectors of the magnetic valves	<input checked="" type="checkbox"/>
check the dosing hose for buckling, if necessary exchange it	<input checked="" type="checkbox"/>

Device parameter		nominal value	actual value
visual check general tightness inside the Mercur		o.k.: <input checked="" type="checkbox"/>	changed: <input type="checkbox"/>
visual check Goldtraps		o.k.: <input checked="" type="checkbox"/>	changed: <input type="checkbox"/>
visual check spectrometer			
	cuvette	o.k.: <input checked="" type="checkbox"/>	changed: <input type="checkbox"/>
	lens	o.k.: <input checked="" type="checkbox"/>	changed: <input type="checkbox"/>
check pump hoses		o.k.: <input checked="" type="checkbox"/>	changed: <input type="checkbox"/>
check hoses and hose connectors		o.k.: <input checked="" type="checkbox"/>	changed: <input type="checkbox"/>
check and clean reactor		o.k.: <input checked="" type="checkbox"/>	changed: <input type="checkbox"/>
check drying hose output Gas-liquid-separator		o.k.: <input checked="" type="checkbox"/>	changed: <input type="checkbox"/>
check bubble-sensor		o.k.: <input checked="" type="checkbox"/>	not o.k.: <input type="checkbox"/>
Check gasflow			
	Argon pressure valve 4	1.2 – 1.5 bar	1.5 bar
	Valve 1	10 NI/h or 0.166 NL/min	0.167 NL/min
	Valve 2	50 NI/h or 0.833 NL/min	0.83 NL/min
	Valve 3	5 NI/h or 0.083 NL/min	0.083 NL/min
	Valve 4	10 NI/h or 0.166 NL/min	0.166 NL/min
Check liquid flow			
	Acid	2.5ml/min ± 1 ml	2.5 ml/min
	Red.-agent	2.5ml/min ± 1 ml	2.5 ml/min
	Sample	10ml/min ± 2 ml	10 ml/min.
Adventitious light - values		(V)	from file
	100	0	0
	200	0	0
	300	0	0
	350	0	0
	400	1	1
	450	2	2
	500	6	6
	550	13	14
	575	19	20
	600	27	28

Device parameter	nominal value	actual value
Analytical parameters		
Conditions.: max.conc.: 10µg/L PMT-voltage: <u>404</u>V		
Blank-solution		Int <u>0.0005</u>
without enrichment / FBR 30 ng/L	Int > 0.0015 RSD < 3 %	Int ₁ <u>0.0026</u> RSD..... <u>1.12</u> %
Conditions.: max.conc.: 1.7µg/L PMT-voltage: <u>395</u>V		
Blank-solution		Int..... <u>0.0018</u>
with enrichment / FBR 30 ng/L	Int > 0.008 RSD < 3 %	Int ₂ <u>0.0104</u> RSD..... <u>0.59</u> %
Fok.- factor (Int ₂ / Int ₁)	> 3,5	<u>4</u>
Comments		

Mr. Srichai Fak-on -

Signature Technician

Bangkok., 2/06/2022.

Place, Date (DD/MM/YYYY)

สอโศก สาริณธรรม

Signature Customer

06/06/2022

Place, Date (DD/MM/YYYY)



TECHNOLOGY PROMOTION ASSOCIATION (THAILAND-JAPAN)

CALIBRATION AND TESTING EQUIPMENT SERVICES

534/4 PATTANAKARN ROAD SOI 18, SUANLUANG, SUANLUANG BANGKOK 10250

TEL. 0-2717-3000-24 FAX. 0-2719-9484

Cert. No.: 21TM2188

Page.: 1 of 3

Certificate of Calibration

Equipment : Autoclave

Manufacturer : AES Laboratory

Model : Masterclave 528

Serial No. : 34677152

ID No. : BKK_ML0043

Submitted by : ALS Laboratory Group (Thailand) Co.,Ltd.
104 Phatthanakan 40, Phatthanakan Rd.,
Khwaeng Phatthanakan, Khet Suan Luang,
Bangkok 10250 Thailand

Location : Media Preparation Room

Received Order : 1 December 2021

Calibration Date : 1 December 2021

Ambient Temperature : (26 ± 10) °C

Relative Humidity : (50 ± 30) %

Calibrated by : Khit Ruttanaprapachai

REVIEW BY	Sithichokt.
APPROVED BY	
NEXT CAL. DATE	on 10/06/23

Approved by :

Approved Signatory

- (☒) Pornthippa Tameyakul
(☒) Malee Butkruea
(☐) Suwit Imjai

Issue Date : 7 December 2021

The Uncertainties are for a confidence probability of approximately 95%.

This certificate may not be reproduced other than in full, except with the prior written approval of the head of Calibration and Testing Equipment Services.

A 0007203



Equipment : Autoclave
Condition As-Received : Used Item
Reference : 2112-0002OC-2

Cert. No.: 21TM2188

Page.: 2 of 3

Procedure Used :-

Calibration were conducted using in-house calibration procedure CP-OT03 according to direct measurement method with Data Acquisition which connected with Thermocouple Type T

The temperature scale used was based on ITS-90.

Condition of this result of calibration

1. Reference standard instrument:-

<u>Instrument</u>	<u>Model</u>	<u>Serial No.</u>	<u>Cert. No.</u>	<u>Due Date</u>
1) Data Acquisition	34970A	MY44060450	21LM4/1	06 Mar 2022

2. This certificate is valid only to the item calibrated on date and place of calibration.

3. This certification is traceable to the International System of Unit.

4. This result of calibration covers laboratory autoclaves for the sterilization of goods and material which could be infected with organisms categorized as Hazard Group 1, 2 and 3**

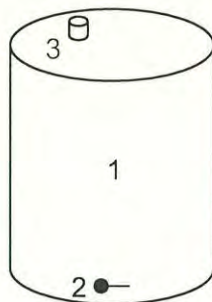
(** = Categorization of pathogens according to hazard and categories of containment, second edition, 1990)

It does not cover autoclaves for use with material infect with organisms in Hazard Group 4, for which complete containment and sterilization of infected condensate is considered to be essential.

This result of calibration does not apply to sterilizers or disinfectors used for medical, dental, pharmaceutical or veterinary purposes which are directly concerned with patient care, or those used for fabrics subjected to sterilization which are required to be dry at the end of cycle.

Result of Calibration :- (*) Without Adjustment

Function of UUC* : Temperature Source



	Environmental		
	(°C)	(%R.H.)	(Volt)
Beginning of Calibration	24	51	220
Finished of Calibration	25	53	221

<u>Position</u>	<u>Description</u>	<u>Ref. Std. ID No.:</u>
1 =	Center of chamber	19-14TC-01
2 =	Temperature sensor	19-14TC-02
3 =	Exhaust port	19-14TC-03

Malu



Equipment : Autoclave
Condition As-Received : Used Item
Reference : 2112-0002OC-2

Cert. No.: 21TM2188

Page.: 3 of 3

Result of Calibration :- (*) Without Adjustment

Operating parameter Set : Temperature = 121.0 °C

Sterilization period = 15 minute

UUC* Setting (°C)	UUC* Reading (°C)	Position	Average* Standard Reading (°C)	Stability (± °C)	Pressure Reading (bar)	Uncertainty (± °C)	Coverage Factor <i>k</i>
121.0	120.7	1	120.792	0.078	1.1	0.75	2
		2	120.674				
		3	120.815				

Average* : The average of 30 values in each position.

Stability : One-half of the greatest maximum difference of measured temperature at any one probe.

UUC* : Unit Under Calibration

Note : The reported uncertainty of measurement was included stability and excluded uniformity .

The reported uncertainty of measurement was based on a standard uncertainty multiplied by a coverage factor *k*, providing a level of confidence of approximately 95 %.

-o0o-

Malu.



TECHNOLOGY PROMOTION ASSOCIATION (THAILAND-JAPAN)
CORPORATE SERVICES 3: EQUIPMENT CALIBRATION AND TESTING SERVICES
534/4 PATTANAKARN ROAD SOI 18, SUANLUANG, SUANLUANG BANGKOK 10250
TEL. 0-2717-3000-27 FAX. 0-2719-9484



Cert. No.: 22TM102

Page.: 1 of 3

Certificate of Calibration

Equipment : Incubator
Manufacturer : SHEL-LAB
Model : 1915A
Serial No. : 0200599
ID No. : BKK_ML0010
Submitted by : ALS Laboratory Group (Thailand) Co.,Ltd.
104 Phatthanakan 40, Phatthanakan Rd.,
Khwaeng Phatthanakan, Khet Suan Luang,
Bangkok 10250 Thailand
Location : Incubation & Micrological Reading
Received Order : 21 January 2022
Calibration Date : 21 January 2022
Ambient Temperature : (26 ± 10) °C
Relative Humidity : (50 ± 30) %
Calibrated by : Krisda Malee

REVIEW BY	Sithichok T.
APPROVED BY	[Signature]
NEXT CAL. DATE	22/07/23

Approved by :

Malee

Approved Signatory

- (☒) Pornthippa Tameyakul
(☒) Malee Butkruea
(☐) Suwit Imjai

Issue Date :

3 February 2022

The Uncertainties are for a confidence probability of approximately 95%

This certificate may not be reproduced other than in full, except with the prior written
Approval of the head of Corporate Services 3 : Equipment Calibration and Testing Services.

A 0037377



Equipment : Incubator
 Condition As-Received : Used Item
 Reference : 2201-0616OC-1

Cert. No.: 22TM102

Page.: 2 of 3

Procedure Used :-

Calibration were conducted using calibration procedure CP-OT02 according to direct measurement method with Data Acquisition which connected with Resistance Temperature Detector (RTD).

The temperature scale used was based on ITS-90.

Condition of this result of calibration

1. Reference standard instrument:-

Instrument	Model	Serial No.	Cert. No.	Due Date
1) Data Acquisition	34972A	MY57013711	21LM7	16 Jun 2022

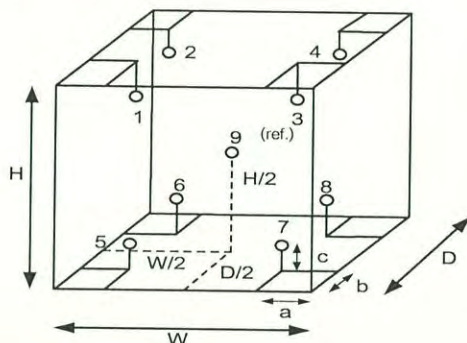
2. This certificate is valid only to the item calibrated on date and place of calibration.

3. This certification is traceable to the International System of Unit.

Result of Calibration :- (*) Without Adjustment

Function of UUC* : Temperature Source

Fresh air setting : Close



Environment during calibration		
	Beginning	Finished
Temp. (°C)	26	25
REL.Humid. (%)	53	54
AC Supply (Volt)	220	221

Position :	Ref. Std. ID No.:
1	18-18RTD-01
2	18-18RTD-02
3	18-18RTD-03
4	18-18RTD-04
5	18-18RTD-05
6	18-18RTD-06
7	18-18RTD-07
8	18-18RTD-08
9 (ref.)	18-18RTD-09

Probe Installation Details :

a = 10 cm
 b = 10 cm
 c = 10 cm

Dimension of Chamber :

D = 0.90 m
 W = 0.75 m
 H = 1.2 m
 Capacity = 0.81 m³

Malu .



Equipment : Incubator
Condition As-Received : Used Item
Reference : 2201-0616OC-1
Result of Calibration :- (*) Without Adjustment
Function of UUC* : Temperature Source
Fresh air setting : Close

Cert. No.: 22TM102

Page.: 3 of 3

Calibration Point (°C)	UUC* Setting (°C)	UUC* Reading (°C)	Temperature stability (± °C)	Temperature uniformity (°C)	Overall Variation (°C)	Uncertainty (± °C)	Coverage Factor <i>k</i>
35.0	35.0	35.0	0.043	0.41	0.42	0.30	2

Calibration Point (°C)	Measured Temperature (°C)								
	Position								
	1	2	3	4	5	6	7	8	9 (ref.)
35.0	34.801	34.868	34.862	35.012	35.040	35.010	35.084	35.040	35.178

Average* : The average of 30 values in each position.

Temperature stability : One-half of the greatest maximum difference of measured temperature at any one sensor.

Temperature uniformity : The maximum difference of measured temperatures at any sensors and the measured temperature at the reference location which are observed at the same time or at as close an observation time as possible to determine the temperature pattern or homogeneity within the chamber under steady-state conditions.

Overall Variation : The Difference of the maximum and minimum measured temperatures throughout observation.

UUC* : Unit Under Calibration

Note : The reported uncertainty of measurement was included stability and excluded uniformity .

The reported uncertainty of measurement was based on a standard uncertainty multiplied by a coverage factor *k*, providing a level of confidence of approximately 95 %.

-o0o-

Mahu.



TECHNOLOGY PROMOTION ASSOCIATION (THAILAND-JAPAN)
CORPORATE SERVICES 3: EQUIPMENT CALIBRATION AND TESTING SERVICES
534/4 PATTANAKARN ROAD SOI 18, SUANLUANG, SUANLUANG BANGKOK 10250
TEL. 0-2717-3000-27 FAX. 0-2719-9484



Cert. No.: 21TM1101

Page.: 1 of 3

Certificate of Calibration

Equipment : Hot Air Oven
Manufacturer : Binder
Model : ED240/E2
Serial No. : 00-15533
ID No. : BKK_ML0013
Submitted by : ALS Laboratory Group (Thailand) Co.,Ltd.
104 Phatthanakan 40, Phatthanakan Rd.,
Khwaeng Phatthanakan, Khet Suan Luang,
Bangkok 10250 Thailand
Location : Media Preparation Room
Received Order : 7 June 2021
Calibration Date : 7 June 2021
Ambient Temperature : (26 ± 10) °C
Relative Humidity : (50 ± 30) %
Calibrated by : Preecha Hlahib

REVIEW BY	Sithichok T.
APPROVED BY	[Signature]
NEXT CAL. DATE	6/12/22

Approved by :

Malee

Approved Signatory

- () Pornthippa Tameyakul
(☒) Malee Butkruea
() Suwit Imjai

Issue Date :

21 June 2021

The Uncertainties are for a confidence probability of approximately 95%

This certificate may not be reproduced other than in full, except with the prior written
Approval of the head of Corporate Services 3 : Equipment Calibration and Testing Services.

A 0029135



Equipment : Hot Air Oven
Condition As-Received : Used Item
Reference : 2106-0101OC-2

Cert. No.: 21TM1101

Page.: 2 of 3

Procedure Used :-

Calibration were conducted using calibration procedure CP-OT02 according to direct measurement method with Data Acquisition which connected with Thermocouple Type T.

The temperature scale used was based on ITS-90.

Condition of this result of calibration

1. Reference standard instrument:-

Instrument	Model	Serial No.	Cert. No.	Due Date
1) Data Acquisition	34972A	MY57013823	21LM3	26 Feb 2022

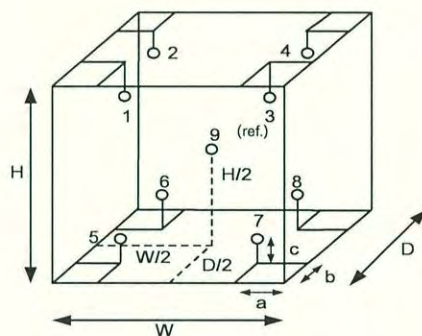
2. This certificate is valid only to the item calibrated on date and place of calibration.

3. This certification is traceable to the International System of Unit.

Result of Calibration :- (*) Without Adjustment

Function of UUC* : Temperature Source

Fresh air setting : Close



Environment during calibration		
	Beginning	Finished
Temp. (°C)	26	27
REL.Humid. (%)	65	72
AC Supply (Volt)	220	222

Position :	Ref. Std. ID No.:
1	19-17TC-01
2	19-17TC-02
3	19-17TC-03
4	19-17TC-04
5	19-17TC-05
6	19-17TC-06
7	19-17TC-07
8	19-17TC-08
9 (ref.)	19-17TC-09

Probe Installation Details :

a = 5.0 cm
b = 5.0 cm
c = 5.0 cm

Dimension of Chamber :

D = 0.50 m
W = 0.80 m
H = 0.60 m
Capacity = 0.24 m³

make .



Equipment : Hot Air Oven
Condition As-Received : Used Item
Reference : 2106-0101OC-2
Result of Calibration :- (*) Without Adjustment
Function of UUC* : Temperature Source

Cert. No.: 21TM1101
Page.: 3 of 3

Calibration Point (°C)	UUC* Setting (°C)	UUC* Reading (°C)	Temperature stability (± °C)	Temperature uniformity (°C)	Overall Variation (°C)	Uncertainty (± °C)	Coverage Factor <i>k</i>
180	180	180	0.67	2.4	3.3	1.5	2

Calibration Point (°C)	Measured Temperature (°C)								
	Position								
	1	2	3	4	5	6	7	8	9 (ref.)
180	179.315	181.249	178.684	180.035	179.941	180.511	178.429	180.268	179.065

Average* : The average of 30 values in each position.

Temperature stability : One-half of the greatest maximum difference of measured temperature at any one sensor.

Temperature uniformity : The maximum difference of measured temperatures at any sensors and the measured temperature at the reference location which are observed at the same time or at as close an observation time as possible to determine the temperature pattern or homogeneity within the chamber under steady-state conditions.

Overall Variation : The Difference of the maximum and minimum measured temperatures throughout observation.

UUC* : Unit Under Calibration

Note : The reported uncertainty of measurement was included stability and excluded uniformity .

The reported uncertainty of measurement was based on a standard uncertainty multiplied by a coverage factor *k*, providing a level of confidence of approximately 95 %.

-o0o-

Malu



TECHNOLOGY PROMOTION ASSOCIATION (THAILAND-JAPAN)
CORPORATE SERVICES 3: EQUIPMENT CALIBRATION AND TESTING SERVICES
534/4 PATTANAKARN ROAD SOI 18, SUANLUANG, SUANLUANG BANGKOK 10250
TEL. 0-2717-3000-27 FAX. 0-2719-9484



Cert. No.: 21TM1100

Page.: 1 of 3

Certificate of Calibration

Equipment : Water Bath

Manufacturer : Memmert

Model : WNE 45

Serial No. : L712.0409

ID No. : BKK_ML0056

Submitted by : ALS Laboratory Group (Thailand) Co.,Ltd.
104 Phatthanakan 40, Phatthanakan Rd.,
Khwaeng Phatthanakan, Khet Suan Luang ,
Bangkok 10250 Thailand

Location : Incubator & Microbiological Reading

Received Order : 7 June 2021

Calibration Date : 7 June 2021

Ambient Temperature : (26 ± 10) °C

Relative Humidity : (50 ± 30) %

Calibrated by : Preecha Hlahib

REVIEW BY	Sithidokt
APPROVED BY	
NEXT CAL. DATE	7/6/22

Approved by : Malee Butkruea
Approved Signatory

- () Pornthippa Tameyakul
() Malee Butkruea
() Suwit Imjai

Issue Date : 21 June 2021

The Uncertainties are for a confidence probability of approximately 95%

This certificate may not be reproduced other than in full, except with the prior written
Approval of the head of Corporate Services 3 : Equipment Calibration and Testing Services.

A 0029374



Equipment : Water Bath
Condition As-Received : New Item
Reference : 2106-0101OC-1

Cert. No.: 21TM1100

Page.: 2 of 3

Procedure Used :-

Calibration were conducted using in-house calibration procedure CP-OT04 according to direct measurement method with Data Acquisition which connected with Industrial Platinum Resistance Thermometer (IPRT).

The temperature scale used was based on ITS-90.

Condition of this result of calibration

1. Reference standard instrument:-

<u>Instrument</u>	<u>Model</u>	<u>Serial No.</u>	<u>Cert. No.</u>	<u>Due Date</u>
1) Data Acquisition	34972A	MY57013823	21LM3	26 Feb 2022

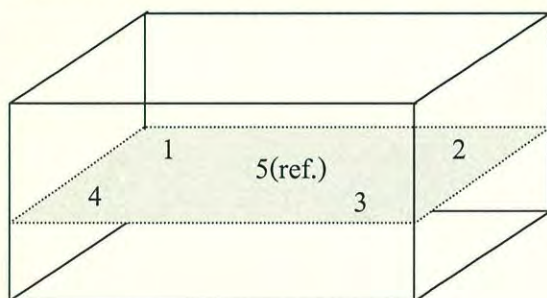
2. This certificate is valid only to the item calibrated on date and place of calibration.

3. This certification is traceable to the International System of Unit.

Result of Calibration :- (*) Without Adjustment

Function of UUC* : Temperature Source

	Environmental		AC Voltage Supply
	(°C)	(%R.H.)	(Volt)
Beginning of Calibration	23	57	220
Finished of Calibration	23	59	221



Front

Position :	Ref. Std. S/N.:
1	4804539-006
2	4804539-007
3	4804539-008
4	4804539-009
5(ref.)	4804539-010

Malu



Equipment : Water Bath
Condition As-Received : New Item
Reference : 2106-0101OC-1
Result of Calibration :- (*) Without Adjustment
Function of UUC* : Temperature Source

Cert. No.: 21TM1100

Page.: 3 of 3

Calibration point (°C)	UUC* Setting (°C)	UUC* Reading (°C)	Average* Standard Reading (°C)				
			Position				
			1	2	3	4	5 (ref.)
44.5	44.5	44.5	44.546	44.494	44.484	44.510	44.528

Calibration point (°C)	Uniformity (°C)	Stability (± °C)	Uncertainty (± °C)	Coverage Factor <i>k</i>
44.5	0.076	0.025	0.15	2

Average* : The average of 30 values in each position.

Uniformity : The maximum difference of measured temperatures at any sensors and the measured temperature at the reference location which are observed at the same time or at as close an observation time as possible to determine the temperature pattern or homogeneity within the chamber under steady-state conditions.

Stability : One-half of the greatest maximum difference of measured temperature at any one probe.

UUC* : Unit Under Calibration

Note : The reported uncertainty of measurement was included stability and excluded uniformity.

The reported uncertainty of measurement was based on a standard uncertainty multiplied by a coverage factor *k*, providing a level of confidence of approximately 95 %.

-o0o-

Malu.



TECHNOLOGY PROMOTION ASSOCIATION (THAILAND-JAPAN)
CORPORATE SERVICES 3: EQUIPMENT CALIBRATION AND TESTING SERVICES
534/4 PATTANAKARN ROAD SOI 18, SUANLUANG, SUANLUANG BANGKOK 10250
TEL. 0-2717-3000-27 FAX. 0-2719-9484



Cert. No.: 22TM677

Page.: 1 of 3

Certificate of Calibration

Equipment : Water Bath
Manufacturer : Memmert
Model : WNE 45
Serial No. : L712.0429
ID No. : BKK_ML0056
Submitted by : ALS Laboratory Group (Thailand) Co.,Ltd.
104 Phatthanakan 40, Phatthanakan Rd.,
Khwaeng Phatthanakan, Khet Suan Luang ,
Bangkok 10250 Thailand
Location : Incubator & Microbiological Reading
Received Order : 20 May 2022
Calibration Date : 20 May 2022
Ambient Temperature : (26 ± 10) °C
Relative Humidity : (50 ± 30) %

Calibrated by : Preecha Hlahib

Approved by :


Approved Signatory

- () Pornthippa Tameyakul
() Malee Butkruea
(☒) Suwit Imjai

Issue Date : 24 May 2022

The Uncertainties are for a confidence probability of approximately 95%

This certificate may not be reproduced other than in full, except with the prior written
Approval of the head of Corporate Services 3 : Equipment Calibration and Testing Services.

A 0041433



Equipment : Water Bath
Condition As-Received : Used Item
Reference : 2205-0404OC-1

Cert. No.: 22TM677

Page.: 2 of 3

Procedure Used :-

Calibration were conducted using in-house calibration procedure CP-OT04 according to direct measurement method with Data Acquisition which connected with Industrial Platinum Resistance Thermometer (IPRT).

The temperature scale used was based on ITS-90.

Condition of this result of calibration

1. Reference standard instrument:-

Instrument

Model

Serial No.

Cert. No.

Due Date

1) Data Acquisition

34972A

MY57013823

22LM24

26 Feb 2023

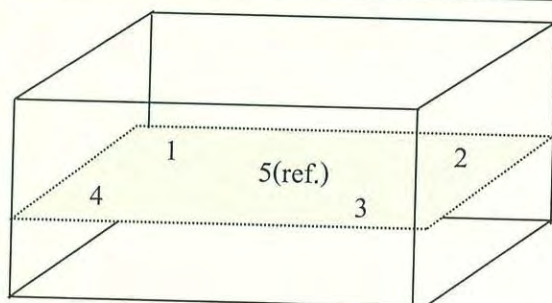
2. This certificate is valid only to the item calibrated on date and place of calibration.

3. This certification is traceable to the International System of Unit.

Result of Calibration :- (*) Without Adjustment

Function of UUC* : Temperature Source

	Environmental		AC Voltage Supply (Volt)
	(°C)	(%R.H.)	
Beginning of Calibration	24	47	220
Finished of Calibration	24	52	221



Front

Position :	Ref. Std. S/N.:
1	4804539-006
2	4804539-007
3	4804539-008
4	4804539-009
5(ref.)	4804539-010

Signature



Equipment : Water Bath
Condition As-Received : Used Item
Reference : 2205-0404OC-1
Result of Calibration :- (*) Without Adjustment
Function of UUC* : Temperature Source

Cert. No.: 22TM677

Page.: 3 of 3

Calibration point (°C)	UUC* Setting (°C)	UUC* Reading (°C)	Average* Standard Reading (°C)				
			Position				
			1	2	3	4	5 (ref.)
44.5	44.4	44.4	44.539	44.497	44.476	44.506	44.507

Calibration point (°C)	Uniformity (°C)	Stability (± °C)	Uncertainty (± °C)	Coverage Factor <i>k</i>
44.5	0.068	0.030	0.15	2

Average* : The average of 30 values in each position.

Uniformity : The maximum difference of measured temperatures at any sensors and the measured temperature at the reference location which are observed at the same time or at as close an observation time as possible to determine the temperature pattern or homogeneity within the chamber under steady-state conditions.

Stability : One-half of the greatest maximum difference of measured temperature at any one probe.

UUC* : Unit Under Calibration

Note : The reported uncertainty of measurement was included stability and excluded uniformity.

The reported uncertainty of measurement was based on a standard uncertainty multiplied by a coverage factor *k*, providing a level of confidence of approximately 95 %.

-o0o-

Unit



Agilent 5110 and 5100 ICP-OES Preventive Maintenance Checklist

Agilent Preventive Maintenance provides factory recommended service for your analytical systems to assure reliable operation and the accuracy of your results. Delivered by highly-trained and certified service engineers using genuine Agilent parts and supplies, Agilent Preventive Maintenance provides everything you need to reduce unplanned downtime and keep your systems operating at their peak.

For more information about Agilent Technologies services please visit our web site using the following URL <http://www.agilent.com/en-us/services/analytical-instrument-services>

Customer Information

- Customers should provide all necessary operating supplies upon request of the engineer.
- For customers using HF applications, the instrument should be returned to its standard sample introduction system.
- A customer representative should be available to the engineer while performing the preventive maintenance procedures.
- Any parts, not included in the Parts Lists section of this document, are not part of the recommended Preventive Maintenance service, nor are they included in the price of this service.
- If a system requires the use of additional or special procedures and/or parts for the instrument service, then these must be ordered separately and charged as a repair, which may incur additional

Service Engineer's Responsibilities

- Only complete/printout pages that relate to the system being serviced.
- Complete empty fields with the relevant information.
- Complete the relevant checkboxes in the checklist using a "X" or tick mark "✓" in the checkbox.
- Complete Not Applicable check boxes to indicate services not delivered, as needed.
- Complete the PM service in the order of the tasks listed.
- Complete the Service Review section together with the customer.

REVIEW BY	<i>Shanath L.</i>
APPROVED BY	<i>Soumitra N.</i>
NEXT CAL. DATE	<i>2/3/2022</i>

**Agilent 5110 and 5100 ICP-OES
Preventive Maintenance Checklist****System Information**

Instrument system name and ID	ICP 5100 / G 8010A.
Instrument system site and location	ALS / Laboratory 2 nd Floor
List system component product numbers	List the serial numbers of each component
1. G 8010A	1. MY16010005
2. G 8410A	2. AU15440764
3. G 3292	3. 2008-00159
4.	4.
5.	5.
6.	6.
7.	7.
8.	8.
9.	9.
10.	10.

ICP-OES Configuration table	Circle the type or write in the type if other
Nebulizer Type	SeaSpray OneNeb other
Spray Chamber	Cyclonic Single Pass Cyclonic Double Pass other
Torch	Radial Dual View other
Injector Diameter	2.4mm 1.8mm 1.4mm 0.8mm other
Injector Material	Quartz Ceramic other

Agilent 5110 and 5100 ICP-OES Preventive Maintenance Checklist

General Preparation

- ☒ Discuss any specific questions or issues with the customer prior to starting.
- ☒ Review the instrument logbook.
- ☒ Perform general external inspection of system for cleanliness.
- ☒ Check for proper installation of safety-related parts, assemblies, sensors etc.
- ☒ Check for required firmware/software updates and verify with customers if they would like it installed.
- ☒ For HF application systems, if standard sample introduction system was not installed, ask the customer to install it. *N/A*
- ☒ Run Instrument Performance test and record results in Instrument Performance Test Results Table - Pre PM.

Inspect and clean the system

- ☒ Look for any obvious external damage or problems.
- ☒ Inspect water cooling hoses, gas lines and power cord for excessive wear or damage.
- ☒ Perform a general internal inspection of the system for excessive dust accumulation, clean if necessary.
- ☒ Inspect sample introduction components and record any required maintenance in the Service Engineer Comments and notify the customer as the required actions required.
- ☒ Record the instrument operating conditions in the ICP-OES Status Results Table.
- ☒ Replace the polychromator purge filter.
- ☒ Replace the radial pre-optics window
- ☒ Replace the axial pre-optics window for SVDV and VDV instruments.
- ☒ Check exhaust flow for the correct positive extraction at the exhaust duct to insure they meet minimum specifications.
- ☒ Replace air inlet dust filter.
- ☒ Replace high capacity air inlet dust filter element if installed. *N/A*
- ☒ Remove and clean instrument water inlet filter.

G8481A Cooling water system

- ☐ **Section NOT Applicable**
- ☒ Drain cooling fluid and remove any particles from the chiller reservoir
- ☒ Remove, clean and reinstall water inlet metal mesh filter.
- ☒ Re fill with Polyclear cooling fluid.
- ☒ Clean the cooling system Air filter and the condenser by compressed air or vacuum cleaner.



Agilent 5110 and 5100 ICP-OES Preventive Maintenance Checklist

SPS 3 Auto Sampler

- ☒ **Section NOT Applicable**
- ☐ Power cycle the autosampler and verify successful initialization.
- ☐ Inspect X and Z axis belts for wear. Replace is necessary.
- ☐ Clean X and Z axis slide shafts.
- ☐ Using customer's racks and the Agilent software move the sample probe to the 4 outermost corners and rinse port, ensure that the probe is approximately centered in the vial.

SPS 4 Auto Sampler

- ☐ **Section NOT Applicable**
- ☒ Clean the spill tray, rack location mat, end frames and chassis with a damp soft cloth and diluted mild detergent.
- ☒ Clean the auto sampler cover panels, if cover kit is installed, with domestic window cleaner
- ☒ Check the X-axis and Z-axis drive belts for cracks, splits, damaged teeth, excessive fraying, color changes or degradation from fumes.
- ☒ Check the X-axis, Theta-axis and Z-axis FFC cables for cracks, incorrect positioning, damaged edges or damaged connectors.
- ☒ Pump Tubing Replacement. Replace peristaltic pump tubing. Replace all tubing that goes from the rinse station to the pump and from the pump to the waste/rinse bottles

AVS 4, 6, 7 (AVS 8)

- ☐ **Section NOT Applicable**
- ☒ Replace valve rotor seal *cleaned rotor seal.*
- ☒ Check fittings for signs of leaks
- ☒ Check tubing including autosampler tubing for kinks or excessive wear
- ☐ Check high flow pump for signs of leaks

Instrument Adjustment

- ☒ Check position of Zn peak, adjust if required.
- ☒ Check Argon Ratio, adjust to specified value if required.
- ☒ Perform Detector Calibration.
- ☒ Perform Instrument Calibration.
- ☒ Run Instrument Performance Test and record results in Instrument Performance Test Results Table - Post PM.
- ☒ For systems using ICP Expert version 7.3 and above run the following Instrument tests and record the result in the Instrument Test Results Table
 - ☒ Subsystem Communications Test
 - ☒ Air Flow

**Agilent 5110 and 5100 ICP-OES
Preventive Maintenance Checklist**

- ☒ Water Flow
- ☒ Gas Flows
- ☒ RF Generator
- ☒ Camera Test
- ☒ Optics Test
- ☒ Nebulizer Test

Instrument Performance Test Results Table

Note: These measurements do not form part of any specification and are for reference only.

	Pre PM Sensitivity Check		Post PM Sensitivity Check	
	Radial	Axial *	Radial	Axial*
Zn 213.857 nm SRBR	3499.3	7519.6	4698.5	9248.3
Mn 257.610 nm SRBR	10549.1	82751.3	15474.9	26056.4
Al 396.152 nm SBR	7.2	14.2	14.5	18.0
K 766.491 nm SBR	3.8	30.8	6.6	35.6

* Axial result is not applicable for G8016AA, G8012AA Radial View instruments.

Instrument Test Results Table

Note: The Instrument Test results are for systems using ICP Expert version 7.3 and above only.

Instrument Test	Result
Subsystem Communications Test	pass
Air Flow	pass
Water Flow	pass
Gas Flows	pass
RF Generator	pass
Camera Test	pass
Optics Test	pass
Nebulizer test	pass

Agilent 5110 and 5100 ICP-OES Preventive Maintenance Checklist

ICP-OES Status Results Table

Note: These measurements do not form part of any specification and are for reference only.

Measurement	Standby Mode		Plasma On	
Mains Voltage	213.5	VAC	213.5	VAC
Mains Current	0.100	A	0.114	A
Instrument Temperature	25.0	°C	25.0	°C
RF Air Flow (sensor speed)	9.0	Hz	17.0	Hz
Plasma Exhaust Temperature	No measurement		71.2	°C
Water Flow Oscillator	No measurement		1.37	L/min
Water Flow Detector	1.31	L/min	1.28	L/min
Water Inlet Temperature	18.8	°C	18.8	°C
Polychromator Temperature	35.0	°C	35.0	°C
CCD Temperature	-39.9	°C	-39.9	°C
Thermal Stabilizer	35.0	°C	35.0	°C
Argon Supply Pressure	630.51	kPa	584.30	kPa
Purge Gas Supply Pressure*1	670.70	kPa	615.13	kPa
Option Gas Supply Pressure*1	8.23	kPa	8.22	kPa
Nebulizer Flow	No measurement		0.65	L/min
Nebulizer Back Pressure	No measurement		273	kPa
Plasma Gas Flow	No measurement		11.95	L/min
Auxiliary Gas Flow	No measurement		1.00	L/min
RF Power	No measurement		1297	W
RF Supply Current	No measurement		8.49	A
RF Supply Voltage	No measurement		204	V

*1 If option installed

Agilent 5110 and 5100 ICP-OES Preventive Maintenance Checklist

ICP-OES Parts List Table

Part description	Part Number	Product /Model # where used	Quantity Consumed
Axial Pre-Optic Window	G8010-68014	G8010A, G8011A, G8014A/G8015A	1
Radial Pre-Optic Window	G8010-68015	All	1
Polyclear Cooling Fluid	G3292-80010	G8481A	
Purge Gas Filter	G8010-60136	All	1
Air inlet filter	G8000-68002	All	1
High Capacity Air Filter	G8010-60189	Optional	
Rotor seal for 6-7 port valve for AVS6/7	G8494-60002	G8494A/G8495	
Rotor seal for 4 port valve for AVS4	G8493-60002	G8493A	
Rinse solution to rinse station 2.5mm id x 1m	G8410-80123	SPS 4	
Barb connector 2.5mm-1.5mm ID	G8410-80124	SPS 4	
PVC waste tubing, 8mm od x 5mm id, 2m	G8410-80122	SPS 4	
Additional Parts may be required from engineers stock:			
X axis drive belt	5410047500	SPS 3	
Z axis drive belt	5410047400	SPS 3	
Peristaltic pump tubing, PVC SolvaFlex, 3 bridged,	3710049000	SPS 4	

Restore system

For HF applications, ask the customer to reinstall their sample introduction system.

Leave system in an idle state: on and purging.

Guidance: If the PM service is performed prior to a qualification service, then use the qualification procedure as a guide for final instrument set up and checkout.

Service Review

- ☒ Affix the PM sticker to the system or instrument logbook based on the customer's request.
- ☒ Complete the Service Engineer Comments section below if there are additional comments.



**Agilent 5110 and 5100 ICP-OES
Preventive Maintenance Checklist**

- ☐ Review the service and any test results with the customer.
- ☒ If the Instrument firmware was updated, record the details of the change in the Service Engineer's Comments box below or if necessary, in the customer's IQ records.

Service Engineer Comments (optional)

If there are any specific points you wish to note as part of performing the installation or other items of interest for the customer, please write in this box.

Other Important Customer Web Links

How to get information on your product:

- ☒ Literature Library - <http://www.agilent.com/en-us/products/icp-oes/icp-oes-systems/5110-icp-oes#literature>
- ☒ Need to know more? - <http://www.agilent.com/crosslab/university/>
- ☒ Need technical support, FAQs? - <http://www.agilent.com/en-us/support/landing/icp-oes>
- ☒ Need supplies? - www.agilent.com/chem/supplies

Service Completion

Service request number 6004244009 Date service completed 3 MAR 2021

Agilent signature Noravit T. Customer signature Thitama B.

Document part number: G8014-90075

Report Summary

Instrument Model	Agilent 5100/5110 SVDV ICP-OES
Instrument ID	G8010A/G8014A
Instrument Serial Number	MY16010005
Software Version	7.3.0.8799
Firmware Version	3354
Tested By	Khunphol Test
Test Completed On	2/26/2020 1:54:10 PM

Result Summary

Subsystem Communications Test	Pass
Air Flow Test	Pass
Water Flow Test	Pass
Gas Flows Test	Pass
RF Generator Test	Pass
Camera Test	Pass
Optics Test	Pass
Advanced Valve System Test	Skipped
Resolution Test	Pass
Sensitivity Test	Pass
Precision Test	Pass

Subsystem Communications Test	Pass
--------------------------------------	-------------

Air Flow Test	Pass
----------------------	-------------

30% Air Flow (relative speed)	75% Air Flow (relative speed)
12.00	17.00

Water Flow Test	Pass
------------------------	-------------

RF Water Flow(L/min)	Camera Water Flow (L/min)	Water Inlet Temperature (°C)
1.37	1.23	16.56

Gas Flows Test**Pass**

Nebulizer Target Flow	Actual Flow	Back Pressure	Auxiliary Target Flow	Actual Flow	Back Pressure
0.70	0.71	268.83	2.00	1.99	129.22
Makeup Target Flow	Actual Flow	Back Pressure	Plasma Target Flow	Actual Flow	Back Pressure
2.00	1.99	129.75	18.00	17.89	25.93

RF Generator Test**Pass**

RF Power Supply Test	Passed
RF Power Supply (V)	147.047
RF Oscillator Test	Passed
RF Oscillator Frequency (MHz)	25.739
Work Coil Current (A)	45.707
RF Power Supply Current (A)	2.000

Camera Test**Pass**

	Integration Time (ms)	Standard Deviation	Status
Electronic Offset Test	1000	6.826	Passed
Dark Current Test	6000	0.907	Passed
Array Test	5	0.021	Passed
Linearity Test		0.019	Passed

Optics Test**Pass**

	Radial	Axial	SVDV
Intensity	2511179	3116480	2761652
Wavelength	737.212	737.212	737.212

Resolution Test**Pass**

Element Wavelength	Specification	Width
N (174.213 nm)	≤ 9.40	7.81
As (188.980 nm)	≤ 8.20	6.43
C (193.027 nm)	≤ 11.50	8.89
Mo (202.032 nm)	≤ 8.20	6.57
Cr (206.158 nm)	≤ 13.40	10.30
Zn (213.857 nm)	≤ 8.70	7.30
Pb (220.353 nm)	≤ 9.50	7.46
Co (228.615 nm)	≤ 17.20	12.45
Ba (230.424 nm)	≤ 9.40	7.80
Mn (257.610 nm)	≤ 13.30	9.84
Mn (260.568 nm)	≤ 20.30	14.96
Cr (267.716 nm)	≤ 11.00	8.59
Cu (324.754 nm)	≤ 25.00	18.91
Cu (327.395 nm)	≤ 14.20	11.71
Sr (338.071 nm)	≤ 33.50	24.92
Ba (455.403 nm)	≤ 44.00	33.60
Sr (460.733 nm)	≤ 36.00	22.33
Ba (493.408 nm)	≤ 36.00	25.84
Ba (614.171 nm)	≤ 42.00	28.46
Ar (675.283 nm)	≤ 74.00	62.25
K (766.491 nm)	≤ 80.00	62.92

Sensitivity Test**Pass****Radial**

Element Wavelength	Specification	Method	Ratio	Standard	Blank
As (188.980 nm)	≥ 46.0	SRBR	140.3	1345.0	81.1
Se (196.026 nm)	≥ 41.0	SRBR	93.8	1002.9	94.0
Zn (213.857 nm)	≥ 1421.0	SRBR	3088.3	41760.0	181.3
Pb (220.353 nm)	≥ 46.0	SRBR	152.2	1912.7	136.2
Mn (257.610 nm)	≥ 3518.0	SRBR	9845.4	176791.9	321.3
Al (396.152 nm)	≥ 3.4	SBR	11.6	28224.8	2241.9
Ba (493.408 nm)	≥ 34.0	SBR	174.8	1519375.4	8640.4
K (766.491 nm)	≥ 1.8	SBR	5.5	77052.1	11908.3

Axial

Element Wavelength	Specification	Method	Ratio	Standard	Blank
As (188.980 nm)	≥ 208.0	SRBR	414.4	7602.5	309.7
Se (196.026 nm)	≥ 159.0	SRBR	293.9	5929.0	359.1
Zn (206.200 nm)	≥ 234.0	SRBR	1170.3	17869.8	227.3
Zn (213.857 nm)	≥ 1743.0	SRBR	6593.5	185102.7	781.5
Cd (214.439 nm)	≥ 4227.0	SRBR	5666.0	118353.0	433.1
Pb (220.353 nm)	≥ 320.0	SRBR	406.7	10163.0	557.9
Mn (257.610 nm)	≥ 10625.0	SRBR	21673.9	776712.2	1280.0
Cr (267.716 nm)	≥ 1048.0	SRBR	4387.7	186495.1	1772.4
Cu (324.754 nm)	≥ 19.0	SBR	44.6	208221.0	4563.9
Al (396.152 nm)	≥ 6.0	SBR	18.2	161098.6	8401.5
Ba (493.408 nm)	≥ 60.0	SBR	216.7	7047159.1	32366.9
K (766.491 nm)	≥ 24.0	SBR	43.4	1586217.0	35725.8

Precision Test**Pass****Radial**

Element Wavelength	Specification	Measured Value % RSD
As (188.980 nm)	≤ 2.60	0.67
Se (196.026 nm)	≤ 2.60	0.92
Zn (213.857 nm)	≤ 1.50	0.45
Pb (220.353 nm)	≤ 2.60	0.76
Mn (257.610 nm)	≤ 1.50	0.49
Al (396.152 nm)	≤ 1.50	0.38
Ba (493.408 nm)	≤ 1.50	0.58
K (766.491 nm)	≤ 1.50	0.38

Axial

Element Wavelength	Specification	Measured Value % RSD
As (188.980 nm)	≤ 1.50	0.36
Se (196.026 nm)	≤ 1.50	0.53
Zn (206.200 nm)	≤ 1.50	0.30
Zn (213.857 nm)	≤ 1.50	0.55
Cd (214.439 nm)	≤ 1.50	0.54
Pb (220.353 nm)	≤ 1.50	0.53
Mn (257.610 nm)	≤ 1.50	0.83
Cr (267.716 nm)	≤ 1.50	0.59
Cu (324.754 nm)	≤ 1.50	0.52
Al (396.152 nm)	≤ 1.50	0.50
Ba (493.408 nm)	≤ 1.50	1.04
K (766.491 nm)	≤ 1.50	1.21

Certificate No. T202398

Page 1 of 6

Certificate of Calibration

Equipment : Hot Block
Manufacturer : Environmental Express

Model : SC 196

Serial No. : 6974CECW3285

Customer Code : BKK_EL0054

ID No. : T5306A3

Customer : ALS Laboratory Group (Thailand) Co.,Ltd.

104 Phatthanakan 40, Phatthanakan Rd., Khwaeng Phatthanakan,
Khet Suan Luang, Bangkok 10250



Customer Location : Acid Digestion Lab

Date of Receipt : 12 November 2020

Calibrated By : Watcharapon Songthong (Technician)

Approved By :  / Boonchai Suriyawong (Site Calibration Manager)

Date of Issue : 27 NOV 2020

REVIEW BY	
APPROVED BY	
NEXT CAL. DATE	18/05/22

The uncertainties are for a confidence probability of approximately 95%.

This Certificate is issued in accordance with the conditions of accreditation granted by the Thai Laboratory Accreditation Scheme which has assessed the measurement capability of the laboratory and its traceability to recognized national standards and to the units of measurement realized at the corresponding national standard laboratory. This certificate may not be reproduced other than in full except with the prior written approval of the Metrological Center.



Metrological Center

SCI ECO Services Company Limited

33/2 Moo 3, T.Banpa, A.Kaengkhoi, Saraburi 18110

Telephone : +66 2 586 5792-4 Fax : +66 2 586 5109

Website : www.scieco.co.th

E-Mail : calibrate@scg.co.th

Certificate No. T202398

Page 2 of 6

Calibration Report

Equipment : Hot Block
Date of Calibration : 17 November 2020
Environment : Temperature 20.0-20.3 °C
Line Voltage 224.2-227.8 V

Condition of this results of test. :

1. This instrument was calibrated by insert 20 standard thermocouples type T into its chamber and test according to WI-T20. All data show below were final values and the initial data may be obtained upon request.
The temperature scale used was based on ITS - 90.

2. Reference Standard Instrument :

Instrument	Model	Instrument No.	Certificate No.	Due Date
TC	TYPE T	TN21-TN30	T202319	30 October 2021
TC	TYPE T	TN31-TN40	T202319	30 October 2021
DATA LOGGER	34970A	T151	T202319	30 October 2021

3. This certificate is traceable to :

National Institute of Metrology (Thailand) through Metrological Center (NSC-TISI-TIS 17025 CALIBRATION 0244.)

4. Condition of calibrated item : good

UUC Description :

Time Constant 1 Hour 30 Minute At 95 °C
Fresh Air Damper ☐ Open ☐ Min ☐ Medium ☐ Max
☐ Close
☒ Not Available

5. Result of test :

(X) without adjustment

() after adjustment

Approved By. Seem Lom

Certificate No. T202398

Page 3 of 6


Calibration Report

<input type="radio"/>	<input type="radio"/>	<input type="radio"/>	<input type="radio"/>	<input type="radio"/>	<input type="radio"/>	<input type="radio"/>	<input type="radio"/>	<input type="radio"/>	<input type="radio"/>	<input type="radio"/>	<input type="radio"/>
<input type="radio"/>	<input type="radio"/>	<input type="radio"/>	<input type="radio"/>	<input type="radio"/>	<input type="radio"/>	<input type="radio"/>	<input type="radio"/>	<input type="radio"/>	<input type="radio"/>	<input type="radio"/>	<input type="radio"/>
<input type="radio"/>	<input type="radio"/>	<input type="radio"/>	<input type="radio"/>	<input type="radio"/>	<input type="radio"/>	<input type="radio"/>	<input type="radio"/>	<input type="radio"/>	<input type="radio"/>	<input type="radio"/>	<input type="radio"/>
<input type="radio"/>	<input type="radio"/>	<input type="radio"/>	<input type="radio"/>	<input type="radio"/>	<input type="radio"/>	<input type="radio"/>	<input type="radio"/>	<input type="radio"/>	<input type="radio"/>	<input type="radio"/>	<input type="radio"/>
<input type="radio"/>	<input type="radio"/>	<input type="radio"/>	<input type="radio"/>	<input type="radio"/>	<input type="radio"/>	<input type="radio"/>	<input type="radio"/>	<input type="radio"/>	<input type="radio"/>	<input type="radio"/>	<input type="radio"/>
<input type="radio"/>	<input type="radio"/>	<input type="radio"/>	<input type="radio"/>	<input type="radio"/>	<input type="radio"/>	<input type="radio"/>	<input type="radio"/>	<input type="radio"/>	<input type="radio"/>	<input type="radio"/>	<input type="radio"/>
<input type="radio"/>	<input type="radio"/>	<input type="radio"/>	<input type="radio"/>	<input type="radio"/>	<input type="radio"/>	<input type="radio"/>	<input type="radio"/>	<input type="radio"/>	<input type="radio"/>	<input type="radio"/>	<input type="radio"/>
<input type="radio"/>	<input type="radio"/>	<input type="radio"/>	<input type="radio"/>	<input type="radio"/>	<input type="radio"/>	<input type="radio"/>	<input type="radio"/>	<input type="radio"/>	<input type="radio"/>	<input type="radio"/>	<input type="radio"/>
<input type="radio"/>	<input type="radio"/>	<input type="radio"/>	<input type="radio"/>	<input type="radio"/>	<input type="radio"/>	<input type="radio"/>	<input type="radio"/>	<input type="radio"/>	<input type="radio"/>	<input type="radio"/>	<input type="radio"/>
Controller											

☐ STANDARD THERMOCOUPLE TYPE T

No.1 = TN21	No.13 = TN33	No.25 = TN25	No.37 = TN37
No.2 = TN22	No.14 = TN34	No.26 = TN26	No.38 = TN38
No.3 = TN23	No.15 = TN35	No.27 = TN27	No.39 = TN39
No.4 = TN24	No.16 = TN36	No.28 = TN28	No.40 = TN40
No.5 = TN25	No.17 = TN37	No.29 = TN29	No.41 = TN21
No.6 = TN26	No.18 = TN38	No.30 = TN30	No.42 = TN22
No.7 = TN27	No.19 = TN39	No.31 = TN31	No.43 = TN23
No.8 = TN28	No.20 = TN40	No.32 = TN32	No.44 = TN24
No.9 = TN29	No.21 = TN21	No.33 = TN33	No.45 = TN25
No.10 = TN30	No.22 = TN22	No.34 = TN34	No.46 = TN26
No.11 = TN31	No.23 = TN23	No.35 = TN35	No.47 = TN27
No.12 = TN32	No.24 = TN24	No.36 = TN36	No.48 = TN28

Approved By.





Metrological Center

SCI ECO Services Company Limited

33/2 Moo 3, T.Banpa, A.Kaengkhoi, Saraburi 18110

Telephone : +66 2 586 5792-4 Fax : +66 2 586 5109

Website : www.scieco.co.th

E-Mail : calibrate@scg.co.th

Certificate No. T202398

Page 4 of 6

Calibration Report

Measurement Results

		Average Standard Reading at each position (° C)									
Calibration Point		TN21	TN22	TN23	TN24	TN25	TN26	TN27	TN28	TN29	TN30
95	Max	95.30	95.46	96.02	96.07	96.19	95.57	95.82	95.79	96.10	95.84
	Min	95.10	95.24	95.78	95.82	96.02	95.42	95.66	95.64	95.93	95.66
	Average	95.20	95.35	95.90	95.94	96.10	95.50	95.74	95.71	96.02	95.75
		TN31	TN32	TN33	TN34	TN35	TN36	TN37	TN38	TN39	TN40
	Max	95.66	95.57	95.73	96.04	96.14	95.91	95.88	95.71	95.54	95.16
	Min	95.50	95.40	95.60	95.88	95.97	95.69	95.70	95.53	95.36	95.03
	Average	95.58	95.49	95.67	95.96	96.06	95.80	95.79	95.62	95.45	95.10
		TN21	TN22	TN23	TN24	TN25	TN26	TN27	TN28	TN29	TN30
	Max	95.30	94.97	95.35	95.24	96.11	95.86	95.92	96.00	95.82	95.67
	Min	94.91	94.61	94.99	94.84	95.75	95.51	95.55	95.64	95.47	95.34
	Average	95.10	94.79	95.17	95.04	95.93	95.68	95.73	95.82	95.65	95.51
		TN31	TN32	TN33	TN34	TN35	TN36	TN37	TN38	TN39	TN40
	Max	95.83	96.10	96.06	95.66	95.44	95.00	95.18	95.56	95.13	94.90
	Min	95.44	95.75	95.73	95.33	95.12	94.69	94.83	95.17	94.76	94.57
	Average	95.63	95.92	95.89	95.50	95.28	94.85	95.01	95.36	94.95	94.74
		TN21	TN22	TN23	TN24	TN25	TN26	TN27	TN28		
	Max	95.82	95.67	95.83	96.10	96.06	95.66	95.44	95.00		
	Min	95.47	95.34	95.44	95.75	95.73	95.33	95.12	94.69		
	Average	95.65	95.51	95.63	95.92	95.89	95.50	95.28	94.85		

Approved By. _____

Certificate No. T202398

Page 5 of 6

Calibration Report

Measurement Results

		Average Standard Reading at each position (° C)									
Calibration Point		TN21	TN22	TN23	TN24	TN25	TN26	TN27	TN28	TN29	TN30
105	Max	105.68	105.33	105.67	105.39	106.20	106.04	106.14	105.91	105.85	105.30
	Min	105.40	105.12	105.48	105.20	105.94	105.69	105.84	105.73	105.64	105.15
	Average	105.54	105.22	105.57	105.29	106.07	105.86	105.99	105.82	105.74	105.23
		TN31	TN32	TN33	TN34	TN35	TN36	TN37	TN38	TN39	TN40
	Max	105.82	106.16	106.09	105.87	105.70	105.27	105.77	106.00	105.50	105.00
	Min	105.43	105.82	105.91	105.68	105.49	105.05	105.36	105.66	105.24	104.83
	Average	105.62	105.99	106.00	105.78	105.60	105.16	105.57	105.83	105.37	104.92
		TN21	TN22	TN23	TN24	TN25	TN26	TN27	TN28	TN29	TN30
	Max	105.82	105.67	106.18	105.67	106.27	105.77	106.33	106.50	106.49	106.45
	Min	105.60	105.52	106.01	105.47	106.13	105.65	106.16	106.34	106.32	106.29
	Average	105.71	105.59	106.09	105.57	106.20	105.71	106.25	106.42	106.40	106.37
		TN31	TN32	TN33	TN34	TN35	TN36	TN37	TN38	TN39	TN40
	Max	105.70	105.81	106.66	106.40	106.38	105.97	105.50	105.39	105.45	105.32
	Min	105.51	105.66	106.36	106.22	106.17	105.75	105.32	105.25	105.26	105.15
	Average	105.60	105.73	106.51	106.31	106.28	105.86	105.41	105.32	105.36	105.24
		TN21	TN22	TN23	TN24	TN25	TN26	TN27	TN28		
	Max	106.49	106.45	105.70	105.81	106.66	106.40	106.38	105.97		
	Min	106.32	106.29	105.51	105.66	106.36	106.22	106.17	105.75		
	Average	106.40	106.37	105.60	105.73	106.51	106.31	106.28	105.86		

Approved By. Room Lin



Metrological Center

SCI ECO Services Company Limited

33/2 Moo 3, T.Banpa, A.Kaengkhoi, Saraburi 18110

Telephone : +66 2 586 5792-4 Fax : +66 2 586 5109

Website : www.scieco.co.th

E-Mail : calibrate@scg.co.th

Certificate No. T202398

Page 5 of 5

Calibration Report

Hot Block			Temperature Distribution	
Setting (°C)	Reading (°C)		Stability (\pm °C)	Uncertainty (\pm °C)
	Min , Max	Average		
100.0	100.3 , 100.5	100.4	0.20	1.12
105.0	105.1 , 105.3	105.2	0.21	1.04

* The quoted uncertainty exclude "stability" and "uniformity"

The calibration result apply only the above calibrated item.

The result of test was found accurate as shown on date and place of test only.

The reported expanded uncertainty is based on a standard uncertainty multiplied by a coverage factor $k=2$, providing a level of confidence of approximately 95 % .

Approved By. 

Certificate of System Qualification

ES-OQ

System ID: MY16010005
Organization Name: ALS Laboratory Group (Thailand) Co., Ltd.
Organization Location: 104 Phatthanakan 40 Phatthanakan Rd., Bangkok 10250
Date: September 13, 2021 5:49:11 PM
EQP Name: AgilentRecommended
EQP Revision: ES.02.50
Overall Qualification Status: Pass

Preparation

Pass

Instrument Tests

Pass

Autosampler Operation

Pass

REVIEW BY	Thitima B.
APPROVED BY	Sawitri N.
NEXT CAL. DATE	12 Mar 23

Date: September 13, 2021 5:49:11 PM
System ID: MY16010005

Instrument Details

Purpose

This section describes the as found system configuration.

Details

Spectrometer 1

Manufacturer	Agilent Technologies
Name	5100 SVDV
Model Number	G8010A
Sample Introduction	Double pass glass cyclonic spraychamber and seaspray nebulizer
Serial Number	MY16010005
Firmware Revision	5395

Chiller 1

Manufacturer	Agilent Technologies
Name	Other Unspecified
Other Unspecified Name	Chiller
Model Number	Other Unspecified
Other Unspecified Model Number	G3292-80201
Serial Number	2008-00159

Autosampler 1

Manufacturer	Agilent Technologies
Name	SPS4
Model Number	G8410A
Serial Number	AU15440764

Switching Valve Accessory 1

Manufacturer	Agilent Technologies
Name	SVS 2+
Model Number	G8485A
Serial Number	AU16040115

Electronic Signature

Purpose

This signature page was created and published because the ACE sign-off action was executed, which is valid for the entire document, including attachments. The ACE sign-off is an electronic signature that requires two distinct identification components: unique username and personal password. The Agilent representative who has delivered this service understands the meaning and legal status of an electronic signature. As a trained official operator, the Agilent representative has a unique password and logon to access ACE and electronically sign this document. (Other e-signatures can be applied to this document using a Document Content Management or other suitable method defined in your data access and control procedures.)

Details

Full Name of Signer:	Kanyakorn Sukpathrajarearn
Logged On User Name:	phimprapha.jeeraphong@agilent.com
Signature Creation Date:	September 13, 2021
Reason for Signature:	Executed protocol and published this original version of document

Regulatory Disclaimer

This document provides a protocol to verify and record instrument configuration and evidence of proper operation. It has been prepared from our interpretation of applicable regulations as well as industry best practices. The document is designed to provide an important component of a complete compliance package. Validation depends upon many factors and use of this protocol alone does not assure compliance. Agilent Technologies makes no promises or representations as to its sufficiency for any specific regulatory program.

Warranty

Agilent Technologies makes no warranty of any kind to this material, including but not limited to, the implied warranties or merchantability and fitness for a particular purpose. Agilent Technologies shall not be liable for errors contained herein or for incidental or consequential damages in connection with the furnishing, performance, or use of this material.

User Name: phimpapha.jeeraphong
 Hostname: ASBKWX328

System Id: MY16010005
 Print Date: September 13, 2021 5:49:12 PM

OQHW 5100 ICPOES ALS 08Sep21 Transaction log :

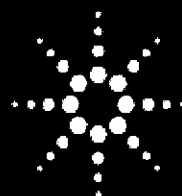
Time	Transaction State	Activity Performed	Type of Transaction	Optional Information
September 8, 2021 8:49:59 AM	Audit	SessionCreated	Session	None
September 8, 2021 8:49:59 AM	Start	Configuration	Session	None
September 8, 2021 8:49:59 AM	Audit	Entitlement	Licensing	User Is FieldEngineer and does not require an unlock code
September 8, 2021 9:07:06 AM	Audit	EqpLoaded	Session	EQP details for primary technique [Es] - File path: [ProtocolPacks/Es/Configurations/02.50/Es.02.50.eqp], EQP File Name: [Es.02.50.eqp], EQP Name: [AgilentRecommended]
September 8, 2021 9:07:11 AM	End	Configuration	Session	None
September 8, 2021 9:07:15 AM	Start	Qualification	Session	OQ
September 8, 2021 9:07:15 AM	Start	Execution	Preparation : 5100 SVDV: Qualitative Test - No setpoints associated	None
September 8, 2021 9:34:35 AM	End	Execution	Preparation : 5100 SVDV: Qualitative Test - No setpoints associated	Run Count : 1
September 8, 2021 9:34:39 AM	Start	Execution	Instrument Tests : 5100 SVDV: Qualitative Test - No setpoints associated	None
September 8, 2021 9:51:27 AM	End	Execution	Instrument Tests : 5100 SVDV: Qualitative Test - No setpoints associated	Run Count : 1

User Name: phimprapha.jeeraphong
Hostname: ASBKKWX328

System Id: MY16010005
Print Date: September 13, 2021 5:49:12 PM

OQHW 5100 ICPOES ALS 08Sep21 Transaction log :

Time	Transaction State	Activity Performed	Type of Transaction	Optional Information
September 8, 2021 9:51:30 AM	Start	Execution	Autosampler Operation : Autosampler 1 - SPS4; Qualitative Test - No setpoints associated	None
September 8, 2021 9:51:36 AM	End	Execution	Autosampler Operation : Autosampler 1 - SPS4; Qualitative Test - No setpoints associated	Run Count : 1
September 8, 2021 9:51:38 AM	End	Qualification	Session	OQ
September 8, 2021 9:51:38 AM	Start	Reporting	Session	None
September 8, 2021 10:55:40 AM	Audit	AceClosed	Session	None
September 13, 2021 5:01:26 PM	Audit	AceRestarted	Session	None
September 13, 2021 5:01:26 PM	Audit	SessionReloaded	Session	None
September 13, 2021 5:01:28 PM	Start	Qualification	Session	OQ
September 13, 2021 5:47:55 PM	Audit	Reporting	Session	Report Generated : Certificate



Agilent CrossLab Compliance Services

Agilent
CrossLab
From Insight to Outcome

EQUIPMENT QUALIFICATION REPORT (EQR)

Agilent CrossLab Compliance

Qualification Type:	ES-OQ
System ID:	MY16010005
EQP Name:	AgilentRecommended
EQP Details:	Agilent Technologies System
EQP Revision:	ES.02.50
EQP Release Date:	March 2020
Date:	September 13, 2021 5:50:41 PM
Report Type:	Report
Org. Name:	ALS Laboratory Group (Thailand) Co., Ltd.
Org. Location:	104 Phatthanakan 40 Phatthanakan Rd., Bangkok 10250

Table of Contents

Section	Page
Cover page	1
Table of Contents	2
Test Summary	3
Service Details	4
Instrument Details	5
Protocol Details	6
Tests	7
Preparation : 5100 SVDV	7
Instrument Tests : 5100 SVDV	10
Autosampler Operation : Autosampler 1 - SPS4	11
Declaration of Change Control	12
Attachments	13
Signature	31
Transaction Logs	32

Test Summary

Purpose

This section includes a status for each scheduled test and the overall qualification. For each test that is run, (1) the status is automatically determined based on pre-defined limits, and (2) the total number of times the test was run is displayed. For detailed results and specifications for a test, refer to the test results in this EQR.

Details

Test	Status	Runs
Preparation : 5100 SVDV	Pass	1
Instrument Tests : 5100 SVDV	Pass	1
Autosampler Operation : Autosampler 1 - SPS4	Pass	1

Overall Qualification Status

Pass

Service Details

Purpose

This section includes local contact and delivery details for this service.

General Details

Service Order No./Request: 6004823273
EQP Name: AgilentRecommended
EQP Revision: ES.02.50
Report Type: Report

Organization Details

Name: ALS Laboratory Group (Thailand) Co., Ltd.
Location: 104 Phatthanakan 40 Phatthanakan Rd., Bangkok 10250

Local Contact Details

Name: Khun Thitima Boonpeng
Job Title: Scientist 2, Life Sciences
Qualification Location: ICP Room

Operator Details

Name: Kanyakorn sukpathrajareem
Job Title: Field Service Engineer

Data Acquisition Details

Acquisition Software Name: ICP Expert
Acquisition Software Revision: 7.5.3.11953

Customer Data System (CDS): Es: ICP Expert

Instrument Details

Purpose

This section describes the as found system configuration.

Details

Spectrometer 1

Manufacturer	Agilent Technologies
Name	5100 SVDV
Model Number	G8010A
Sample Introduction	Double pass glass cyclonic spraychamber and seaspray nebulizer
Serial Number	MY16010005
Firmware Revision	5395

Chiller 1

Manufacturer	Agilent Technologies
Name	Other Unspecified
Other Unspecified Name	Chiller
Model Number	Other Unspecified
Other Unspecified Model Number	G3292-80201
Serial Number	2008-00159

Autosampler 1

Manufacturer	Agilent Technologies
Name	SPS4
Model Number	G8410A
Serial Number	AU15440764

Switching Valve Accessory 1

Manufacturer	Agilent Technologies
Name	SVS 2+
Model Number	G8485A
Serial Number	AU16040115

Protocol Details

Purpose

This section lists the revisions for all test units used in this report. For complete test-specific and high-level change details, refer to the Revision History document.

Test Revision	Test
ES.02.50	Autosampler Operation
ES.02.50	Instrument Tests
ES.02.50	Preparation

Preparation

Purpose

This test records a status for each preparation task for the Agilent ICP-OES.

Configuration Details

Model/Serial No.:

G8010A

MY16010005

Results

Criteria

Observed Result

Expected Result

Status

Does the plasma ignite successfully in the first three attempts?

Yes

Yes

Pass

Was the detector calibration performed and completed successfully?

Yes

Yes

Pass

Was the instrument calibration performed and completed successfully?

Yes

Yes

Pass

Test Evidence

Image Details:

Was the detector calibration performed and completed successfully?

Date and Time:

September 8, 2021 9:07:42 AM

Host Name:

ASBKKWX328




Image Details:

Was the instrument calibration performed and completed successfully?

Date and Time:

September 8, 2021 9:33:30 AM

Host Name:

ASBKKWX328

The screenshot displays the 'Instrument' configuration window. On the left, a sidebar lists various components: Plasma, Optics, Pump, Camera, Water Cooling, Plasma Torch Door, Torch Loader, Preoptics, Gas Module, RF, Electronics, Switching Valve, and Argon. The 'Plasma' component is selected. The main window shows the 'Instrument' configuration for 'Plasma 1'. It includes checkboxes for 'Use axial configuration during calibration' (checked) and 'Organic wavelength calibration' (unchecked). Below these is a 'Calculate' button. The 'Last results' section contains a table with columns: Element, Wavelength (nm), Wavelength Error (nm), and Result. The table lists 16 elements with their respective wavelengths and errors, all marked as 'Pass'. The 'Detector' section also has a 'Calculate' button and shows the 'Last successful calibration' as '9/8/2021 9:33:07 AM'.

Element	Wavelength (nm)	Wavelength Error (nm)	Result
Al	167.019	0.008147	Pass
H	174.213	0.001644	Pass
As	186.94	-0.001437	Pass
C	193.017	0.003076	Pass
As	193.096	0.002620	Pass
Se	196.016	0.004811	Pass
Mo	202.032	-0.000304	Pass
Zn	202.543	-0.006679	Pass
Mo	203.848	0.004706	Pass
Mo	254.596	0.000782	Pass
Cr	268.36	-0.002789	Pass
Zn	213.857	-0.004794	Pass
Cd	214.439	-0.006227	Pass
Pb	220.353	-0.009075	Pass

Overall Test Status

Pass

Runs: 1

Instrument Tests

Purpose

This test records a status for each of the automated tests within the Agilent ICP-OES CDS. For detailed test criteria, refer to the attached report.

Configuration Details

Model/Serial No.:

G8010A

MY16010005

Results

Observed Result

Expected Result

Status

Are the Functional Tests results within acceptance criteria?

Subsystem Communications

Yes

Yes

Pass

Air Flow

Yes

Yes

Pass

Water Flow

Yes

Yes

Pass

Gas Flows

Yes

Yes

Pass

RF Generator

Yes

Yes

Pass

Camera

Yes

Yes

Pass

Optics

Yes

Yes

Pass

Are the Instrument Performance Tests results within acceptance criteria?

Resolution

Yes

Yes

Pass

Sensitivity

Yes

Yes

Pass

Precision

Yes

Yes

Pass

Overall Test Status

Pass

Runs: 1

Autosampler Operation

Purpose

This test verifies that the autosampler operates properly.

Configuration Details

Model/Serial No.:	G8410A	AU15440764
-------------------	--------	------------

Results

Criteria	Observed Result	Expected Result	Status
Does the autosampler successfully move to the specified location(s)?	Yes	Yes	Pass

Overall Test Status

Pass	Runs: 1
------	---------

Declaration of Change Control

This document is under change control. Revision history is maintained and printed on each document. Access to the master documents is limited to process owners. Documents receive periodic review and cannot be assigned an evergreen status. The qualification performed according to this document refers only to the hardware/software configuration in place at the time of the qualification. Agilent Technologies recommends that instrument configuration change management procedures be in place in order to maintain the validation process. Any changes to the analytical or computer hardware or software must be clearly specified. A change management system provides a means for determining the degree of requalification required according to the extent of the changes made. All details of the changes must be thoroughly recorded and documented, together with details of completed tests and their results. Note: Hardware/software configuration management is the customer's responsibility.

Attachments

Location	Category	Document Name	Page
EQR	General	Certificate of Qualification for ACE	1
EQR	General	Certificate of Qualification for ACE	1
EQR	General	Operator's training certificate and qualifications	1
EQR	Material	Certificate of Analysis Wavelength calibration solution	4
EQR	Comments	General	1
EQR	General	Instrument's Test Report	5
EQR	General	Instrument's Test Report	4

General

Document Name:

Certificate of Qualification for ACE

**Agilent Compliance Engine Self Qualification**

Date: September 8, 2021 10:10:10 AM

Drive Serial #: EAF04572

Platform Revision:

A.03.01

Individual self-qualification reports for each specific technique installed are also available upon request. They provide additional details on the general report from the concise summary and are structured by the actual algorithms challenged during the process. There is not a one-to-one relationship between algorithms and OQ program tests because some algorithms are used by several tests and across multiple similar hardware components of the qualified systems.

Technique Type	Tests Completed	Result
UV-Vis Spectrophotometer	13	Conforms
Atomic Absorption	7	Conforms
Capillary Electrophoresis	10	Conforms
Software	6	Conforms
Emission Spectroscopy	3	Conforms
Infrared Spectroscopy	7	Conforms

Overall Qualification Status

Conforms

General

Document Name: Certificate of Qualification for ACE



Certificate of Completion

Learner Name: Kanyakorn Sukpathrajarearn

Title Of Course: AN-CE-SS-II-030-A: ACE 3.X User Update Training

Completion Date: June 25, 2020

Certified By Company: Learning at Agilent

All Service and Support training certificates have the following specific limitations.

A certificate for Service and Support training is only valid while employed by Agilent Technologies or while working as an Agilent-authorized service provider, through which the service employee has ongoing access to Agilent's: Safety Alerts, Service Notes, internal technical updates, update training, current documentation, technical support, current parts, and parts updates. Completion of training alone, without being employed by Agilent Technologies, does not qualify an individual to safely install, service or maintain Agilent products.

General

Document Name: Operator's training certificate and qualifications

Certificate of Completion

Learner Name: Kanyakorn Sukpathrajarearn**Title Of Course:** ANV-CE-ICPOES-2-008-A: Agilent 5100 ICP-OES Support Neophyte Training**Completion Date:** November 2, 2017**Certified By Company:** Learning at Agilent

All Service and Support training certificates have the following specific limitations.

A certificate for Service and Support training is only valid while employed by Agilent Technologies or while working as an Agilent-authorized service provider, through which the service employee has ongoing access to Agilent's: Safety Alerts, Service Notes, internal technical updates, update training, current documentation, technical support, current parts, and parts updates. Completion of training alone, without being employed by Agilent Technologies, does not qualify an individual to safely install, service or maintain Agilent products.

Materials

Document Name:

Certificate of Analysis Wavelength calibration solution



CERTIFICATE OF ANALYSIS

Agilent Product Name: Wavelength Calibration Solution for ICP-OES & MP-AES, 5 mg/L, 500mL

Agilent Part No: 8610030100

Lot No: 0010578941

Product Specifications

Analyte	Starting Material	CAS #	Certified Conc.	Analyte	Starting Material	CAS #	Certified Conc.
Al	Al(NO ₃) ₃	7784-27-2	5.000 ± 0.025 mg/L	Mn	Mn	7439-96-5	5.001 ± 0.025 mg/L
As	As	7440-38-2	5.001 ± 0.025 mg/L	Mo	(NH ₄) ₂ MoO ₄	13106-76-8	5.007 ± 0.025 mg/L
Ba	Ba(NO ₃) ₂	10022-31-8	5.000 ± 0.025 mg/L	Ni	Ni	7440-02-0	5.004 ± 0.025 mg/L
Cd	Cd	7440-43-9	5.002 ± 0.025 mg/L	Pb	Pb	7439-92-1	4.999 ± 0.025 mg/L
Co	Co	7440-48-4	4.996 ± 0.025 mg/L	Se	Se	7782-49-2	5.004 ± 0.025 mg/L
Cr	Cr(NO ₃) ₃	13548-38-4	5.002 ± 0.025 mg/L	Sr	Sr(NO ₃) ₂	10042-76-9	5.000 ± 0.025 mg/L
Cu	Cu	7440-50-8	5.007 ± 0.025 mg/L	Zn	Zn	7440-66-8	5.002 ± 0.025 mg/L
K	KNO ₃	7757-79-1	50.00 ± 0.25 mg/L				

Matrix: 5% HNO₃

Intended Use: This solution is intended for use as a certified reference material or calibration standard for inductively coupled plasma optical emission spectroscopy (ICP-OES), inductively coupled plasma mass spectrometry (ICP-MS), atomic absorption spectroscopy (flame AAS or GFAAS), microwave plasma atomic emission spectroscopy (MP-AES), x-ray fluorescence spectroscopy (XRF), and other techniques for elemental analysis.

Certification & Traceability: This CRM was manufactured under a quality management system that is registered to ISO 9001, ISO 17024 and ISO/IEC 17025. This CRM was prepared to the certified concentrations shown above by gravimetric methods using single-element concentrates that were certified using the "High Performance ICP-OES" protocol developed by NIST and are directly traceable to the NIST SRMs listed below. This solution was stabilized using high purity nitric acid (HNO₃) and diluted with filtered (0.22µm), 18 M-ohm deionized water. The balances used in the preparation of this CRM are calibrated regularly with traceability to NIST. All volumetric dilutions are performed in Class A calibrated glassware. The certified concentrations were determined based upon gravimetric procedures. Secondary verification of the certified concentrations was performed using ICP-OES that was calibrated and/or referenced against NIST SRMs: 3101a, 3103a, 3104a, 3108, 3113, 3112a, 3114, 3141a, 3132, 3134, 3136, 3128, 3149, 3153a, and 3168a. The uncertainty associated with each certified concentration represents the expanded uncertainty at the 95% confidence level using a coverage factor of k=2.

Instructions for Use: Agilent recommends that the solution be thoroughly mixed by repeated shaking or swirling of the bottle immediately prior to use. To achieve the highest accuracy the analyst should: (1) use only pre-cleaned containers and transferware, (2) avoid pipetting directly from the CRM's original container, (3) use a minimum sub-sample size of 500µL, (4) make dilutions using calibrated balances or certified volumetric class A flasks and pipettes, (5) dilute to volume using the same matrix as the original CRM, and (6) never pour used product back into the original container. The solution should be kept tightly capped and stored under normal laboratory conditions. Do not freeze, heat, or expose to direct sunlight. Minimize exposure to moisture or high humidity.

Date:
System ID:

September 13, 2021 5:50:41 PM
MY16010005

Document Name: Certificate of Analysis Wavelength calibration solution



Period of Validity: Agilent ensures the accuracy of this solution until the expiration date shown below, provided the instructions for use are followed. During the period of validity, the purchaser will be notified if this product is recalled due to any significant changes in the stability of the solution.

Date of release: 6 April 2020
Date of expiration: 6 October 2021

Sample lot approval:

A handwritten signature in black ink, appearing to read "Chuck Goudreau".

Chuck Goudreau, Certifying Officer

Document Name: Certificate of Analysis Wavelength calibration solution



Hazard Information: Refer to the Safety Data Sheet (SDS), which can be obtained at www.agilent.com/chem/sds.

Homogeneity: This solution was determined to be homogeneous by procedures consistent with the requirements of ISO 17034 and ISO Guide 35. Replicate samples of the finished solution were analyzed to confirm its homogeneity, in accordance with QSP 8-13 Assessment of Homogeneity and Stability. To ensure homogeneity, users should not take a smaller sub-sample than specified in the Instructions for Use, as doing so will invalidate the certified values and uncertainties.


Further Information: Please contact Agilent for further information about this CRM.

Quality Certifications: This CRM was prepared under a quality management system that is:

- Registered to ISO 9001 – Quality Management Systems – Requirements (TUV NORD Cert. Reg. No. 44 100 16560231)
- Accredited to ISO 17034 – General Requirements for the Competence of Reference Material Producers (A2LA Cert. No. 2848.02)
 - ISO 17034 references additional requirements specified in ISO Guide 31 and ISO Guide 35.
- Accredited to ISO/IEC 17025 – General Requirements for the Competence of Testing and Calibration Laboratories (A2LA Cert. No. 2848.01)

Document Name:

Certificate of Analysis Wavelength calibration solution



Comments

Date/Time:	September 13, 2021 5:27:56 PM
Test:	General
Comment:	Start OQ on 08 Sep 21 and found water flow fail, So repair job complete for 13 Sep 21 and OQ continue to complete.

General

Document Name:

Instrument's Test Report

Report Summary

Instrument Model	Agilent 5100/5110 SVDV ICP-OES
Instrument ID	G8010A/G8014A
Instrument Serial Number	MY16010005
Software Version	7.5.3.11953
Firmware Version	5395
Tested By	Kanyakorn S.
Test started on	9/8/2021 9:51:21 AM
Test Completed On	9/8/2021 9:56:35 AM

Result Summary

Subsystem Communications Test	Pass
Air Flow Test	Skipped
Water Flow Test	Skipped
Gas Flows Test	Skipped
RF Generator Test	Skipped
Camera Test	Skipped
Optics Test	Pass
Advanced Valve System Test	Skipped
Resolution Test	Pass
Sensitivity Test	Pass
Precision Test	Pass

Subsystem Communications Test**Pass****Optics Test****Pass**

	Radial	Axial	SVDV
Intensity	3082176	3162050	3419288
Wavelength	737.212	737.212	737.212

Page 1 of 5

Date:
System ID:

September 13, 2021 5:50:41 PM
MY16010005

Document Name:

Instrument's Test Report

Resolution Test		Pass
Element Wavelength	Specification	Width
N (174.213 nm)	≤ 9.40	7.54
As (188.980 nm)	≤ 8.20	6.43
C (193.027 nm)	≤ 11.50	8.89
Mo (202.032 nm)	≤ 8.20	6.50
Cr (206.158 nm)	≤ 13.40	11.05
Zn (213.857 nm)	≤ 8.70	7.27
Pb (220.353 nm)	≤ 9.50	7.52
Co (228.615 nm)	≤ 17.20	12.66
Ba (230.424 nm)	≤ 9.40	7.80
Mn (257.610 nm)	≤ 13.30	9.99
Mn (260.568 nm)	≤ 20.30	16.83
Cr (267.716 nm)	≤ 11.00	8.53
Cu (324.754 nm)	≤ 25.00	19.14
Cu (327.395 nm)	≤ 14.20	11.75
Sr (338.071 nm)	≤ 33.50	26.94
Ba (455.403 nm)	≤ 44.00	33.57
Sr (460.733 nm)	≤ 36.00	22.38
Ba (493.408 nm)	≤ 36.00	25.86
Ba (614.171 nm)	≤ 42.00	28.49
Ar (675.283 nm)	≤ 74.00	60.58
K (766.491 nm)	≤ 80.00	66.42

Page 2 of 5

Document Name:

Instrument's Test Report

Sensitivity Test**Pass****Radial**

Element Wavelength	Specification	Method	Ratio	Standard	Blank
As (188.980 nm)	≥ 46.0	SRBR	88.8	960.1	94.9
Se (196.026 nm)	≥ 41.0	SRBR	55.8	709.4	113.8
Zn (213.857 nm)	≥ 1421.0	SRBR	2095.3	29674.4	197.9
Pb (220.353 nm)	≥ 46.0	SRBR	100.6	1392.6	152.2
Mn (257.610 nm)	≥ 3518.0	SRBR	6641.7	127413.8	365.9
Al (396.152 nm)	≥ 3.4	SBR	6.9	24237.9	3081.8
Ba (493.408 nm)	≥ 34.0	SBR	95.1	1015416.2	10563.7
K (766.491 nm)	≥ 1.8	SBR	4.4	82043.9	15321.8

Axial

Element Wavelength	Specification	Method	Ratio	Standard	Blank
As (188.980 nm)	≥ 208.0	SRBR	292.4	5108.5	273.5
Se (196.026 nm)	≥ 159.0	SRBR	199.9	3903.2	321.0
Zn (206.200 nm)	≥ 243.0	SRBR	793.6	12455.9	237.0
Zn (213.857 nm)	≥ 1743.0	SRBR	4924.5	130652.8	696.4
Cd (214.439 nm)	≥ 4227.0	SRBR	4508.6	87692.4	375.1
Pb (220.353 nm)	≥ 320.0	SRBR	327.3	7653.1	480.3
Mn (257.610 nm)	≥ 10625.0	SRBR	19008.6	632891.9	1104.7
Cr (267.716 nm)	≥ 1048.0	SRBR	4115.3	173999.6	1751.9
Cu (324.754 nm)	≥ 19.0	SBR	46.6	188303.3	3960.0
Al (396.152 nm)	≥ 6.0	SBR	16.7	156852.5	8877.5
Ba (493.408 nm)	≥ 60.0	SBR	168.0	5374075.7	31797.5
K (766.491 nm)	≥ 24.0	SBR	64.8	2536127.0	38564.9

Precision Test**Pass****Radial**

Element Wavelength	Specification	Measured Value % RSD
As (188.980 nm)	≤ 2.60	1.08
Se (196.026 nm)	≤ 2.60	1.38
Zn (213.857 nm)	≤ 1.50	0.62
Pb (220.353 nm)	≤ 2.60	0.72
Mn (257.610 nm)	≤ 1.50	0.44

Page 3 of 5

Date:
System ID:September 13, 2021 5:50:41 PM
MY16010005

Document Name:

Instrument's Test Report

Al (396.152 nm)	≤ 1.50	0.45
Ba (493.408 nm)	≤ 1.50	0.48
K (766.491 nm)	≤ 1.50	0.34

Axial

Element Wavelength	Specification	Measured Value % RSD
As (188.980 nm)	≤ 1.50	0.64
Se (196.026 nm)	≤ 1.50	0.58
Zn (206.200 nm)	≤ 1.50	0.29
Zn (213.857 nm)	≤ 1.50	0.38
Cd (214.439 nm)	≤ 1.50	0.30
Pb (220.353 nm)	≤ 1.50	0.47
Mn (257.610 nm)	≤ 1.50	0.78
Cr (267.716 nm)	≤ 1.50	0.30
Cu (324.754 nm)	≤ 1.50	0.45
Al (396.152 nm)	≤ 1.50	0.35
Ba (493.408 nm)	≤ 1.50	0.50
K (766.491 nm)	≤ 1.50	0.46

Report Detail

Tests Run - Operator: Kanyakorn S.

Subsystem Communications Test- Started

SubSystem Status

Mains Power Module - Passed
 Gas Control Module - Passed
 RF Generator - Passed
 pre-optics Module - Passed
 Optics/Camera Control Module - Passed
 Peristaltic Pump - Passed
 Subsystem Communications Test Completed - Passed

Optics Test- Started

Test View Mode Intensities Status

LED Off - Passed
 Shutter opened - Passed
 Peak Intensity Radial mode 3082176.14 - Passed
 Shutter closed - Passed
 Peak Intensity(closed shutter) Radial mode 55.00 - Passed
 Shutter opened - Passed
 Optical Argon Ratio: Calculated Value = 2.56, Factory Value = 2.60
 Peak Intensity Axial mode 3162050.49 - Passed

Page 4 of 5

Date:
System ID:

September 13, 2021 5:50:41 PM
MY16010005

Document Name:

Instrument's Test Report

Radial-Axial Intensity Ratio:(Range 0-100) - 1.03 - Passed
Peak Intensity Simultaneous mode 3419287.63 - Passed
Shutter closed - Passed
Optics Test Completed - Passed

Instrument Performance- Started

Instrument Performance Completed - Passed

Page 5 of 5

General

Document Name:

Instrument's Test Report

Report Summary

Instrument Model	Agilent 5100/5110 SVDV ICP-OES
Instrument ID	G8010A/G8014A
Instrument Serial Number	MY16010005
Software Version	7.5.3.11953
Firmware Version	5395
Tested By	Kanyakorn S.
Test started on	9/13/2021 5:33:48 PM
Test Completed On	9/13/2021 5:46:50 PM

Result Summary

Subsystem Communications Test	Pass
Air Flow Test	Pass
Water Flow Test	Pass
Gas Flows Test	Pass
RF Generator Test	Pass
Camera Test	Pass
Optics Test	Pass
Advanced Valve System Test	Skipped
Resolution Test	Skipped
Sensitivity Test	Skipped
Precision Test	Skipped

Subsystem Communications Test

Pass

Air Flow Test

Pass

30% Air Flow (relative speed)	60% Air Flow (relative speed)
11.00	16.00

Water Flow Test

Pass

RF Water Flow(L/min)	Camera Water Flow (L/min)	Water Inlet Temperature (°C)
1.21	1.14	23.01

Page 1 of 4

Document Name:

Instrument's Test Report

Gas Flows Test**Pass**

Nebulizer Target Flow	Actual Flow	Back Pressure	Auxiliary Target Flow	Actual Flow	Back Pressure
0.70	0.71	276.73	2.00	2.00	106.21

Makeup Target Flow	Actual Flow	Back Pressure	Plasma Target Flow	Actual Flow	Back Pressure
2.00	2.00	106.63	18.00	17.96	19.78

RF Generator Test**Pass**

RF Power Supply Test	Passed
RF Power Supply (V)	130.332

RF Oscillator Test	Passed
RF Oscillator Frequency (MHz)	25.917
Work Coil Current (A)	44.873
RF Power Supply Current (A)	1.996

Camera Test**Pass**

Black Level Test	Noise Test	Photo Response Test
Passed	Passed	Passed

Optics Test**Pass**

	Radial	Axial	SVDV
Intensity	2965633	3009947	3265038
Wavelength	737.212	737.212	737.212

Report Detail

Tests Run - Operator: Kanyakorn S.

Subsystem Communications Test- Started

SubSystem Status

Mains Power Module - Passed
 Gas Control Module - Passed
 RF Generator - Passed
 pre-optics Module - Passed
 Optics/Camera Control Module - Passed

Page 2 of 4

Date:

September 13, 2021 5:50:41 PM

System ID:

MY16010005

Document Name:

Instrument's Test Report

Peristaltic Pump - Passed
Subsystem Communications Test Completed - Passed

Air Flow- Started

Fan Speed(%) Air Flow(relative speed) Status

30% 11 - Passed
60% 16 - Passed
Air Flow Completed - Passed

Water Flow- Started

RF Water Flow(L/min) = 1.21
Camera Water Flow (L/min) = 1.14
Water Inlet Temperature = 23.01
RF Water Flow(L/min) (off) = 0.00
Water Flow Completed - Passed

Gas Flows- Started

Channel Target Actual Pressure Failure Status

Auxiliary Gas 0.00 0.06 N/A N/A - Passed
Auxiliary Gas 2.00 2.00 N/A N/A - Passed
Nebulizer Gas 0.00 0.07 0.00 N/A - Passed
Nebulizer Gas 0.70 0.71 276.73 N/A - Passed
Plasma Gas 0.00 1.18 N/A N/A - Passed
Plasma Gas 18.00 17.96 N/A N/A - Passed
Makeup Gas 0.00 0.08 N/A N/A - Passed
Makeup Gas 2.00 2.00 N/A N/A - Passed
Purge Gas 0.70 0.70 N/A N/A - Passed
Purge Gas 3.70 3.70 N/A N/A - Passed
All Channel flows ON : - Passed
All Channel flows OFF : - Passed
Gas Flows Completed - Passed

RF Generator- Started

RF generator turned off - Passed
RF generator turned on - Passed
Bias Control = 0 V - Passed
RF Power Supply - Set Value = 150V, Actual Value = 130.33V - Passed
RF Oscillator Started - Passed
RF Oscillator Frequency(MHz) = 25.92 , Workcoil Current(Amps) = 44.87, RF Power Supply
Current(Amps) = 2.00 - Passed
RF Oscillator stopped - Passed
RF generator turned off - Passed
RF Generator Completed - Passed

Camera Test- Started

Black level test - PASSED
Noise test - PASSED
Photo response test - PASSED
Camera Test Completed - Passed

Optics Test- Started

Test View Mode Intensities Status

LED Off - Passed

Page 3 of 4

Document Name:

Instrument's Test Report

Plasma ignite Started
Plasma ignite - Passed
Waiting 5 min for plasma warm up
Shutter opened - Passed
Peak Intensity Radial mode 2965632.60 - Passed
Shutter closed - Passed
Peak Intensity(closed shutter) Radial mode 55.46 - Passed
Shutter opened - Passed
Optical Argon Ratio: Calculated Value = 2.53, Factory Value = 2.60
Peak Intensity Axial mode 3009947.39 - Passed
Radial-Axial Intensity Ratio:(Range 0-100) - 1.01 - Passed
Peak Intensity Simultaneous mode 3265038.45 - Passed
Shutter closed - Passed
Optics Test Completed - Passed

Page 4 of 4

Electronic Signature

Purpose

This signature page was created and published because the ACE sign-off action was executed, which is valid for the entire document, including attachments. The ACE sign-off is an electronic signature that requires two distinct identification components: unique username and personal password. The Agilent representative who has delivered this service understands the meaning and legal status of an electronic signature. As a trained official operator, the Agilent representative has a unique password and logon to access ACE and electronically sign this document. (Other e-signatures can be applied to this document using a Document Content Management or other suitable method defined in your data access and control procedures.)

Details

Full Name of Signer:	Kanyakorn Sukpathrajareem
Logged On User Name:	phimprapha.jeeraphong@agilent.com
Signature Creation Date:	September 13, 2021
Reason for Signature:	Executed protocol and published this original version of document

Regulatory Disclaimer

This document provides a protocol to verify and record instrument configuration and evidence of proper operation. It has been prepared from our interpretation of applicable regulations as well as industry best practices. The document is designed to provide an important component of a complete compliance package. Validation depends upon many factors and use of this protocol alone does not assure compliance. Agilent Technologies makes no promises or representations as to its sufficiency for any specific regulatory program.

Warranty

Agilent Technologies makes no warranty of any kind to this material, including but not limited to, the implied warranties or merchantability and fitness for a particular purpose. Agilent Technologies shall not be liable for errors contained herein or for incidental or consequential damages in connection with the furnishing, performance, or use of this material.

User Name: phlmpapha.jeeraphong
 Hostname: ASBKKWX328

System Id: MY16010005
 Print Date: September 13, 2021 5:50:44 PM

QQHW 5100 ICPOES ALS 08Sep21 Transaction log :

Time	Transaction State	Activity Performed	Type of Transaction	Optional Information
September 8, 2021 8:49:59 AM	Audit	SessionCreated	Session	None
September 8, 2021 8:49:59 AM	Start	Configuration	Session	None
September 8, 2021 8:49:59 AM	Audit	Entitlement	Licensing	User is FieldEngineer and does not require an unlock code
September 8, 2021 9:07:06 AM	Audit	EqpLoaded	Session	EQP details for primary technique [Es] - File path: [ProtocolPacks/Es/Configurations/02.50/Es.02.50.eqp], EQP File Name: [Es.02.50.eqp], EQP Name: [AgilentRecommended]
September 8, 2021 9:07:11 AM	End	Configuration	Session	None
September 8, 2021 9:07:15 AM	Start	Qualification	Session	OQ
September 8, 2021 9:07:15 AM	Start	Execution	Preparation : 5100 SVDV: Qualitative Test - No setpoints associated	None
September 8, 2021 9:34:35 AM	End	Execution	Preparation : 5100 SVDV: Qualitative Test - No setpoints associated	Run Count : 1
September 8, 2021 9:34:39 AM	Start	Execution	Instrument Tests : 5100 SVDV: Qualitative Test - No setpoints associated	None
September 8, 2021 9:51:27 AM	End	Execution	Instrument Tests : 5100 SVDV: Qualitative Test - No setpoints associated	Run Count : 1

User Name: phimprapha.jeeraphong
Hostname: ASBKWX328

System Id: MY16010005
Print Date: September 13, 2021 5:50:44 PM

OQHW 5100 ICPOES ALS 08Sep21 Transaction log :

Time	Transaction State	Activity Performed	Type of Transaction	Optional Information
September 8, 2021 9:51:30 AM	Start	Execution	Autosampler Operation : Autosampler 1 - SPS4: Qualitative Test - No setpoints associated	None
September 8, 2021 9:51:36 AM	End	Execution	Autosampler Operation : Autosampler 1 - SPS4: Qualitative Test - No setpoints associated	Run Count : 1
September 8, 2021 9:51:38 AM	End	Qualification	Session	OQ
September 8, 2021 9:51:38 AM	Start	Reporting	Session	None
September 8, 2021 10:55:40 AM	Audit	AceClosed	Session	None
September 13, 2021 5:01:26 PM	Audit	AceRestarted	Session	None
September 13, 2021 5:01:26 PM	Audit	SessionReloaded	Session	None
September 13, 2021 5:01:28 PM	Start	Qualification	Session	OQ
September 13, 2021 5:47:55 PM	Audit	Reporting	Session	Report Generated : Certificate

User Name: phimprapha.jeeraphong
Hostname: ASBKKWX328

System Id: MY16010005
Print Date: September 13, 2021 5:50:44 PM

OQHW 5100 ICPOES ALS 08Sep21 Transaction log :

Time	Transaction State	Activity Performed	Type of Transaction	Optional Information
September 13, 2021 5:49:13 PM	Audit	Reporting	Session	Report Signed : Certificate PDF Name: OQHW 5100 ICPOES ALS 08Sep21_20210913_Certificate_1.pdf User Name: phimprapha.jeeraphong@agilent.com Full Name of Signer: Kanyakorn Sukpathrajareon Reason for signature: Executed protocol and published this original version of document
September 13, 2021 5:49:25 PM	Audit	Reporting	Session	Report Generated : Report

รายการใบรับรองสอบเทียบเครื่องมือหลักประจำห้องปฏิบัติการสำหรับวิเคราะห์คุณภาพสิ่งแวดล้อม

No.	Instrument/Equipment	Parameter	Manufacturer	Model/Serial No.	Calibrator	Certification No.	Date of Calibration	Due date of Calibration*	Remark
Laboratory Instrument/Equipments. (Water Quality Analysis)									
1	pH Meter	pH Temperature	Hanna Instrument	HI2211 / 08165345	National Food Institute, Ministry of Industry, Thailand	2202097-001-01	16 Mar 22	15 Mar 23	-
2	pH Meter		Mettler-Toledo	Seven Easy S20 / 1231155210	National Food Institute, Ministry of Industry, Thailand	2201793-001-01	1 Mar 22	28 Feb 23	-
3	BOD Incubator	Biochemical Oxygen Demand	Arco	UC4-1320 / (UAE.WAO.015/2561)	Technology Promotion Association (Thailand-Japan)	22TM90	17 Feb 22	16 Feb 23	-
4	BOD Incubator		Arco	UR-1320 / (UAE.WAO.018/2551)	Technology Promotion Association (Thailand-Japan)	22TM305	7 Apr 22	6 Apr 23	-
5	COD Reactor (Heating Block)	Chemical Oxygen Demand	Hanna	HI839800-02 / H018500I	Technology Promotion Association (Thailand-Japan)	HIT-2209-0184	1 Mar 22	1 Mar 23	-
6	UV-VIS Spectrophotometer		Hitachi	U-1900 / 2021-064	DQE Services Co.,Ltd.	SP22-007	20 Jan 22	19 Jan 23	-
7	Analytical Balance (Readability 0.01 mg)	Total Suspended Solids Total Dissolved Solids	Mettler-Toledo	XSR205DU / C009071872	Technology Promotion Association (Thailand-Japan)	22MM210	26 Apr 22	25 Apr 23	-
8	Hot Air Oven		Memmert	UF55 / B216.1666	Technology Promotion Association (Thailand-Japan)	21TM1876	29 Oct 21	28 Oct 22	-
9	Analytical Balance (Readability 0.1 mg)	Fat Oil &Grease	Mettler-Toledo	XSR204 / C117635043	Mettler-Toledo (Thailand) Ltd.	2202934-001-01	13 May 22	12 May 23	-
10	Digester Unit	Total Kjeldahl Nitrogen (TKN)	FOSS TECATOR	2520auto / 91794469	National Food Institute, Ministry of Industry, Thailand	2202361-001-01	4 Apr 22	3 Apr 23	-

รายการใบรับรองสอบเทียบเครื่องมือหลักประจำห้องปฏิบัติการสำหรับวิเคราะห์คุณภาพสิ่งแวดล้อม

No.	Instrument/Equipment	Parameter	Manufacturer	Model/Serial No.	Calibrator	Certification No.	Date of Calibration	Due date of Calibration*	Remark
11	Distillation Unit (Kjeldahl Method)	Total Kjeldahl Nitrogen (TKN)	FOSS TECATOR	KT200 / 91790524	FOSS South East Asia	5874	30 Nov 21	29 Nov 22	-
12	UV-VIS Spectrophotometer	Cyanide, Phenols, Formaldehyde, Hexavalent Chromium	Agilent Technologies	Cary60 G6860A / MY15410009	DQE Services Co.,Ltd.	SP22-016	31 May 22	30 May 23	-
13	UV-VIS Spectrophotometer	Trivalent Chromium	Hitachi	U-1900 / 2021-064	DQE Services Co.,Ltd.	SP22-007	20 Jan 22	19 Jan 23	-
14	UV-VIS Spectrophotometer		Hitachi	U-2900 / 21E22-009	DQE Services Co.,Ltd.	SP22-008	20 Jan 22	19 Jan 23	-
15	Atomic Absorption Spectrophotometer (AAS)	Hexavalent Chromium Trivalent Chromium Arsenic, Copper, Mercury, Barium	Agilent Technologies	System ID:G8432A AA240FS / MY13160001	Thailand Institute Of Science And Technological Research (TISTR)	MTC.ACL. No. 486/65	7 Mar 22	6 Mar 23	-
16	Inductively Coupled Plasma (ICP)	Cadmium, Lead, Nickel, Manganese Selenium, Aluminium, Iron, Silver Zinc	Agilent Technologies	System ID:G8015A G8015AA / MY18030001	Agilent Technologies (Thailand) Co.,Ltd.	Preventive Maintenance Checklist	9 Dec 21	8 Dec 22	-

Due Date of Calibration* : Schedule the program once a year at least once a year.


Calibration Certificate

Certificate No.: 2202097-001-01
Client name: UNITED ANALYST AND ENGINEERING CONSULTANT CO.,LTD.
Address: 3 Soi Udomsuk 41, Sukhumvit Road,
Bangchack, Prakhnong, Bangkok 10260

Page 1 of 5

Equipment: pH Meter
Manufacturer: HANNA INSTRUMENTS
Model: HI 2211
Serial No.: 08165345
ID No.: UAE.WAT.004/2556
Order No.: 2202097
Operation No.: 2202097-001
Date of Receipt: 11 March 2022
Date of Calibration: 16 March 2022

Calibrated by Mr.Manas Somsak
Specialist

Approved by 
(Mr.Pheraphat Tuanjit)

Manager, Division of Calibration Laboratory

Date of Issue: 21 March 2022

Responsible for the Technical Management Team

The uncertainties are for a confidence probability of approximately 95%.

This Certificate is issued in accordance with the conditions of accreditation granted by the Thai Laboratory Accreditation Scheme which has assessed the measurement capability of the laboratory and its traceability to recognized national standards and to the units of measurement realized at the corresponding national standards laboratory. This certificate may not be reproduced other than in full except with the prior written approval of the National Food Institute.

Calibration Report

Certificate No.: 2202097-001-01

Equipment: pH Meter **Resolution:** 0.01 pH ; 0.1/1 mV
Manufacturer: HANNA INSTRUMENTS **Model:** HI 2211
Serial No.: 08165345 **Type:** Bench top
ID No.: UAE.WAT.004/2556

Date of Calibration: 16 March 2022

Page 2 of 5

Location: Chemical Calibration Laboratory, National Food Institute.

Environment Condition: **Ambient Temperature:** (23.0 ± 1.5) °C **Relative Humidity:** (49.5 ± 5) %

Condition of Equipment: Good Condition

Condition of this Results of Calibration

1. Calibration Method In house method : W-CC-002 based on direct measurement by using standard voltage calibrator and certified reference material (CRM)

2. Reference Standards / Certified Reference Material

Instruments	Serial / ID No.	Manufacturer	Certificate No.	Due Date
2.1 DC Voltage Calibrator	2709007	Fluke	SCL-21F-0687	24 June 2022
2.2 Digital Thermometer	2709007	Fluke	CC-640599-01	30 October 2022
2.3 Thermo-Hygro Meter	สอ.พล. BTH 005/58	PONPE	QR21-2787	15 November 2022

Certified Reference Material	Lot. No.	Manufacturer	Ref N	Expire Date
2.4 pH buffer 4.008 (Primary pH buffer Solution)	780012	CPAchem	PH216.L5	21 November 2023
2.5 pH buffer 6.865 (Primary pH buffer Solution)	780013	CPAchem	PH217.L5	21 November 2023
2.6 pH buffer 10.01 (Primary pH buffer Solution)	780015	CPAchem	PH220.L5	21 November 2022
2.7 pH buffer 7.00 (Standard pH buffer Solution)	776840	CPAchem	PH107.L5	8 November 2022

3. This certification is traceable to The International System of Unit (SI Unit)

3.1 Instruments No.2.1	through	NSC-TISI-TIS 17025 Laboratory Accreditation of Calibration No.0075
3.2 Instruments No.2.2	through	NSC-TISI-TIS 17025 Laboratory Accreditation of Calibration No.0061
3.3 Instruments No.2.3	through	NSC-TISI-TIS 17025 Laboratory Accreditation of Calibration No.0292
3.4 Certified Reference Material No. 2.4 to 2.6	traceable to	Primary measurement method- Harned cell using calibrated thermometer, barometer, and nanovoltmeter. The Standard Solution preparation and certified by CPAchem Ltd is accredited to ISO 17034 and ISO/IEC 17025
3.5 Certified Reference Material No. 2.7	traceable to	BIM RefN HI-7 LotN 30.04.2020; BIM RefN HI-9 LotN 28.05.2020; BIM RefN HI-8 LotN 30.04.2020; BIM RefN HI-10 LotN 28.05.2020. The Standard Solution preparation and certified by CPAchem Ltd is accredited to ISO 17034 and ISO/IEC 17025

4. This certificate was certified only for the instrument we calibrated.

5. This result of calibration was found accurate as shown on date and place of calibration only.



Calibration Report

Certificate No.: 2202097-001-01

Equipment: pH Meter Resolution: 0.01 pH ; 0.1/1 mV
Manufacturer: HANNA INSTRUMENTS Model: HI 2211
Serial No.: 08165345 Type: Bench top
ID No.: UAE.WAT.004/2556

Date of Calibration: 16 March 2022

Page 3 of 5

Calibration Results:

1. Calibration of pH Meter (Manual Temperature Compensation at 25 °C)

Nominal pH	DC Voltage Standard (mV)	Average Indicator Reading		Uncertainty (±mV)	Coverage Factor (k)
		mV	pH		
0	414.117	414	0.00	0.58	2.00
2	295.811	295.7	2.00	0.063	2.00
4	177.462	177.4	4.00	0.063	2.00
6	59.159	59.2	6.00	0.063	2.00
7	-0.001	0.1	7.00	0.063	2.00
8	-59.159	-59.1	8.00	0.063	2.00
10	-177.463	-177.3	10.00	0.063	2.00
12	-295.812	-295.6	12.00	0.063	2.00
14	-414.119	-414	14.00	0.58	2.00

2. Calibration of pH Meter with Electrode (Manual Temperature Compensation at 25 °C)

Equipment: pH Electrode Type: Combined Electrode
Manufacturer: METTLER TOLEDO Model: LE420
Serial No.: 1142602 ID.No. N/A

Performance of Electrode system (Three-Point Calibration at pH4, pH7 and pH10)

Certified Value @25 °C (pH)	Average Indicator Reading		Relative Slope (%)	Uncertainty (± pH)	Coverage Factor (k)
	pH	mV			
4.008	4.01	180.5	99.3	0.0071	2.00
6.866	6.87	12.5	-	0.0074	2.00
10.015	10.01	-171.5	99.1	0.0090	2.00
6.983	6.98	5.2	-	0.0092	2.00

Calibration Report

Certificate No.: 2202097-001-01

Equipment: Digital Thermometer with RTD (pH Meter)

Resolution: 0.1 °C Model: HI 2211

Serial No.: 08165345 ID No.: UAE.WAT.004/2556

Manufacturer: HANNA INSTRUMENTS

Date of Calibration: 16 March 2022

Page 4 of 5

Location: Chemical Calibration Laboratory, National Food Institute.

Environment Condition: Ambient Temperature (23.0 ± 1.0) °C

Relative Humidity (50 ± 4) %

Condition of this results of Calibration:

1. Calibration Method :
 - In house method: W-TE-025 by comparison with standard thermometer.
 - The Calibration is determined by comparing with a known temperature from a standard resistance thermometer.
 - The temperature scale in use at this laboratory is the International Temperature scale of 1990 (ITS-90).

2. Reference Standard Instrument :

Instrument	Model	Serial No.	Certificate No.	Due Date	Through
HANDHELD THERMOMETER	1523	2118154	PSL-T 0851/64	24-Jun-22	TISTR
Platinum Resistance Thermometer (PRT)	5627A	877332			

Support Equipment : - Low Temperature Bath (ISOCAL-6), Model: Europa-6 Plus Basic, S/N: 341592/2

3. This certificate is traceable to International System of Units (SI Units).
4. This certificate was certified only for the instrument we calibrated.
5. This result of calibration was found accurate as shown on date and place of calibration only.

6. Condition of Calibrated item : Good

7. Result of Calibration : ☒ Without adjustment ☐ After adjustment



Calibration Report

Certificate No.: 2202097-001-01

Equipment: Digital Thermometer with RTD (pH Meter)

Resolution: 0.1 °C Model: HI 2211

Serial No.: 08165345 ID No.: UAE.WAT.004/2556

Manufacturer: HANNA INSTRUMENTS

Date of Calibration: 16 March 2022

Page 5 of 5

Calibration point: 15.0, 25.0 and 35.0 °C

Calibration result:

- The probe was immersed in liquid bath or dry bath to a minimum depth of 100 mm.

- Description of probe, model : N/A S/N : N/A

Dimension of probe : Diameter 3.5 mm., Length 100 mm.,

Sheath material : Stainless Steel

UUC* Reading (°C)	Standard Temperature (°C)	Correction Value (°C)	Uncertainty ± (°C)
15.0	15.001	0.0	0.099
25.0	25.002	0.0	0.099
35.0	35.002	0.0	0.099

Note - UUC* : Unit Under Calibration

The report uncertainty of measurement was based on standard uncertainty multiplied by coverage factor $k = 2$, providing a level of confidence of approximately 95 %.

----- End -----



Calibration Report

Certificate No.: 2103189-002-01

Equipment: pH Meter Resolution: 0.01 pH : 1 mV
Manufacturer: METTLER TOLEDO Model: SevenEasy pH
Serial No.: 1231155210 Type: Bench top
ID No.: UAE.WAT.010/2553

Date of Calibration: 14 June 2021

Page 2 of 5

Location: Chemical Calibration Laboratory, National Food Institute

Environment Condition: Ambient Temperature: (23.7 ± 1.5) °C Relative Humidity: (53.5 ± 5) %

Condition of Equipment: Good Condition

Condition of this Results of Calibration

1. Calibration Method In house method : W-CC-002 based on direct measurement by using standard voltage calibrator and certified reference material (CRM)

2. Reference Standards / Certified Reference Material

Instruments	Serial / ID No.	Manufacturer	Certificate No.	Due Date
2.1 DC Voltage Calibrator	2709007	Fluke	SCL-20F-0682	17 June 2021
2.2 Digital Thermometer	2709007	Fluke	CC 630609-01	30 October 2021
2.3 Thermo-Hygro Meter	NFI.BTH003/17	PONPE	QR20-1578	21 September 2021

Certified Reference Material	Lot. No.	Manufacturer	Ref N	Expire Date
2.4 pH buffer 4.008 (Primary pH buffer Solution)	710048	CPAchem	PH216.L5	2 October 2022
2.5 pH buffer 6.865 (Primary pH buffer Solution)	710049	CPAchem	PH217.L5	2 October 2022
2.6 pH buffer 10.01 (Primary pH buffer Solution)	710050	CPAchem	PH220.L5	2 October 2021
2.7 pH buffer 7.00 (Standard pH buffer Solution)	710051	CPAchem	PH107.L5	2 October 2021

3. This certification is traceable to The International System of Unit (SI Unit)

3.1 Instruments No.2.1	through	NSC-TISI-TIS 17025 Laboratory Accreditation of Calibration No.0075
3.2 Instruments No.2.2	through	NSC-TISI-TIS 17025 Laboratory Accreditation of Calibration No.0061
3.3 Instruments No.2.3	through	NSC-TISI-TIS 17025 Laboratory Accreditation of Calibration No.0292
3.4 Certified Reference Material No. 2.4 to 2.6	traceable to	Primary measurement method- Hamed cell using calibrated thermometer, barometer, and nanovoltmeter. The Standard Solution preparation and certified by CPAchem Ltd is accredited to ISO 17034 and ISO/IEC 17025
3.5 Certified Reference Material No. 2.7	traceable to	BIM RefN HI-7 LotN 30.04.2020; BIM RefN HI-9 LotN 28.05.2020; BIM RefN HI-8 LotN 30.04.2020; BIM RefN HI-10 LotN 28.05.2020. The Standard Solution preparation and certified by CPAchem Ltd is accredited to ISO 17034 and ISO/IEC 17025

4. This certificate was certified only for the instrument we calibrated.

5. This result of calibration was found accurate as shown on date and place of calibration only.

Calibration Report

Certificate No.: 2103189-002-01

Equipment: pH Meter

Resolution: 0.01 pH : 1 mV

Manufacturer: METTLER TOLEDO

Model: SevenEasy pH

Serial No.: 1231155210

Type: Bench top

ID No.: UAE.WAT.010/2553

Date of Calibration: 14 June 2021

Page 3 of 5

Calibration Results:

1. Calibration of pH Meter (Manual Temperature Compensation at 25 °C)

Nominal pH	DC Voltage Standard (mV)	Average Indicator Reading		Uncertainty (±mV)	Coverage Factor (k)
		mV	pH		
0.00	414.118	414	0.00	0.58	2.00
2.00	295.811	296	2.00	0.58	2.00
4.00	177.461	178	4.00	0.58	2.00
6.00	59.160	59	6.00	0.58	2.00
7.00	0.000	0	7.00	0.58	2.00
8.00	-59.158	-59	8.00	0.58	2.00
10.00	-177.461	-177	10.00	0.58	2.00
12.00	-295.812	-296	12.00	0.58	2.00
14.00	-414.118	-414	14.00	0.58	2.00

2. Calibration of pH Meter with Electrode (Manual Temperature Compensation at 25 °C)

Equipment: pH Electrode

Type: Combined Electrode

Manufacturer: METTLER TOLEDO

Model: InLab Solids

Serial No.: 115882

ID.No. N/A

Performance of Electrode system (Three-Point Calibration at pH4, pH7 and pH10)

Certified Value @25 °C (pH)	Average Indicator Reading		Relative Slope (%)	Uncertainty (± pH)	Coverage Factor (k)
	pH	mV			
4.008	4.01	185	99.9	0.0071	2.00
6.866	6.87	16		0.0075	2.00
6.866	6.87	16	98.0	0.0075	2.00
10.008	10.01	-166		0.0093	2.00
6.985	6.99	9	-	0.0093	2.00

Calibration Report

Certificate No.: 2103189-002-01

Equipment: Digital Thermometer with RTD (pH Meter)

Resolution: 0.1 °C Model: SevenEasy pH

Serial No.: 1231155210 ID No.: UAE.WAT.010/2553

Manufacturer: METTLER TOLEDO

Date of Calibration: 14 June 2021

Page 4 of 5

Location: Chemical Calibration Laboratory, National Food Institute

Environment Condition: Ambient Temperature 24 °C ± 1 °C

Relative Humidity 54 % ± 2 %

Condition of this results of Calibration:

1. Calibration Method :
 - In house method: W-TE-025 by comparison with standard thermometer.
 - The Calibration is determined by comparing with a known temperature from a standard resistance thermometer.
 - The temperature scale in use at this laboratory is the International Temperature scale of 1990 (ITS-90).

2. Reference Standard Instrument :

Instrument	Model	Serial No.	Certificate No.	Due Date	Through
HANDHELD THERMOMETER	1521	A85997	TE 640028-01	12-Dec-21	NATIONAL FOOD INSTITUTE
Platinum Resistance Thermometer (PRT)	385	509201			

Support Equipment : - Low Temperature Bath (ISOCAL-6), Model: Europa-6 Plus Basic, S/N: 341592/2

3. This certificate is traceable to International System of Units (SI Units).
4. This certificate was certified only for the instrument we calibrated.
5. This result of calibration was found accurate as shown on date and place of calibration only.

6. Condition of Calibrated item : Good

7. Result of Calibration :



Without adjustment



After adjustment

Calibration Report

Certificate No.: 2103189-002-01

Equipment: Digital Thermometer with RTD (pH Meter)

Resolution: 0.1 °C Model: SevenEasy pH

Serial No.: 1231155210 ID No.: UAE.WAT.010/2553

Manufacturer: METTLER TOLEDO

Date of Calibration: 14 June 2021

Page 5 of 5

Calibration point: 15.0, 25.0 and 35.0 °C

Calibration result:

- The probe was immersed in liquid bath or dry bath to a minimum depth of 25 mm.
- Description of probe, model : InLab Solids S/N : 115882
- Dimension of probe : Diameter 6 mm., Length 25 mm.,
- Sheath material : Glass

UUC* Reading (°C)	Standard Temperature (°C)	Correction Value (°C)	Uncertainty ± (°C)
15.1	15.001	-0.1	0.13
25.1	24.999	-0.1	0.13
35.1	34.999	-0.1	0.13

Note

- UUC* : Unit Under Calibration

The report uncertainty of measurement was based on standard uncertainty multiplied by coverage factor $k=2$, providing a level of confidence of approximately 95 %.

----- End -----




Calibration Certificate

Certificate No.: 2201793-001-01
Client name: UNITED ANALYST AND ENGINEERING CONSULTANT CO.,LTD.
Address: 3 Soi Udomsuk 41, Sukhumvit Road,
Bangchack, Prakanong, Bangkok 10260

Page 1 of 5

Equipment: pH Meter
Manufacturer: METTLER TOLEDO
Model: SevenEasy pH
Serial No.: 1231155210
ID No.: UAE.WAT.010/2553
Order No.: 2201793
Operation No.: 2201793-001
Date of Receipt: 21 February 2022
Date of Calibration: 1 March 2022

Calibrated by Mr.Pheraphat Tuanjit
Scientist

Approved by 
(Mr.Nuttapol Niyomchart) (for)
Specialist, Division of Calibration Laboratory
Responsible for the Technical Management Team

Date of Issue: 1 March 2022

The uncertainties are for a confidence probability of approximately 95%.

This Certificate is issued in accordance with the conditions of accreditation granted by the Thai Laboratory Accreditation Scheme which has assessed the measurement capability of the laboratory and its traceability to recognized national standards and to the units of measurement realized at the corresponding national standards laboratory. This certificate may not be reproduced other than in full except with the prior written approval of the National Food Institute.

Calibration Report

Certificate No.: 2201793-001-01

Equipment:

pH Meter

Resolution: 0.01 pH ; 1 mV

Manufacturer: METTLER TOLEDO

Model: SevenEasy pH

Serial No.: 1231155210

Type: Bench top

ID No.: UAE.WAT.010/2553

Date of Calibration: 1 March 2022

Page 2 of 5

Location: Chemical Calibration Laboratory, NATIONAL FOOD INSTITUTE

Environment Condition: Ambient Temperature: (23.5 ± 1.5) °C Relative Humidity: (53 ± 5) %

Condition of Equipment: Good Condition

Condition of this Results of Calibration

1. Calibration Method In house method : W-CC-002 based on direct measurement by using standard voltage calibrator and certified reference material (CRM)

2. Reference Standards / Certified Reference Material

Instruments	Serial / ID No.	Manufacturer	Certificate No.	Due Date
2.1 DC Voltage Calibrator	2709007	Fluke	SCL-21F-0687	24 June 2022
2.2 Digital Thermometer	2709007	Fluke	CC-640599-01	30 October 2022
2.3 Thermo-Hygro Meter	NFI.BTH004/18	PONPE	QR22-0195	27 January 2023

Certified Reference Material	Lot. No.	Manufacturer	Ref N	Expire Date
2.4 pH buffer 4.008 (Primary pH buffer Solution)	741339	CPAchem	PH216.L5	19 April 2023
2.5 pH buffer 6.865 (Primary pH buffer Solution)	741340	CPAchem	PH217.L5	19 April 2023
2.6 pH buffer 10.01 (Primary pH buffer Solution)	741342	CPAchem	PH220.L5	19 April 2022
2.7 pH buffer 7.00 (Standard pH buffer Solution)	735836	CPAchem	PH107.L5	16 March 2022

3. This certification is traceable to The International System of Unit (SI Unit)

3.1 Instruments No.2.1	through	NSC-TISI-TIS 17025 Laboratory Accreditation of Calibration No.0075
3.2 Instruments No.2.2	through	NSC-TISI-TIS 17025 Laboratory Accreditation of Calibration No.0061
3.3 Instruments No.2.3	through	NSC-TISI-TIS 17025 Laboratory Accreditation of Calibration No.0292
3.4 Certified Reference Material No. 2.4 to 2.6	traceable to	Primary measurement method- Harned cell using calibrated thermometer, barometer, and nanovoltmeter. The Standard Solution preparation and certified by CPAchem Ltd is accredited to ISO 17034 and ISO/IEC 17025
3.5 Certified Reference Material No. 2.7	traceable to	BIM RefN HI-7 LotN 30.04.2020; BIM RefN HI-9 LotN 28.05.2020; BIM RefN HI-8 LotN 30.04.2020; BIM RefN HI-10 LotN 28.05.2020. The Standard Solution preparation and certified by CPAchem Ltd is accredited to ISO 17034 and ISO/IEC 17025

4. This certificate was certified only for the instrument we calibrated.

5. This result of calibration was found accurate as shown on date and place of calibration only.

P. Jongsamrit
1 March 2022

Calibration Report

Certificate No.: 2201793-001-01

Equipment:

pH Meter

Resolution: 0.01 pH ; 1 mV

Manufacturer: METTLER TOLEDO

Model: SevenEasy pH

Serial No.: 1231155210

Type: Bench top

ID No.: UAE.WAT.010/2553

Date of Calibration: 1 March 2022

Page 3 of 5

Calibration Results:

1. Calibration of pH Meter

(Manual Temperature Compensation at 25 °C)

Nominal pH	DC Voltage Standard (mV)	Average Indicator Reading		Uncertainty (±mV)	Coverage Factor (k)
		mV	pH		
0.00	414.117	414	0.00	0.58	2.00
2.00	295.811	296	2.00	0.58	2.00
4.00	177.462	178	4.00	0.58	2.00
6.00	59.159	59	6.00	0.58	2.00
7.00	-0.001	0	7.00	0.58	2.00
8.00	-59.159	-59	8.00	0.58	2.00
10.00	-177.463	-177	10.00	0.58	2.00
12.00	-295.812	-296	12.00	0.58	2.00
14.00	-414.119	-414	14.00	0.58	2.00

2. Calibration of pH Meter with Electrode

(Manual Temperature Compensation at 25 °C)

Equipment: pH Electrode

Type: Combined Electrode

Manufacturer: METTLER TOLEDO

Model: InLabSolids

Serial No.: 1156882

ID.No. N/A

Performance of Electrode system

(Three-Point Calibration at pH4, pH7 and pH10)

Certified Value @25 °C (pH)	Average Indicator Reading		Relative Slope (%)	Uncertainty (± pH)	Coverage Factor (k)
	pH	mV			
4.008	4.00	180	96.25	0.0076	2.00
6.866	6.88	16	-	0.0079	2.00
10.012	10.01	-162	96.13	0.0094	2.00
6.985	7.00	9	-	0.0097	2.00

P. Jenghant
1 March 2022

เอกสารไม่ควบคุม

Calibration Report

Certificate No.: 2201793-001-01

Equipment: Digital Thermometer with RTD (pH Meter)

Resolution: 0.1 °C Model: SevenEasy pH

Serial No.: 1231155210 ID No.: UAE.WAT.010/2553

Manufacturer: METTLER TOLEDO

Date of Calibration: 1 March 2022

Page 4 of 5

Location: Chemical Calibration Laboratory, NATIONAL FOOD INSTITUTE

Environment Condition:

Ambient Temperature 24 °C ± 1 °C

Relative Humidity 53 % ± 2 %

Condition of this results of Calibration:

1. Calibration Method :
 - In house method: W-TE-025 by comparison with standard thermometer.
 - The Calibration is determined by comparing with a known temperature from a standard resistance thermometer.
 - The temperature scale in use at this laboratory is the International Temperature scale of 1990 (ITS-90).

2. Reference Standard Instrument :

Instrument	Model	Serial No.	Certificate No.	Due Date	Through
HANDHELD THERMOMETER	1523	2118154	PSL-T 0851/64	03-Jun-22	TISTR
Platinum Resistance Thermometer (PRT)	5627A	877332			

Support Equipment : - Low Temperature Bath (ISOCAL-6), Model: Europa-6 Plus Basic, S/N: 341592/2

3. This certificate is traceable to International System of Units (SI Units).
4. This certificate was certified only for the instrument we calibrated.
5. This result of calibration was found accurate as shown on date and place of calibration only.

6. Condition of Calibrated item :

Good

7. Result of Calibration :

☒

Without adjustment

☐

After adjustment

P. Jongsomjit
1 March 2022

Calibration Report

Certificate No.: 2201793-001-01

Equipment: Digital Thermometer with RTD (pH Meter)

Resolution: 0.1 °C Model: SevenEasy pH

Serial No.: 1231155210 ID No.: UAE.WAT.010/2553

Manufacturer: METTLER TOLEDO

Date of Calibration: 1 March 2022

Page 5 of 5

Calibration point: 15.0, 25.0 and 35.0 °C

Calibration result:

- The probe was immersed in liquid bath or dry bath to a minimum depth of 100 mm.
- Description of probe, model : N/A S/N : N/A
- Dimension of probe : Diameter 4 mm., Length 100 mm.,
- Sheath material : Stainless Steel

UUC* Reading (°C)	Standard Temperature (°C)	Correction Value (°C)	Uncertainty ± (°C)
15.1	15.006	-0.1	0.099
25.1	25.004	-0.1	0.099
35.1	35.003	-0.1	0.099

P. Jongsomjit
1 March 2022

Note

- UUC* : Unit Under Calibration

The report uncertainty of measurement was based on standard uncertainty multiplied by coverage factor k= 2, providing a level of confidence of approximately 95 %.

----- End -----



TECHNOLOGY PROMOTION ASSOCIATION (THAILAND-JAPAN)
CORPORATE SERVICES 3: EQUIPMENT CALIBRATION AND TESTING SERVICES
534/4 PATTANAKARN ROAD SOI 18, SUANLUANG, SUANLUANG BANGKOK 10250
TEL. 0-2717-3000-27 FAX. 0-2719-9484



Cert. No.: 22TM90

Page.: 1 of 3

Certificate of Calibration

Equipment : BOD Incubator

Manufacturer : Arco

Model : UC4-1320

Serial No. : 13URC4S013201

ID No. : UAE.WAO.015/2561

Submitted by : United Analyst and Engineering Consultant Co.,Ltd.
3 Soi Udomsuk 41, Sukhumvit Road,
Bangchak, Phrakhanong,
Bangkok 10260

Location : Lab Floor 2

Received Order : 17 February 2022

Calibration Date : 17 February 2022

Ambient Temperature : (26 ± 10) °C

Relative Humidity : (50 ± 30) %

Calibrated by : Kunchit Promprat

Approved by :

Malee

Approved Signatory

- (☒) Pornthippa Tameyakul
(☒) Malee Butkruea
(☐) Suwit Imjai

Issue Date : 22 February 2022

The Uncertainties are for a confidence probability of approximately 95%

This certificate may not be reproduced other than in full, except with the prior written
Approval of the head of Corporate Services 3 : Equipment Calibration and Testing Services.

เอกสารไม่ควบคุม
A 0038099



Equipment : BOD Incubator
Condition As-Received : Used Item
Reference : 2202-0446OC-1

Cert. No.: 22TM90

Page.: 2 of 3

Procedure Used :-

Calibration were conducted using calibration procedure CP-OT02 according to direct measurement method with Data Acquisition which connected with Resistance Temperature Detector (RTD).

The temperature scale used was based on ITS-90.

Condition of this result of calibration

1. Reference standard instrument:-

Instrument	Model	Serial No.	Cert. No.	Due Date
1) Data Acquisition	34970A	MY44035217	21LM30	23 Dec 2022

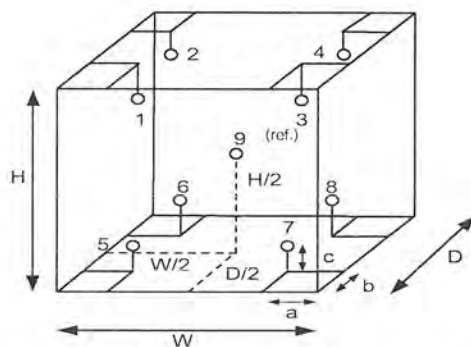
2. This certificate is valid only to the item calibrated on date and place of calibration.

3. This certification is traceable to the International System of Unit.

Result of Calibration :- (*) Without Adjustment

Function of UUC* : Temperature Source

Fresh air setting : Not Available



Environment during calibration		
	Beginning	Finished
Temp. (°C)	28	28
REL.Humid. (%)	68	75
AC Supply (Volt)	226	226

Probe Installation Details :

a = 10 cm
b = 10 cm
c = 10 cm

Dimension of Chamber :

D = 0.62 m
W = 1.2 m
H = 1.2 m
Capacity = 0.89 m³

Position :	Ref. Std. ID No.:
1	18-10RTD-01
2	18-10RTD-02
3	18-10RTD-03
4	18-10RTD-04
5	18-10RTD-05
6	22-10RTD-10
7	18-10RTD-07
8	18-10RTD-08
9 (ref.)	18-10RTD-09

Mlu.

เอกสารไม่ควบคุม
a 1096042



Equipment : BOD Incubator
Condition As-Received : Used Item
Reference : 2202-0446OC-1
Result of Calibration :- (*) Without Adjustment

Cert. No.: 22TM90

Page.: 3 of 3

Function of UUC* : Temperature Source

Fresh air setting : Not Available

Calibration Point (°C)	UUC* Setting (°C)	UUC* Reading (°C)	Temperature stability (± °C)	Temperature uniformity (°C)	Overall Variation (°C)	Uncertainty (± °C)	Coverage Factor <i>k</i>
20.0	19.5	19.4	0.30	0.58	1.0	0.55	2

Calibration Point (°C)	Measured Temperature (°C)								
	Position								
	1	2	3	4	5	6	7	8	9 (ref.)
20.0	20.154	20.013	20.356	19.939	19.834	19.761	19.817	19.824	19.922

Average* : The average of 30 values in each position.

Temperature stability : One-half of the greatest maximum difference of measured temperature at any one sensor.

Temperature uniformity : The maximum difference of measured temperatures at any sensors and the measured temperature at the reference location which are observed at the same time or at as close an observation time as possible to determine the temperature pattern or homogeneity within the chamber under steady-state conditions.

Overall Variation : The Difference of the maximum and minimum measured temperatures throughout observation.

UUC* : Unit Under Calibration

Note : The reported uncertainty of measurement was included stability and excluded uniformity .

The reported uncertainty of measurement was based on a standard uncertainty multiplied by a coverage factor *k*, providing a level of confidence of approximately 95 %.

-o0o-

Maku

เอกสารไม่ควบคุม
a 1096041



TECHNOLOGY PROMOTION ASSOCIATION (THAILAND-JAPAN)
CORPORATE SERVICES 3: EQUIPMENT CALIBRATION AND TESTING SERVICES
534/4 PATTANAKARN ROAD SOI 18, SUANLUANG, SUANLUANG BANGKOK 10250
TEL. 0-2717-3000-27 FAX. 0-2719-9484



Cert. No.: 22TM305

Page.: 1 of 3

Certificate of Calibration

Equipment : BOD Incubator

Manufacturer : ARCO

Model : UR-1320

Serial No. : -

ID No. : UAE.WAO.018/2551

Submitted by : United Analyst and Engineering Consultant Co.,Ltd.
3 Soi Udomsuk 41, Sukhumvit Road,
Bangchak, Phrakhanong,
Bangkok 10260

Location : Lab Floor 2

Received Order : 7 April 2022

Calibration Date : 7 April 2022

Ambient Temperature : (26 ± 10) °C

Relative Humidity : (50 ± 30) %

Calibrated by : Man Pattanapongpaiboon

Approved by :

Malu

Approved Signatory

- () Pornthippa Tameyakul
(✓) Malee Butkruea
() Suwit Imjai

Issue Date : 18 April 2022

The Uncertainties are for a confidence probability of approximately 95%

This certificate may not be reproduced other than in full, except with the prior written
Approval of the head of Corporate Services 3 : Equipment Calibration and Testing Services.

เอกสารไม่ควบคุม

A 0040246



Equipment : BOD Incubator
Condition As-Received : Used Item
Reference : 2204-0015OC-2
Procedure Used :-

Cert. No.: 22TM305
Page.: 2 of 3

Calibration were conducted using calibration procedure CP-OT02 according to direct measurement method with Data Acquisition which connected with Resistance Temperature Detector (RTD).

The temperature scale used was based on ITS-90.

Condition of this result of calibration

1. Reference standard instrument:-

<u>Instrument</u>	<u>Model</u>	<u>Serial No.</u>	<u>Cert. No.</u>	<u>Due Date</u>
1) Data Acquisition	34970A	MY41021843	22LM4	10 Jan 2023

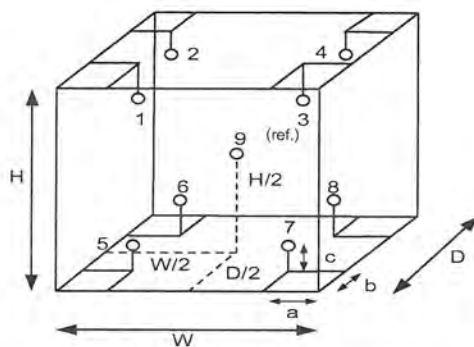
2. This certificate is valid only to the item calibrated on date and place of calibration.

3. This certification is traceable to the International System of Unit.

Result of Calibration :- (*) Without Adjustment

Function of UUC* : Temperature Source

Fresh air setting : Not Available



Environment during calibration		
	Beginning	Finished
Temp. (°C)	27	27
REL.Humid. (%)	56	59
AC Supply (Volt)	222	221

Probe Installation Details :

Dimension of Chamber :

a = 10 cm
b = 10 cm
c = 10 cm

D = 0.62 m
W = 1.2 m
H = 1.2 m
Capacity = 0.89 m³

Position :	Ref. Std. ID No.:
1	18-04RTD-01
2	18-04RTD-02
3	18-04RTD-03
4	18-04RTD-04
5	18-04RTD-05
6	18-04RTD-06
7	18-04RTD-07
8	18-04RTD-08
9 (ref.)	18-04RTD-09

เอกสารไม่ควบคุม

a 1104314



Equipment : BOD Incubator
Condition As-Received : Used Item
Reference : 2204-0015OC-2
Result of Calibration :- (*) Without Adjustment
Function of UUC* : Temperature Source
Fresh air setting : Not Available

Cert. No.: 22TM305

Page.: 3 of 3

Calibration Point (°C)	UUC* Setting (°C)	UUC* Reading (°C)	Temperature stability (± °C)	Temperature uniformity (°C)	Overall Variation (°C)	Uncertainty (± °C)	Coverage Factor <i>k</i>
20.0	20.0	20.0	0.50	0.44	1.1	0.64	2

Calibration Point (°C)	Measured Temperature (°C)								
	Position								
	1	2	3	4	5	6	7	8	9 (ref.)
20.0	20.080	20.056	19.866	19.826	19.655	19.656	19.819	19.979	19.899

Average* : The average of 30 values in each position.

Temperature stability : One-half of the greatest maximum difference of measured temperature at any one sensor

Temperature uniformity : The maximum difference of measured temperatures at any sensors and the measured temperature at the reference location which are observed at the same time or at as close an observation time as possible to determine the temperature pattern or homogeneity within the chamber under steady-state conditions.

Overall Variation : The Difference of the maximum and minimum measured temperatures throughout observation.

UUC* : Unit Under Calibration

Note : The reported uncertainty of measurement was included stability and excluded uniformity .

The reported uncertainty of measurement was based on a standard uncertainty multiplied by a coverage factor *k*, providing a level of confidence of approximately 95 %.

-o0o-


เอกสารไม่ควบคุม

Malu

a 1104313

CERTIFICATE OF CALIBRATION

Equipment : COD Test Tube Heater
Meter Model : HI839800-02 **Serial No. :** H018500I
Manufacturer : Hanna Instruments
Made in : Romania
Condition As-Received : Used Product
Reference : RE220234
Customer name : United Analyst and Engineering Consultant Co., Ltd.
3 Soi Udomsuk 41, Sukhumvit Rd., Bangchak,
Phrakhanong, Bangkok 10260
Received date : 21 February 2022
Calibrate date : 1 March 2022
Issue date : 2 March 2022
Ambient Temperature : (25 ± 2)°C
Relative Humidity : (50 ± 15)% RH
Calibrated Location : Hanna Instruments (Thailand) Ltd.

Calibrated by :Mr. Pichit Petthong
Calibration Engineer**Approved by :**Mr. Anan Suwanchaisakul
Authorized Signatory

This certificate was certified only for the instrument we calibrated.

This result of calibration was found accurate on date and place of calibration only.

** This certificate may not be reproduced other than in full, except with the prior written **
approval of the head of Hanna Instrument (Thailand)

เอกสารไม่ควบคุม

Condition of this result of calibration
Reference Standard Instruments :

Instruments	Model	Serial No.	Certificate No.	Traceable
Thermometer With Sensor	HI935005	03250060101	21T167	Technology Promotion Association (Thailand-Japan)

Reference / Procedure :

This equipment was calibration by comparison to the reference standard (Standard platinum resistance thermometer) whose accuracy is traceable to the national standard. The calibration was performed by generating the specified working point of temperature then recorded the temperature reading values against the reference standard according to Hanna Calibration Laboratory work Instruction No. 141.

This temperature scale used was based on ITS-90

All data shown below were as-received values without adjustment.

SITE CALIBRATION

1	2	3	4	5
6	7	8	9	10
11	12	13	14	15
16	17	18	19	20
21	22	23	24	25

Result of Calibration :

Calibration Point	Unit Under Calibration Setting	Unit Under Calibration Reading	Temperature Stability	Uncertainty of Measurement
150.0 (°C)	- (°C)	150.6 (°C)	1.3 (°C)	± 0.39 (°C)

Calibration Point (°C)	Average Standard Reading (°C)				
	Position				
150.0	1	2	3	4	5
	150.2	150.4	150.4	150.3	150.2
	6	7	8	9	10
	150.4	150.9	151.1	151.1	150.6
	11	12	13	14	15
	150.4	151.0	151.5	151.3	150.5
	16	17	18	19	20
	150.3	150.8	151.2	151.2	150.5
	21	22	23	24	25
	150.2	150.3	150.5	150.4	150.3

The reported uncertainty of measurement was based on standard uncertainty multiplied by a coverage factor k=2, providing a level of confidence of approximately 95%

** End of certificate **

เอกสารไม่ควบคุม

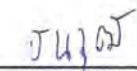
CERTIFICATE OF CALIBRATION

Certificate No. : SP22-007

Page 1 of 5

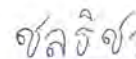
Customer : United Analyst and Engineering Consultant Co.,Ltd. (Head Office)**Address :** 3 Soi Udomsuk 41, Sukhumvit Road, Bangchak, Phrakhanong,

Bangkok 10260

Location of calibration : Laboratory 315**Equipment :** UV-Vis Spectrophotometer**Manufacturer :** Hitachi**Model :** U-1900**Serial No. :** 2021-064**ID No. :** UAE.WAS.006/2552**Received Date :** 20 January 2022**Calibration Date :** 20 January 2022**Issue Date :** 24 January 2022**Condition Instrument :** Good**Calibrated by :**

(Mr.Tanawut Rittidach)

Technical Manager

Approved by :

(Ms. Chonthicha Sangngern)

Quality Manager

The calibration result is applied only to the above calibrated item and was found accurate as shown on date and place of calibration only.

The measurement capability of the laboratory and its traceability to recognized national standards and to the unit of measurement realized at the corresponding national standards laboratory. This certificate may not be reproduced other than in full except with the prior written approval of the DQE Services Co., Ltd.

REPORT OF CALIBRATION

Certificate No. : SP22-007

Page 2 of 5

Environment Condition : Ambient Temperature 25 ± 5 °CRelative humidity 55 ± 20 %RH**Calibration method :** In-house method CP-01 Based on ASTM E275-08**Certified Reference Materials :**

Material	Serial No.	Certificate No.	Due date
Absorbance Standard set	25760	95935	22 October 2023
Absorbance Standard set	25757	95929	22 October 2023
Wavelength Standard set	25806	95916	22 October 2023
Wavelength Standard set	25758	95915	22 October 2023

Traceability This certification is traceable to the International System of Unit maintained at National -

Institute of Standards and Technology (NIST) through Starna Scientific Limited

Spectral Band Width of UUC : 4.0 nm.**Scan Speed of UUC :** 200 nm/min**Scan Interval of UUC :** 0.1 nm.**Resolution of UUC :** Photometric 0.001 Abs.

Wavelength 0.1 nm.

REPORT OF CALIBRATION

Certificate No. : SP22-007

Page 3 of 5

Calibration Results : Without adjustment

Photometric Accuracy :

Wavelength (nm.)	CRMs Values (Abs)	UUC Reading (Abs)	Correction (Abs)	Uncertainty (Abs)	Coverage factor <i>k</i>
420	0.0000	0.000	0.0000	0.0028	2.00
	0.5787	0.577	0.0017	0.0031	2.00
	1.0490	1.050	-0.0010	0.0029	2.00
	2.1900	2.183	0.0070	0.0080	2.00
440	0.0000	0.000	0.0000	0.0028	2.00
	0.5607	0.560	0.0007	0.0034	2.00
	1.0247	1.023	0.0017	0.0035	2.00
	2.1229	2.118	0.0049	0.0079	2.00
465	0.0000	0.000	0.0000	0.0028	2.00
	0.5236	0.521	0.0026	0.0030	2.00
	0.9634	0.963	0.0004	0.0029	2.00
	1.9763	1.974	0.0023	0.0070	2.00
546.1	0.0000	0.000	0.0000	0.0028	2.00
	0.5191	0.518	0.0011	0.0031	2.00
	1.0003	1.000	0.0003	0.0033	2.00
	1.9987	1.996	0.0027	0.0084	2.00
590	0.0000	0.000	0.0000	0.0028	2.00
	0.5523	0.552	0.0003	0.0030	2.00
	1.0809	1.082	-0.0011	0.0030	2.00
	2.0391	2.033	0.0061	0.0079	2.00
635	0.0000	0.000	0.0000	0.0028	2.00
	0.5601	0.562	-0.0019	0.0031	2.00
	1.0512	1.052	-0.0008	0.0030	2.00
	1.9294	1.925	0.0044	0.0079	2.00

REPORT OF CALIBRATION

Certificate No. : SP22-007

Page 4 of 5

Photometric Accuracy :

Wavelength (nm.)	CRMs Values (Abs)	UUC Reading (Abs)	Correction (Abs)	Uncertainty (Abs)	Coverage factor <i>k</i>
235	0.0000	0.000	0.0000	0.0050	2.00
	0.7478	0.746	0.0018	0.0057	2.00
257	0.0000	0.000	0.0000	0.0050	2.00
	0.8686	0.861	0.0076	0.0059	2.00
313	0.0000	0.000	0.0000	0.0050	2.00
	0.2912	0.291	0.0002	0.0051	2.00
350	0.0000	0.000	0.0000	0.0050	2.00
	0.6448	0.638	0.0068	0.0055	2.00

REPORT OF CALIBRATION

Certificate No. : SP22-007

Page 5 of 5

Wavelength Accuracy :

CRMs Values (nm.)	UUC Reading (nm.)	Correction (nm.)	Uncertainty (nm.)	Coverage factor <i>k</i>
241.54	240.8	0.74	0.18	2.00
279.40	278.5	0.90	0.18	2.00
288.70	288.0	0.70	0.18	2.00
334.22	333.5	0.72	0.18	2.00
361.26	360.5	0.76	0.18	2.00
418.48	418.0	0.48	0.18	2.00
446.70	446.0	0.70	0.18	2.00
453.20	453.0	0.20	0.18	2.00
460.06	459.5	0.56	0.18	2.00
536.90	536.0	0.90	0.18	2.00
637.94	637.2	0.74	0.18	2.00
440.74	440.0	0.74	0.18	2.00
472.22	471.6	0.62	0.18	2.00
513.70	513.0	0.70	0.18	2.00
528.72	528.0	0.72	0.18	2.00
574.60	573.8	0.80	0.18	2.00
585.48	584.6	0.88	0.20	2.00
684.63	684.0	0.63	0.18	2.00
740.27	739.8	0.47	0.20	2.00
748.28	747.8	0.48	0.18	2.00
807.16	806.4	0.76	0.18	2.00
879.70	878.8	0.90	0.18	2.00

Remark : - UUC = Unit Under Calibration

- N/A = Not Available

- The result expanded uncertainty of measurement U is stated as the standard uncertainty of measurement multiplied by the coverage factor k .

which for a normal distribution corresponds to a coverage probability of approximately 95%

- * Indicates non TISI accredited

- End of Certificate -




TECHNOLOGY PROMOTION ASSOCIATION (THAILAND-JAPAN)
CORPORATE SERVICES 3: EQUIPMENT CALIBRATION AND TESTING SERVICES
534/4 PATTANAKARN ROAD SOI 18, SUANLUANG, SUANLUANG BANGKOK 10250
TEL. 0-2717-3000-27 FAX. 0-2719-9484



Cert.No.: 22MM210
Page.: 1 of 3

Certificate of Calibration

Equipment : Electronic Balance
Manufacturer : Mettler Toledo
Model : XSR205
Serial No. : C009071872
ID No. : UAE.WAO.012/2563
Submitted by : United Analyst and Engineering Consultant Co.,Ltd.
3 Soi Udomsuk 41, Sukhumvit Road,
Bangchak, Phakhanong,
Bangkok 10260
Location : Balance Room
Received order : 26 April 2022
Calibration Date : 26 April 2022
Ambient Temperature : 15 °C to 40 °C
Relative Humidity : 30 % to 90 %
Calibrated by : Kunchit Promprat
Approved by : 
Approved Signatory
() Pornthippa Tameyakul
(✓) Malee Butkruea
() Suwit Imjai
Issue Date : 29 April 2022

The Uncertainties are for a confidence probability of approximately 95%

This certificate may not be reproduced other than in full, except with the prior written
Approval of the head of Corporate Services 3 : Equipment Calibration and Testing Services.

เอกสารไม่ควบคุม



Equipment : Electronic Balance
Condition As-Received : Used Item
Reference : 2204-0542OC-1

Cert.No.: 22MM210

Page: 2 of 3

Procedure used :-

Calibration were conducted using in-house calibration procedure CP-OB01 according to direct measurement method against standard weight.

Condition of this result of calibration

1. Reference standard instruments:-

<u>Instruments</u>	<u>Model</u>	<u>Serial No.</u>	<u>ID No.</u>	<u>Test report No.</u>	<u>Due date</u>
1) Standard Weight Set (E2)	15884	-	70RC138	MM-0009-21	3 Feb 2023

2. This certificate is valid only to the item calibrated on date and place of calibration.

3. This result of calibration was made on requested at the point specified by customer.

4. This certificate is not certified for any commercial transaction.

5. This certification is traceable to the International System of Unit.

Result of calibration () Without Adjustment (*) After Adjustment by Internal Calibration

Range capacity :	0 g to 81 g	Resolution	0.00001 g
	81 g to 220 g	Resolution	0.0001 g

Before Adjustment :

<u>Applied Weight</u>	<u>Balance Reading</u>	<u>Correction</u>	<u>Measurement Uncertainty</u>	<u>Coverage Factor</u>
(g)	(g)	(g)	(\pm mg)	(k)
80	80.00004	-0.00004	0.15	2.00
200	199.9999	+0.0001	0.35	2.00

After Adjustment :

1. Determination of the standard deviation of weighing machine (n = 10)

<u>Applied Weight</u>	<u>Standard Deviation of Reading (g)</u>
(g)	
80	0.000008
200	0.00005

เอกสารไม่ควบคุม



Equipment : Electronic Balance
 Condition As-Received : Used Item
 Reference : 2204-0542OC-1

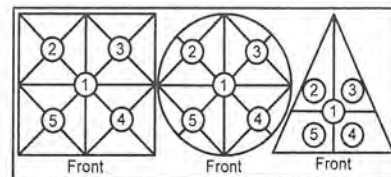
Cert.No.: 22MM210

Page: 3 of 3

Result of calibration

2. Effect of off center loading

A mass of 100 g was placed to various position on the pan.
 The weighing machine reading error obtained is given in the table



Maximum difference between
 off-center and central loading
 (g)
 0.0002

Position 1 (g)	Position 2 (g)	Position 3 (g)	Position 4 (g)	Position 5 (g)
-0.0002	-0.0001	0.0000	-0.0002	-0.0002

3. Departure from nominal value

Applied Weight (g)	Balance Reading (g)	Correction (g)	Measurement Uncertainty (± mg)	Coverage Factor (k)
Unload	0.00000	0.00000	0.016	2.13
0.05	0.05001	-0.00001	0.016	2.13
0.1	0.10001	-0.00001	0.017	2.11
1	1.00002	-0.00002	0.019	2.05
5	5.00003	-0.00003	0.026	2.00
20	20.00008	-0.00008	0.049	2.00
50	50.00010	-0.00010	0.080	2.00
80	80.00014	-0.00014	0.15	2.00
100	100.0001	-0.0001	0.21	2.00
150	150.0001	-0.0001	0.29	2.00
200	200.0001	-0.0001	0.35	2.00

The reported uncertainty of measurement was based on a standard uncertainty multiplied by a coverage factor k , providing a level of confidence of approximately 95 %.

-o0o-

เอกสารไม่ควบคุม



TECHNOLOGY PROMOTION ASSOCIATION (THAILAND-JAPAN)
CORPORATE SERVICES 3: EQUIPMENT CALIBRATION AND TESTING SERVICES
534/4 PATTANAKARN ROAD SOI 18, SUANLUANG, SUANLUANG BANGKOK 10250
TEL. 0-2717-3000-27 FAX. 0-2719-9484



Cert. No.: 21TM1876

Page.: 1 of 3

Certificate of Calibration

Equipment : Hot Air Oven

Manufacturer : Memmert

Model : UF 55

Serial No. : B216.1666

ID No. : UAE.WAO.027/2559

Submitted by : United Analyst and Engineering Consultant Co.,Ltd.
3 Soi Udomsuk 41, Sukhumvit Road,
Bangchak, Phrakhanong,
Bangkok 10260

Location : Lab Floor 2

Received Order : 29 October 2021

Calibration Date : 29 October 2021

Ambient Temperature : (26 ± 10) °C

Relative Humidity : (50 ± 30) %

Calibrated by : Kunchit Promprat

Approved by :

Malee

Approved Signatory

- (☒) Pornthippa Tameyakul
(☒) Malee Butkruea
(☐) Suwit Imjai

Issue Date : 4 November 2021

The Uncertainties are for a confidence probability of approximately 95%

This certificate may not be reproduced other than in full, except with the prior written
Approval of the head of Corporate Services 3 : Equipment Calibration and Testing Services.

เอกสารไม่ควบคุม



Equipment : Hot Air Oven
Condition As-Received : Used Item
Reference : 2110-0701OC-1

Cert. No.: 21TM1876
Page.: 2 of 3

Procedure Used :-

Calibration were conducted using calibration procedure CP-OT02 according to direct measurement method with Data Acquisition which connected with Resistance Temperature Detector (RTD) and Thermocouple Type T.

The temperature scale used was based on ITS-90.

Condition of this result of calibration

1. Reference standard instrument:-

Instrument	Model	Serial No.	Cert. No.	Due Date
1) Data Acquisition	34970A	MY44067817	21LM10	20 Jul 2022

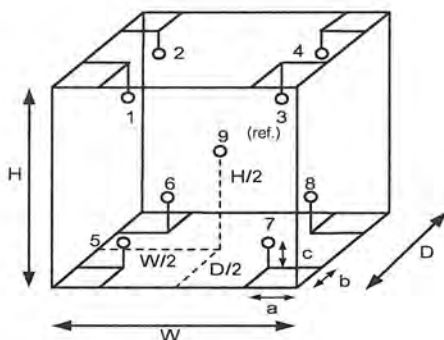
2. This certificate is valid only to the item calibrated on date and place of calibration.

3. This certification is traceable to the International System of Unit.

Result of Calibration :- (*) Without Adjustment

Function of UUC* : Temperature Source

Fresh air setting : Close



Environment during calibration		
	Beginning	Finished
Temp. (°C)	28	28
REL.Humid. (%)	56	55
AC Supply (Volt)	230	230

Ref. Std. ID No.: @ Calibration Point

Position :	(140, 180) °C	(104) °C
1	21-15TC-01	15RTD2/11
2	21-15TC-02	15RTD2/12
3	21-15TC-03	15RTD2/13
4	21-15TC-04	15RTD2/14
5	21-15TC-05	15RTD2/15
6	21-15TC-06	15RTD2/20
7	21-15TC-07	15RTD2/17
8	21-15TC-08	15RTD2/18
9 (ref.)	21-15TC-09	15RTD2/19

Probe Installation Details : Dimension of Chamber :

a =	5.0	cm	D =	0.33	m
b =	5.0	cm	W =	0.40	m
c =	5.0	cm	H =	0.40	m
			Capacity =	0.053	m ³

Malu

เอกสารไม่ควบคุม



Equipment : Hot Air Oven
Condition As-Received : Used Item
Reference : 2110-0701OC-1
Result of Calibration :- (*) Without Adjustment
Function of UUC* : Temperature Source
Fresh air setting : Close

Cert. No.: 21TM1876
Page.: 3 of 3

Calibration Point (°C)	UUC* Setting (°C)	UUC* Reading (°C)	Temperature stability (± °C)	Temperature uniformity (°C)	Overall Variation (°C)	Uncertainty (± °C)	Coverage Factor <i>k</i>
104.0	104.0	104.0	0.11	0.52	0.72	0.42	2
140.0	140.0	140.0	0.25	1.1	1.4	1.1	2
180.0	180.0	180.0	0.18	0.87	1.2	1.1	2

Calibration Point (°C)	Measured Temperature (°C)								
	Position								
	1	2	3	4	5	6	7	8	9 (ref.)
104.0	103.852	103.978	104.382	104.323	103.776	104.015	104.312	104.196	103.907
140.0	140.309	140.730	140.426	140.270	139.531	139.666	140.067	139.895	139.750
180.0	180.598	180.339	180.755	180.619	179.716	179.829	180.204	180.365	179.975

Average* : The average of 30 values in each position.

Temperature stability : One-half of the greatest maximum difference of measured temperature at any one sensor.

Temperature uniformity : The maximum difference of measured temperatures at any sensors and the measured temperature at the reference location which are observed at the same time or at as close an observation time as possible to determine the temperature pattern or homogeneity within the chamber under steady-state conditions.

Overall Variation : The Difference of the maximum and minimum measured temperatures throughout observation.

UUC* : Unit Under Calibration

Note : The reported uncertainty of measurement was included stability and excluded uniformity .

The reported uncertainty of measurement was based on a standard uncertainty multiplied by a coverage factor *k*, providing a level of confidence of approximately 95 %.

-o0o-

Malu

เอกสารไม่ควบคุม


Calibration Certificate

Certificate No.: 2202934-001-01
Client name: UNITED ANALYST AND ENGINEERING CONSULTANT CO., LTD.
Address: 3 Soi Udomsuk 41, Sukhumvit Road,
Bangchack, Prakhnong, Bangkok 10260

Page 1 of 4

Equipment: Electronic Balance
Manufacturer: METTLER TOLEDO
Model: XSR204
Serial No.: C117635043
ID No.: UAE.WAS.012/2564
Order No.: 2202934
Operation No.: 2202934-001
Date of Receipt: 13 May 2022
Date of Calibration: 13 May 2022

Calibrated by Mr.Manas Somsak
Specialist

Approved by 
(Mr.Pheraphat Tuanjit)
Manager, Division of Calibration Laboratory
Responsible for the Technical Management Team

Date of Issue: 25 May 2022

The uncertainties are for a confidence probability of approximately 95%

This Certificate is issued in accordance with the conditions of accreditation granted by the Thai Laboratory Accreditation Scheme which has assessed the measurement capability of the laboratory and its traceability to recognized national standards and to the units of measurement realized at the corresponding national standards laboratory. This certificate may not be reproduced other than in full except with the prior written approval of the National Food Institute.

F-CS-009 Revision: 01 Date: 20-04-65

Calibration Report

Certificate No.: 2202934-001-01

Equipment:

Electronic Balance

Manufacturer: METTLER TOLEDO

Model: XSR204

Resolution: 0.0001 g

Serial No.: C117635043

ID No.: UAE.WAS.012/2564

Capacity: 220 g

Date of Calibration: 13 May 2022

Page 2 of 4

Environment Condition: Ambient Temperature 22.3 ± 0.1 °C Relative Humidity: 47 ± 3 %

Place of Calibration: Balance room (Water Analysis Unit), UNITED ANALYST AND ENGINEERING CONSULTANT CO., LTD.

Condition of Equipment: Good Condition

Condition of This Results of Calibration:

1. Calibration Method: NFI Method W-MA-001 In-House Method based on UKAS Lab 14 : 2019

2. Reference Standards:

Reference Standard	Model	Serial No	Calibrated By	Certificate No.	Due Date
Standard Weight Class E2	1mg to 200g	B505567572	TCS	M2204137S	23 April 2023

Instrument	Model	Serial No	Calibrated By	Certificate No.	Due Date
Thermo-Hygro Meter	PONPE 490	NFI.BTH 010/18	Quality Reborn	QR22-0350	18 February 2023

3. This certification is traceable to SI UNIT

4. This certificate was certified only for the instrument we calibrated.

5. This result of calibration was found accurate as shown on date and place of calibration only.

Calibration Results:

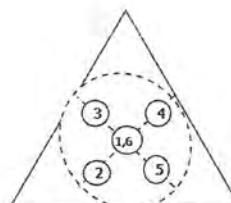
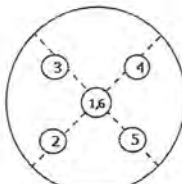
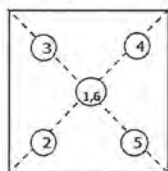
1. Repeatability of Reading:

Nominal Value (g)	Standard Deviation of Reading (g)
100	0.000033
200	0.000032

2. Off-Center Error:

A mass of 50 g was placed and moved to various position on pan.

The balance reading obtained is given in the table.



1	2	3	4	5	6	(Maximum Difference)
(g)	(g)	(g)	(g)	(g)	(g)	(g)
50.000	50.000	50.000	50.000	50.000	50.000	0.000

F-CS-012 Revision: 01 Date: 20-04-65

Handwritten signature

Calibration Report

Certificate No.: 2202934-001-01

Equipment:

Electronic Balance

Manufacturer: METTLER TOLEDO

Model: XSR204

Resolution: 0.0001 g

Serial No.: C117635043

ID No.: UAE.WAS.012/2564

Capacity: 220 g

Date of Calibration: 13 May 2022

Page 3 of 4

Calibration Results: (Continued)

Calibration Range: 0 - 200 g

Calibration Adjustment: Internal Calibration

3. Departure from Nominal Value:

Nominal Value (g)	Standard Value (g)	Average Reading (g)	Correction (g)	Uncertainty (± g)	Coverage Factor k
Unload	0.00000	0.0000	0.0000	0.000085	2.00
0.01	0.01000	0.0100	0.0000	0.000085	2.00
0.02	0.02000	0.0200	0.0000	0.000085	2.00
0.05	0.05000	0.0500	0.0000	0.000085	2.00
0.1	0.10001	0.1000	0.0000	0.000085	2.00
0.2	0.20001	0.2000	0.0000	0.000085	2.00
0.5	0.50002	0.5000	0.0000	0.000085	2.00
1	1.00001	1.0000	0.0000	0.000086	2.00
2	2.00003	2.0000	0.0000	0.000086	2.00
3	3.00004	3.0000	0.0000	0.000087	2.00
5	5.00002	5.0000	0.0000	0.000087	2.00
10	10.00001	10.0000	0.0000	0.000088	2.00
20	20.00004	20.0000	0.0000	0.000092	2.00
30	30.00005	30.0001	-0.0001	0.00010	2.00
40	40.00008	40.0001	0.0000	0.00011	2.00
45	45.00010	45.0001	0.0000	0.00013	2.00



F-CS-012 Revision: 01 Date: 20-04-65



Calibration Report

Certificate No.: 2202934-001-01

Equipment: Electronic Balance

Manufacturer: METTLER TOLEDO

Model: XSR204

Resolution: 0.0001 g

Serial No.: C117635043

ID No.: UAE.WAS.012/2564

Capacity: 220 g

Date of Calibration: 13 May 2022

Page 4 of 4

Calibration Results: (Continued)

Calibration Range: 0 - 200 g

Calibration Adjustment: Internal Calibration

3. Departure from Nominal Value:

Nominal Value (g)	Standard Value (g)	Average Reading (g)	Correction (g)	Uncertainty (± g)	Coverage Factor k
50	50.00004	50.0001	-0.0001	0.00011	2.00
55	55.00006	55.0001	0.0000	0.00012	2.00
60	60.00005	60.0001	-0.0001	0.00012	2.00
65	65.00007	65.0002	-0.0001	0.00013	2.00
70	70.00008	70.0002	-0.0001	0.00013	2.00
75	75.00010	75.0002	-0.0001	0.00013	2.00
80	80.00009	80.0002	-0.0001	0.00014	2.00
85	85.00011	85.0002	-0.0001	0.00014	2.00
90	90.00012	90.0002	-0.0001	0.00015	2.00
100	100.00008	100.0003	-0.0002	0.00016	2.00
120	120.00011	120.0003	-0.0002	0.00018	2.00
150	150.00012	150.0004	-0.0003	0.00021	2.00
200	200.00015	200.0004	-0.0003	0.00028	2.00

The reported uncertainty of measurement was based on a standard uncertainty multiplied by a coverage factor k , providing a level of confidence of approximately 95 %.

----- End -----



F-CS-012 Revision: 01 Date: 20-04-65

เอกสารไม่ควบคุม



Verification Certificate

Certificate No.: 2202361-001-01
Client name: UNITED ANALYST AND ENGINEERING CONSULTANT CO., LTD.
Address: 3 Soi Udomsuk 41, Sukhumvit Road,
Bangchack, Prakanong, Bangkok 10260

Page 1 of 4

Equipment: HEATING BLOCK DIGESTION

Manufacturer: FOSS

Model: 2520

Serial No.: 91794469

ID No.: UAE.WAS.011/2560


Order No.: 2202361

Operation No.: 2202361-001

Date of Receipt: 4 April 2022

Date of Calibration: 4-6 April 2022

Calibrated by Mr.Nuttapol Niyomchat
Specialist

Approved by 
(Mr.Pheraphat Tuanjit)

Manager, Division of Calibration Laboratory

Date of Issue: 11 April 2022

Responsible for the Technical Management Team

The uncertainties are for a confidence probability of approximately 95 %.

This Certificate is issued in accordance with the conditions of accreditation granted by the Thai Laboratory Accreditation scheme which has assessed the measurement capability of the laboratory and its traceability to recognized national standards and to the units of measurement realized at the corresponding national standards laboratory. This certificate may not be reproduced other than in full except with the prior written approval of the National Food Institute.

Verification Report

Certificate No.: 2202361-001-01
Equipment: HEATING BLOCK DIGESTION
Model: 2520 Serial No.: 91794469
Resolution: 1 °C ID No.: UAE.WAS.011/2560
Manufacturer: FOSS
Date of Calibration: 4-6 April 2022

Page 2 of 4

Location: Laboratory Room, NATIONAL FOOD INSTITUTE
Environment Condition: Ambient Temperature (25 ± 3) °C
Relative Humidity (55 ± 15) %
Line Voltage (220 ± 10) Volt

Condition of this results of Calibration:

- This instrument was calibrated by insert standard thermocouples type R into its heating block digestion and compared to temperature obtained from reference standards thermometer at calibrated point.
 - The temperature scale used was based on ITS - 90 .
 - All data show below were final values and the initial data may be obtained upon request.
- Reference Standard Instrument :

Instrument	Model	Serial No.	Certificate No.	Due Date	Through
Digital Thermometer with Thermocouple	34970A/34901A	MY44045576/MY41194453	TC21/0041	24-Apr-2022	N.M. Technical Center Laboratory
	Type R	TC#101-103 / CH#101-103			

- This certificate is traceable to international system of units (SI Units).
- This certificate was certified only for the instrument we calibrated.
- This result of calibration was found accurate as shown on date and place of calibration only.
- Condition of Calibrated item : Good

UUC* Description

Time of Record - Hour 30 Minute At 380 °C

7. Result of Calibration : ☒ Without adjustment ☐ After adjustment

Verification Report

Certificate No.: 2202361-001-01
Equipment: HEATING BLOCK DIGESTION
Model: 2520 Serial No.: 91794469
Resolution: 1 °C ID No.: UAE.WAS.011/2560
Manufacturer: FOSS

Date of Calibration: 4-6 April 2022

Page 3 of 4

Calibration point: 380 °C

Calibration result:

Reporting of Temperature

Block No.	UUC* Setting (°C)	UUC* Reading (°C)	Stability (±°C)	Standard Thermometer (°C)	Uncertainty (±°C)
1	380	380	0.13	376.48	1.5
2	380	380	0.12	376.58	1.5
3	380	380	0.12	376.51	1.5
4	380	380	0.14	376.70	1.6
5	380	380	0.18	376.81	1.6
6	380	380	0.12	377.23	1.6
7	380	380	0.12	377.37	1.5
8	380	380	0.13	376.68	1.5
9	380	380	0.14	376.72	1.5
10	380	380	0.18	378.97	1.6
11	380	380	0.25	378.79	1.6
12	380	380	0.11	377.14	1.6
13	380	380	0.19	379.65	1.6
14	380	380	0.16	379.61	1.6
15	380	380	0.16	378.66	1.6
16	380	380	0.15	379.18	1.6
17	380	380	0.23	377.39	1.6
18	380	380	0.11	377.71	1.6
19	380	380	0.22	376.64	1.6
20	380	380	0.16	376.56	1.6

Note:

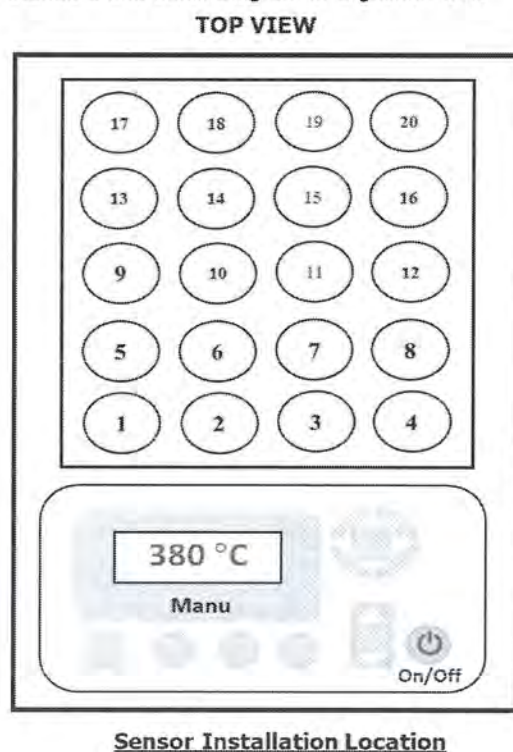
- UUC* = Unit Under Calibration
- Immersion depth of standard thermometer in tube level high of sand is equal heater plate of UUC.
- Stability = One-half of the greatest maximum difference of measured temperatures at one sensors, for at least half an hour after reaching steady state.

Verification Report

Certificate No.: 2202361-001-01
Equipment: HEATING BLOCK DIGESTION
Model: 2520 Serial No.: 91794469
Resolution: 1 °C ID No.: UAE.WAS.011/2560
Manufacturer: FOSS
Date of Calibration: 4-6 April 2022
Calibration point: 380 °C
Calibration result: Continued

Page 4 of 4

Figure 1. Location of Reference Standard and Block Diagram of Digestion Unit



Note:

- UUC* = Unit Under Calibration
- Immersion depth of standard thermometer in tube level high of sand is equal heater plate of UUC.
- Stability = One-half of the greatest maximum difference of measured temperatures at one sensors, for at least half an hour after reaching steady state.

The report uncertainty of measurement was based on standard uncertainty multiplied by coverage factor $k=2$, providing a level of confidence of approximately 95 %.

----- End -----

FOSS

Customer Service Report

FOSS South East Asia

3388 Sirinrat Building, 25th – 26th Floor, Unit No. 3388/90,
Rama IV Road, Klongton , Klongtoey, Bangkok, Thailand 10110

Report No:

5874

Date:

30/11/21

Customer:

UAE

Address:

41 ซ.พหลโยธิน
270077 นนทบุรี นนทบุรี 10260

Instrument:

KT200

Serial:

91790529

Hours

Travel To Customer

Start

8.00

Finish

9.00

1

Labour

9.00

19.00

Travel From Customer

14.00

15.00

1

Job Type

Application	Special	Standard
Normal	Courtesy Visit	Installation
Distributor	PMA Onboarding	Quote
Internal	Warranty	Repair
Digital Service	Sales Support	Remote
		Training
		In House
		PM
		Other

PO/Quote Number:

if applicable

PMA Type

Foss care Pro

Contract No.

if applicable



Details of Work / Test

Condition / Status

- Check Instrument	OK
- 62/006 PM kit for kt200	Pass
- 62/006 Safety Valve	Pass
- 62/006 Rubber Grommet	Pass
- 62/006 Seal	Pass
- 62/006 Heating element	Pass
- 62/006 New panel PCB	Pass
- 62/006 Safety door complete	Pass
- Clean & lubricant	Pass
- Check level	Pass
- Check volum Alkali set 30ml to 28ml	Pass
Instrument Ready for Use	OK
	Not OK
	(if not OK - Comment)

Part No:	Batch	Description	Qty
10009965	11235-983	Foss PM kit kt200	1
1575-0024	29-07-21	Safety Valve	1
15490025	09-11-20	Rubber Grommet for Heating	2
100035-12	02-08-21	Heating Element	1
10002762	16-11-20	Seal	1
60094273	19-07-20	kt200 new panel PCB	1
10009385	22-04-21	Safety door complete	1

I confirm this report is accurate and complete

Signed FOSS		Signed Customer	
Name		Name	

Would you be willing to participate in a brief survey in order to tell us how we performed?

Email

เอกสารไม่ควบคุม

FOSS Preventive Maintenance Protocol

Customer : UAE

Instrument	Kjeltec™ 2100 = <i>kjeltec 200</i>	
Recommended PM interval (whichever occurs first between interval and no. of samples analysed)	12 months	No. of samples analysed (if applicable):
Preventive maintenance kit (P/N)	10009965	<i>S/N 91790524</i>

Introduction

A maintenance protocol provides systematic and functional means of maintaining a specific instrument type. The recommended PM interval depends on the operational conditions and is based on our extensive experience and knowledge of manufacturing and maintaining analytical instruments.

Apart from sample throughput, the environmental conditions also need to be considered. A demanding environment, such as high ambient temperature, humidity, dirtiness etc can measurably shorten component lifetime and also the maintenance and component replacement intervals.

NOTE!

The content of this protocol is subject to change over time. In order to safeguard that you obtain the correct parts, please make sure to indicate serial no and date of installation when contacting your FOSS representative.

Dedicated Analytical Solutions

FOSS Analytical A/S
69 Slangerupgate
DK-3400 Hillerød
Denmark

Tel +45 7010 3370
Fax +45 7010 3371
E-mail support@foss.dk
Web www.foss.dk

FOSS Analytical AB
Box 70
SE-263 21 Höganäs
Sweden

Tel +46 42 361500
Fax +46 42 340349
E-mail support@foss.dk
Web www.foss.dk

Maintenance Procedure

Exchange of Parts and Cleaning

Step	Action	Part	P/N	OK
1	Replace	Adapter for dig. tube 250 ml	1000 0056	<input type="checkbox"/>
2	Replace	Non return valve	1000 3538	<input type="checkbox"/>
3	Replace valves in alkali pump	Valve kit reagent/water pump	1575 0093	<input type="checkbox"/>
4	Replace steam tubing	Silicone tubing 8/12 mm	1582 0006	<input type="checkbox"/>
5	Replace alkali tubing	Tubing reinforced for alkali	1582 0011	<input type="checkbox"/>
6	Replace water tubing	Tubing PVC 8/11 mm	1582 0004	<input type="checkbox"/>
7	Cleaning	Steam generator		<input type="checkbox"/>
8	Cleaning	Splash head		<input type="checkbox"/>

Check and Adjustments

Step	Action	Module	Measured	Limits	OK
1	Check alkali volume, 10 ml/stroke	Alkali pump	98	At 50 ml -0/+3 ml	<input checked="" type="checkbox"/>
2	Check distillation volume		120 ml	100 – 150 ml/4 min	<input checked="" type="checkbox"/>
3	Check front panel switches				<input checked="" type="checkbox"/>
4	Check cables and electrical connections				<input checked="" type="checkbox"/>
5	Check level pins in steam generator				<input checked="" type="checkbox"/>
6	Check safety door switch				<input checked="" type="checkbox"/>

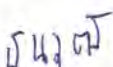
CERTIFICATE OF CALIBRATION

Certificate No. : SP22-016


Page 1 of 5

Customer : United Analyst and Engineering Consultant Co.,Ltd. (Head Office)**Address :** 3 Soi Udomsuk 41, Sukhumvit Road, Bangchak, Phrakhanong,

Bangkok 10260

Location of calibration : Laboratory 315**Equipment :** UV-Vis Spectrophotometer**Manufacturer :** Agilent Technologies**Model :** Cary 60**Serial No. :** MY15410009**ID No. :** N/A**Received Date :** 23 May 2022**Calibration Date :** 23 May 2022**Issue Date :** 26 May 2022**Condition Instrument :** Good**Calibrated by :**
(Mr.Tanawut Rittidach)

Technical Manager

Approved by :
(Ms. Chonthicha Sangngern)

Quality Manager

The calibration result is applied only to the above calibrated item and was found accurate as shown on date and place of calibration only.

The measurement capability of the laboratory and its traceability to recognized national standards and to the unit of measurement realized at the corresponding national standards laboratory. This certificate may not be reproduced other than in full except with the prior written approval of the DQE Services Co., Ltd.

เอกสารไม่ควบคุม

REPORT OF CALIBRATION

Certificate No. : SP22-016

Page 2 of 5

Environment Condition : Ambient Temperature 25 ± 5 °CRelative humidity 55 ± 20 %RH**Calibration method :** In-house method CP-01 Based on ASTM E275-08**Certified Reference Materials :**

Material	Serial No.	Certificate No.	Due date
Absorbance Standard set	25760	95935	22 October 2023
Absorbance Standard set	25757	95929	22 October 2023
Wavelength Standard set	25806	95916	22 October 2023
Wavelength Standard set	25758	95915	22 October 2023

Traceability This certification is traceable to the International System of Unit maintained at National -

Institute of Standards and Technology (NIST) through Starna Scientific Limited

Spectral Band Width of UUC : 1.5 nm.**Scan Speed of UUC :** 90 nm/min**Scan Interval of UUC :** 0.15 nm.**Resolution of UUC :** Photometric 0.0001 Abs.

Wavelength 0.1 nm.

เอกสารไม่ควบคุม

REPORT OF CALIBRATION

Certificate No. : SP22-016

Page 3 of 5

Calibration Results : Without adjustment

Photometric Accuracy :

Wavelength (nm.)	CRMs Values (Abs)	UUC Reading (Abs)	Correction (Abs)	Uncertainty (Abs)	Coverage factor <i>k</i>
420	0.0000	0.0000	0.0000	0.0028	2.00
	0.5787	0.5755	0.0032	0.0031	2.00
	1.0490	1.0436	0.0054	0.0029	2.00
	2.1900	2.1847	0.0053	0.0075	2.00
440	0.0000	0.0000	0.0000	0.0028	2.00
	0.5607	0.5588	0.0019	0.0034	2.00
	1.0247	1.0232	0.0015	0.0035	2.00
	2.1229	2.1211	0.0018	0.0082	2.00
465	0.0000	0.0000	0.0000	0.0028	2.00
	0.5236	0.5197	0.0039	0.0029	2.00
	0.9634	0.9625	0.0009	0.0028	2.00
	1.9763	1.9752	0.0011	0.0070	2.00
546.1	0.0000	-0.0001	0.0001	0.0028	2.00
	0.5191	0.5171	0.0020	0.0031	2.00
	1.0003	0.9984	0.0019	0.0033	2.00
	1.9987	1.9946	0.0041	0.0084	2.00
590	0.0000	0.0000	0.0000	0.0028	2.00
	0.5523	0.5509	0.0014	0.0030	2.00
	1.0809	1.0799	0.0010	0.0029	2.00
	2.0391	2.0329	0.0062	0.0080	2.00
635	0.0000	0.0000	0.0000	0.0028	2.00
	0.5601	0.5584	0.0017	0.0031	2.00
	1.0512	1.0498	0.0014	0.0029	2.00
	1.9294	1.9265	0.0029	0.0082	2.00

เอกสารไม่ควบคุม

REPORT OF CALIBRATION

Certificate No. : SP22-016

Page 4 of 5

Photometric Accuracy :

Wavelength (nm.)	CRMs Values (Abs)	UUC Reading (Abs)	Correction (Abs)	Uncertainty (Abs)	Coverage factor <i>k</i>
235	0.0000	0.0001	-0.0001	0.0050	2.00
	0.7478	0.7421	0.0057	0.0056	2.00
257	0.0000	0.0000	0.0000	0.0050	2.00
	0.8686	0.8619	0.0067	0.0059	2.00
313	0.0000	0.0000	0.0000	0.0050	2.00
	0.2912	0.2896	0.0016	0.0051	2.00
350	0.0000	0.0000	0.0000	0.0050	2.00
	0.6448	0.6403	0.0045	0.0055	2.00

เอกสารไม่ควบคุม

REPORT OF CALIBRATION

Certificate No. : SP22-016

Page 5 of 5

Wavelength Accuracy :

CRMs Values (nm.)	UUC Reading (nm.)	Correction (nm.)	Uncertainty (nm.)	Coverage factor <i>k</i>
241.72	242.0	-0.28	0.18	2.00
279.45	279.5	-0.05	0.18	2.00
287.81	287.5	0.31	0.18	2.00
334.06	333.5	0.56	0.18	2.00
360.93	360.5	0.43	0.18	2.00
418.59	418.0	0.59	0.18	2.00
445.94	445.4	0.54	0.18	2.00
453.66	453.2	0.46	0.18	2.00
460.02	459.7	0.32	0.18	2.00
536.59	536.2	0.39	0.18	2.00
637.98	638.3	-0.32	0.18	2.00
431.38	431.0	0.38	0.18	2.00
472.50	472.5	0.00	0.18	2.00
513.47	513.5	-0.03	0.18	2.00
528.88	528.5	0.38	0.18	2.00
573.17	573.0	0.17	0.18	2.00
585.35	585.0	0.35	0.20	2.00
684.40	684.7	-0.30	0.18	2.00
740.72	740.8	-0.08	0.20	2.00
748.55	748.5	0.05	0.18	2.00
807.03	807.3	-0.27	0.18	2.00
879.28	879.0	0.28	0.18	2.00

Remark : - UUC = Unit Under Calibration

- N/A = Not Available

- The result expanded uncertainty of measurement U is stated as the standard uncertainty of measurement multiplied by the coverage factor k ,

which for a normal distribution corresponds to a coverage probability of approximately 95%

- * Indicates non TISI accredited

- End of Certificate -

เอกสารไม่ควบคุม

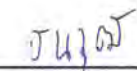
CERTIFICATE OF CALIBRATION

Certificate No. : SP22-007

Page 1 of 5

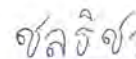
Customer : United Analyst and Engineering Consultant Co.,Ltd. (Head Office)**Address :** 3 Soi Udomsuk 41, Sukhumvit Road, Bangchak, Phrakhanong,

Bangkok 10260

Location of calibration : Laboratory 315**Equipment :** UV-Vis Spectrophotometer**Manufacturer :** Hitachi**Model :** U-1900**Serial No. :** 2021-064**ID No. :** UAE.WAS.006/2552**Received Date :** 20 January 2022**Calibration Date :** 20 January 2022**Issue Date :** 24 January 2022**Condition Instrument :** Good**Calibrated by :**

(Mr.Tanawut Rittidach)

Technical Manager

Approved by :

(Ms. Chonthicha Sangngern)

Quality Manager

The calibration result is applied only to the above calibrated item and was found accurate as shown on date and place of calibration only.

The measurement capability of the laboratory and its traceability to recognized national standards and to the unit of measurement realized at the corresponding national standards laboratory. This certificate may not be reproduced other than in full except with the prior written approval of the DQE Services Co., Ltd.

REPORT OF CALIBRATION

Certificate No. : SP22-007

Page 2 of 5

Environment Condition : Ambient Temperature 25 ± 5 °CRelative humidity 55 ± 20 %RH**Calibration method :** In-house method CP-01 Based on ASTM E275-08**Certified Reference Materials :**

Material	Serial No.	Certificate No.	Due date
Absorbance Standard set	25760	95935	22 October 2023
Absorbance Standard set	25757	95929	22 October 2023
Wavelength Standard set	25806	95916	22 October 2023
Wavelength Standard set	25758	95915	22 October 2023

Traceability This certification is traceable to the International System of Unit maintained at National -

Institute of Standards and Technology (NIST) through Starna Scientific Limited

Spectral Band Width of UUC : 4.0 nm.**Scan Speed of UUC :** 200 nm/min**Scan Interval of UUC :** 0.1 nm.**Resolution of UUC :** Photometric 0.001 Abs.

Wavelength 0.1 nm.

REPORT OF CALIBRATION

Certificate No. : SP22-007

Page 3 of 5

Calibration Results : Without adjustment

Photometric Accuracy :

Wavelength (nm.)	CRMs Values (Abs)	UUC Reading (Abs)	Correction (Abs)	Uncertainty (Abs)	Coverage factor <i>k</i>
420	0.0000	0.000	0.0000	0.0028	2.00
	0.5787	0.577	0.0017	0.0031	2.00
	1.0490	1.050	-0.0010	0.0029	2.00
	2.1900	2.183	0.0070	0.0080	2.00
440	0.0000	0.000	0.0000	0.0028	2.00
	0.5607	0.560	0.0007	0.0034	2.00
	1.0247	1.023	0.0017	0.0035	2.00
	2.1229	2.118	0.0049	0.0079	2.00
465	0.0000	0.000	0.0000	0.0028	2.00
	0.5236	0.521	0.0026	0.0030	2.00
	0.9634	0.963	0.0004	0.0029	2.00
	1.9763	1.974	0.0023	0.0070	2.00
546.1	0.0000	0.000	0.0000	0.0028	2.00
	0.5191	0.518	0.0011	0.0031	2.00
	1.0003	1.000	0.0003	0.0033	2.00
	1.9987	1.996	0.0027	0.0084	2.00
590	0.0000	0.000	0.0000	0.0028	2.00
	0.5523	0.552	0.0003	0.0030	2.00
	1.0809	1.082	-0.0011	0.0030	2.00
	2.0391	2.033	0.0061	0.0079	2.00
635	0.0000	0.000	0.0000	0.0028	2.00
	0.5601	0.562	-0.0019	0.0031	2.00
	1.0512	1.052	-0.0008	0.0030	2.00
	1.9294	1.925	0.0044	0.0079	2.00

REPORT OF CALIBRATION

Certificate No. : SP22-007

Page 4 of 5

Photometric Accuracy :

Wavelength (nm.)	CRMs Values (Abs)	UUC Reading (Abs)	Correction (Abs)	Uncertainty (Abs)	Coverage factor <i>k</i>
235	0.0000	0.000	0.0000	0.0050	2.00
	0.7478	0.746	0.0018	0.0057	2.00
257	0.0000	0.000	0.0000	0.0050	2.00
	0.8686	0.861	0.0076	0.0059	2.00
313	0.0000	0.000	0.0000	0.0050	2.00
	0.2912	0.291	0.0002	0.0051	2.00
350	0.0000	0.000	0.0000	0.0050	2.00
	0.6448	0.638	0.0068	0.0055	2.00

REPORT OF CALIBRATION

Certificate No. : SP22-007

Page 5 of 5

Wavelength Accuracy :

CRMs Values (nm.)	UUC Reading (nm.)	Correction (nm.)	Uncertainty (nm.)	Coverage factor <i>k</i>
241.54	240.8	0.74	0.18	2.00
279.40	278.5	0.90	0.18	2.00
288.70	288.0	0.70	0.18	2.00
334.22	333.5	0.72	0.18	2.00
361.26	360.5	0.76	0.18	2.00
418.48	418.0	0.48	0.18	2.00
446.70	446.0	0.70	0.18	2.00
453.20	453.0	0.20	0.18	2.00
460.06	459.5	0.56	0.18	2.00
536.90	536.0	0.90	0.18	2.00
637.94	637.2	0.74	0.18	2.00
440.74	440.0	0.74	0.18	2.00
472.22	471.6	0.62	0.18	2.00
513.70	513.0	0.70	0.18	2.00
528.72	528.0	0.72	0.18	2.00
574.60	573.8	0.80	0.18	2.00
585.48	584.6	0.88	0.20	2.00
684.63	684.0	0.63	0.18	2.00
740.27	739.8	0.47	0.20	2.00
748.28	747.8	0.48	0.18	2.00
807.16	806.4	0.76	0.18	2.00
879.70	878.8	0.90	0.18	2.00

Remark : - UUC = Unit Under Calibration

- N/A = Not Available

- The result expanded uncertainty of measurement U is stated as the standard uncertainty of measurement multiplied by the coverage factor k .

which for a normal distribution corresponds to a coverage probability of approximately 95%

- * Indicates non TISI accredited

- End of Certificate -

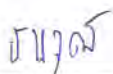
CERTIFICATE OF CALIBRATION

Certificate No. : SP22-008

Page 1 of 5

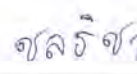
Customer : United Analyst and Engineering Consultant Co.,Ltd. (Head Office)**Address :** 3 Soi Udomsuk 41, Sukhumvit Road, Bangchak, Phrakhanong,

Bangkok 10260

Location of calibration : Laboratory 213**Equipment :** UV-Vis Spectrophotometer**Manufacturer :** Hitachi**Model :** U-2900**Serial No. :** 21E22-009**ID No. :** UAE.WAT.051/2564**Received Date :** 20 January 2022**Calibration Date :** 20 January 2022**Issue Date :** 24 January 2022**Condition Instrument :** Good**Calibrated by :**

(Mr.Tanawut Rittidach)

Technical Manager

Approved by :

(Ms. Chonthicha Sangngern)

Quality Manager

The calibration result is applied only to the above calibrated item and was found accurate as shown on date and place of calibration only.

The measurement capability of the laboratory and its traceability to recognized national standards and to the unit of measurement realized at the corresponding national standards laboratory. This certificate may not be reproduced other than in full except with the prior written approval of the DQE Services Co., Ltd.

REPORT OF CALIBRATION

Certificate No. : SP22-008

Page 2 of 5

Environment Condition : Ambient Temperature 25 ± 5 °CRelative humidity 55 ± 20 %RH**Calibration method :** In-house method CP-01 Based on ASTM E275-08**Certified Reference Materials :**

Material	Serial No.	Certificate No.	Due date
Absorbance Standard set	25760	95935	22 October 2023
Absorbance Standard set	25757	95929	22 October 2023
Wavelength Standard set	25806	95916	22 October 2023
Wavelength Standard set	25758	95915	22 October 2023

Traceability This certification is traceable to the International System of Unit maintained at National -
Institute of Standards and Technology (NIST) through Sarna Scientific Limited

Spectral Band Width of UUC : 1.5 nm.**Scan Speed of UUC :** 200 nm/min**Scan Interval of UUC :** 0.1 nm.**Resolution of UUC :** Photometric 0.001 Abs.

Wavelength 0.1 nm.

REPORT OF CALIBRATION

Certificate No. : SP22-008

Page 3 of 5

Calibration Results : Without adjustment

Photometric Accuracy :

Wavelength (nm.)	CRMs Values (Abs)	UUC Reading (Abs)	Correction (Abs)	Uncertainty (Abs)	Coverage factor <i>k</i>
420	0.0000	0.000	0.0000	0.0028	2.00
	0.5787	0.576	0.0027	0.0031	2.00
	1.0490	1.046	0.0030	0.0029	2.00
	2.1900	2.182	0.0080	0.0075	2.00
440	0.0000	0.000	0.0000	0.0028	2.00
	0.5607	0.559	0.0017	0.0034	2.00
	1.0247	1.023	0.0017	0.0035	2.00
	2.1229	2.116	0.0069	0.0079	2.00
465	0.0000	0.000	0.0000	0.0028	2.00
	0.5236	0.521	0.0026	0.0030	2.00
	0.9634	0.962	0.0014	0.0029	2.00
	1.9763	1.970	0.0063	0.0070	2.00
546.1	0.0000	0.000	0.0000	0.0028	2.00
	0.5191	0.519	0.0001	0.0031	2.00
	1.0003	0.999	0.0013	0.0033	2.00
	1.9987	1.992	0.0067	0.0084	2.00
590	0.0000	0.000	0.0000	0.0028	2.00
	0.5523	0.552	0.0003	0.0030	2.00
	1.0809	1.080	0.0009	0.0030	2.00
	2.0391	2.031	0.0081	0.0079	2.00
635	0.0000	0.000	0.0000	0.0028	2.00
	0.5601	0.560	0.0001	0.0031	2.00
	1.0512	1.052	-0.0008	0.0030	2.00
	1.9294	1.922	0.0074	0.0079	2.00

REPORT OF CALIBRATION

Certificate No. : SP22-008

Page 4 of 5

Photometric Accuracy :

Wavelength (nm.)	CRMs Values (Abs)	UUC Reading (Abs)	Correction (Abs)	Uncertainty (Abs)	Coverage factor <i>k</i>
235	0.0000	0.000	0.0000	0.0050	2.00
	0.7478	0.747	0.0008	0.0057	2.00
257	0.0000	0.000	0.0000	0.0050	2.00
	0.8686	0.865	0.0036	0.0059	2.00
313	0.0000	0.000	0.0000	0.0050	2.00
	0.2912	0.290	0.0012	0.0051	2.00
350	0.0000	0.000	0.0000	0.0050	2.00
	0.6448	0.640	0.0048	0.0055	2.00

REPORT OF CALIBRATION

Certificate No. : SP22-008

Page 5 of 5

Wavelength Accuracy :

CRMs Values (nm.)	UUC Reading (nm.)	Correction (nm.)	Uncertainty (nm.)	Coverage factor <i>k</i>
241.72	241.0	0.72	0.18	2.00
279.45	279.0	0.45	0.18	2.00
287.81	287.0	0.81	0.18	2.00
334.06	333.5	0.56	0.18	2.00
360.93	360.0	0.93	0.18	2.00
418.59	418.0	0.59	0.18	2.00
445.94	445.5	0.44	0.18	2.00
453.66	453.0	0.66	0.18	2.00
460.02	459.5	0.52	0.18	2.00
536.59	536.0	0.59	0.18	2.00
637.98	637.5	0.48	0.18	2.00
431.38	431.0	0.38	0.18	2.00
472.50	472.0	0.50	0.18	2.00
513.47	513.0	0.47	0.18	2.00
528.88	528.5	0.38	0.18	2.00
573.17	573.0	0.17	0.18	2.00
585.35	585.0	0.35	0.20	2.00
684.40	684.0	0.40	0.18	2.00
740.72	740.5	0.22	0.20	2.00
748.55	748.5	0.05	0.18	2.00
807.03	807.0	0.03	0.18	2.00
879.28	879.5	-0.22	0.18	2.00

Remark : - UUC = Unit Under Calibration

- N/A = Not Available

- The result expanded uncertainty of measurement U is stated as the standard uncertainty of measurement multiplied by the coverage factor k ,

which for a normal distribution corresponds to a coverage probability of approximately 95%

- * Indicates non TISI accredited

- End of Certificate -



Request No. 25-65 / 0398

MTC, ACL.No. 486 / 65

CALIBRATION CERTIFICATE

NOMENCLATURE : 1. Atomic Absorption Spectrophotometer "Agilent Technologies"

Model AA240FS, Serial No. MY13160001

2. Working standard solution "Inorganic Ventures"

Multi Analyte Custom Grade Solution, Lot No. P2-MEB675610

SUBMITTED BY : United Analyst and Engineering Consultant Co., Ltd.

3 Soi Udomsuk41, Sukhumvit Road, Bangchak, Prakanong, Bangkok 10260

CALIBRATION PROCEDURE : 1. Performance Verification of Atomic Absorption Spectrophotometer
(WI-500-02-30)

2. Estimation Uncertainty of Measurement in Analytical Chemistry (QP-513)

REFERENCE MATERIAL : Traceable to NIST "Agilent Technologies", "Carlo Erba"

Cadmium Lot No. 0108047046, Chromium Lot No. 0106315418, Copper Lot No. 0107480530, Iron Lot No. 0104697566,
Lead Lot No. 0104659473, Manganese Lot No. T109228A, Nickel Lot No. 0104978044, Zinc Lot No. 0100792297

CALIBRATION RANGE: 0.02,0.10,0.30,0.50,0.70 mg/l at 228.8 nm.Cd, 0.10,0.20,0.30,0.50,0.70 mg/l at 357.9 nm.Cr,
0.05,0.10,0.30,0.50,0.70 mg/l at 324.7 nm.Cu, 0.10,0.30,0.50,0.70,1.00 mg/l at 248.3 nm.Fe, 0.20,0.50,0.70,1.00,1.50 mg/l
at 217.0 nm.Pb, 0.05,0.10,0.30,0.50,0.70 mg/l at 279.5 nm.Mn, 0.10,0.30,0.50,0.70,1.00 mg/l at 232.0 nm.Ni,
0.05,0.10,0.30,0.50,0.70 mg/l at 213.9 nm.Zn

AMBIENT CONDITIONS : Temperature 22 °C Relative humidity 60 %

The Atomic Absorption Spectrophotometer set has been calibrated against Reference Material traceable to National Institute of Standards and Technology (NIST) by The Analytical Chemistry Laboratory. The results are attached herewith.

Calibrated by 

(Mr. Danai Srithongkum)

Approved by 

for (Mrs. Thippaya Junvee Fortune)

Director of Analytical Chemistry Laboratory

Ref. 2025265020400522001

Calibration Date : 3 February 2022

The results relate only to the items tested/calibrated or value assigned.

Advertising the Report/Certificate and publicity of the results except in full are prohibited unless written permission is obtained from the governor of TISTR.

FM.BL.MTC.002 Rev.4

Head Office

35 Mu 3 Tambon Khlong Ha, Amphoe Khlong Luang,
Changwat Pathumthani 12120, Thailand

Tel. (66) 0 2577 9000

Fax. (66) 0 2577 9009

E-mail : rumpai@tistr.or.th Website:www.tistr.or.th

Office/Laboratory

Soi 1C, Bangpoo Industrial Estate, Sukhumvit Road,
Amphoe Muang, Changwat Samutprakan 10280, Thailand

Tel. (66) 0 2323 1672-80 ext. 115, 116

Fax. (66) 0 2323 9165

E-mail : mtc@tistr.or.th

Office

196 Phahonyothin Road, Chatuchak, Bangkok 10900,
Thailand

Tel. (66) 0 2579 1121-30 ext. 5218, 5225, 5217

Fax. (66) 0 2579 8592

E-mail : sumalee@tistr.or.th

เอกสารไม่ควบคุม

CALIBRATION DATA

1. Noise Level in term of standard deviation

Element	Cd	Cr	Cu	Fe	Pb	Mn	Ni	Zn
Absorbance	-0.0004	0.0002	0.0007	0.0002	-0.0016	-0.0001	-0.0004	-0.0001
	0.0002	-0.0005	0.0010	0.0007	0.0000	-0.0003	0.0007	-0.0014
	-0.0002	0.0001	0.0008	0.0000	-0.0001	-0.0003	-0.0012	-0.0006
	0.0000	-0.0007	0.0007	0.0000	-0.0005	-0.0004	-0.0004	-0.0012
	0.0001	0.0004	0.0013	0.0014	-0.0001	-0.0001	0.0003	-0.0008
	0.0000	-0.0004	0.0003	-0.0012	-0.0005	-0.0007	-0.0004	-0.0008
	0.0000	-0.0009	0.0009	-0.0002	-0.0010	-0.0008	0.0007	-0.0003
	-0.0004	-0.0003	0.0015	0.0010	-0.0005	-0.0003	-0.0002	-0.0004
	0.0004	0.0008	0.0014	-0.0004	-0.0014	-0.0005	-0.0006	-0.0003
	-0.0006	-0.0013	0.0012	-0.0006	-0.0006	-0.0006	-0.0007	-0.0007
	0.0005	-0.0003	0.0014	-0.0004	-0.0008	-0.0003	-0.0006	-0.0011
	-0.0007	-0.0014	0.0004	-0.0001	-0.0001	0.0000	0.0000	-0.0003
	0.0008	0.0004	0.0005	-0.0006	-0.0008	0.0000	-0.0005	-0.0009
	0.0011	0.0002	0.0005	0.0017	-0.0016	-0.0008	0.0004	-0.0005
	0.0002	0.0010	0.0014	-0.0002	-0.0010	-0.0010	0.0002	-0.0001
	0.0001	-0.0011	0.0011	-0.0003	-0.0011	-0.0003	-0.0008	-0.0012
	0.0000	-0.0015	0.0009	-0.0010	-0.0011	-0.0013	0.0000	-0.0004
	0.0015	-0.0012	0.0005	0.0002	-0.0017	-0.0001	0.0005	-0.0002
	0.0006	0.0014	0.0010	0.0002	-0.0003	0.0001	-0.0006	-0.0010
	0.0001	0.0003	0.0003	-0.0001	-0.0004	-0.0002	-0.0001	-0.0001
Average Absorbance	0.000	0.000	0.001	0.000	-0.001	0.000	0.000	-0.001
Standard Deviation	0.0005	0.0008	0.0004	0.0007	0.0005	0.0004	0.0005	0.0004

Continue 2 / 5

INDUSTRIAL METROLOGY AND TESTING SERVICE CENTRE



The results relate only to the items tested/calibrated or value assigned.

Advertising the Report/Certificate and publicity of the results except in full are prohibited unless written permission is obtained from the governor of TISTR.

FM.BL.MTC.002 Rev.4

Head Office

35 Mu 3 Tambon Khlong Ha, Amphoe Khlong Luang,
Changwat Pathumthani 12120, Thailand

Tel. (66) 0 2577 9000

Fax. (66) 0 2577 9009

E-mail : rumpai@tistr.or.th Website:www.tistr.or.th

Office/Laboratory

Soi 1C, Bangpoo Industrial Estate, Sukhumvit Road,
Amphoe Muang, Changwat Samutprakan 10280, Thailand

Tel. (66) 0 2323 1672-80 ext. 115, 116

Fax. (66) 0 2323 9165

E-mail : mtc@tistr.or.th

Office

196 Phahonyothin Road, Chatuchak, Bangkok 10900,
Thailand

Tel. (66) 0 2572 1121-31 ext. 5212-5217

Fax. (66) 0 2579 8592

E-mail : sumalee@tistr.or.th

เอกสารไม่ควบคุม

2. Precision

Element	Conc. (mg/l)	Absorbance										Ave. Abs.	SD	%RSD
Cd	0.02	0.0074	0.0062	0.0065	0.0062	0.0070	0.0068	0.0070	0.0065	0.0065	0.0069	0.007	0.0004	5.76
	0.30	0.0952	0.0959	0.0951	0.0957	0.0952	0.0950	0.0952	0.0948	0.0956	0.0943	0.095	0.0005	0.49
	0.70	0.2213	0.2180	0.2203	0.2208	0.2234	0.2211	0.2196	0.2219	0.2201	0.2194	0.221	0.0015	0.67
Cr	0.10	0.0096	0.0098	0.0097	0.0102	0.0106	0.0097	0.0098	0.0099	0.0103	0.0093	0.010	0.0004	3.83
	0.30	0.0309	0.0302	0.0300	0.0316	0.0306	0.0299	0.0309	0.0297	0.0311	0.0296	0.030	0.0007	2.20
	0.70	0.0659	0.0667	0.0664	0.0648	0.0656	0.0662	0.0658	0.0638	0.0638	0.0669	0.066	0.0011	1.70
Cu	0.05	0.0080	0.0075	0.0078	0.0075	0.0077	0.0081	0.0080	0.0075	0.0074	0.0076	0.008	0.0003	3.26
	0.30	0.0417	0.0419	0.0412	0.0421	0.0424	0.0420	0.0423	0.0403	0.0418	0.0415	0.042	0.0006	1.47
	0.70	0.0969	0.0965	0.0972	0.0957	0.0961	0.0958	0.0961	0.0963	0.0959	0.0972	0.096	0.0006	0.58
Fe	0.10	0.0090	0.0105	0.0078	0.0099	0.0091	0.0093	0.0096	0.0094	0.0093	0.0084	0.009	0.0007	8.11
	0.50	0.0462	0.0470	0.0464	0.0464	0.0467	0.0462	0.0467	0.0460	0.0468	0.0466	0.047	0.0003	0.67
	1.00	0.0867	0.0886	0.0910	0.0892	0.0897	0.0873	0.0892	0.0885	0.0888	0.0874	0.089	0.0013	1.43
Pb	0.20	0.0091	0.0095	0.0088	0.0087	0.0082	0.0094	0.0090	0.0087	0.0082	0.0090	0.009	0.0004	4.94
	0.70	0.0322	0.0321	0.0324	0.0318	0.0335	0.0326	0.0327	0.0315	0.0336	0.0321	0.032	0.0007	2.09
	1.50	0.0653	0.0645	0.0663	0.0664	0.0652	0.0671	0.0662	0.0666	0.0657	0.0648	0.066	0.0008	1.28
Mn	0.05	0.0092	0.0092	0.0097	0.0087	0.0085	0.0079	0.0096	0.0085	0.0084	0.0099	0.009	0.0007	7.33
	0.30	0.0616	0.0630	0.0632	0.0633	0.0634	0.0628	0.0640	0.0633	0.0640	0.0629	0.063	0.0007	1.08
	0.70	0.1396	0.1366	0.1386	0.1377	0.1386	0.1386	0.1396	0.1380	0.1374	0.1383	0.138	0.0009	0.67
Ni	0.10	0.0102	0.0092	0.0097	0.0104	0.0091	0.0105	0.0105	0.0096	0.0098	0.0102	0.010	0.0005	5.22
	0.50	0.0488	0.0489	0.0489	0.0495	0.0484	0.0490	0.0481	0.0492	0.0495	0.0492	0.049	0.0004	0.91
	1.00	0.0976	0.0979	0.0975	0.0992	0.0977	0.0973	0.0986	0.0962	0.0985	0.0982	0.098	0.0008	0.85
Zn	0.05	0.0340	0.0349	0.0340	0.0352	0.0337	0.0351	0.0344	0.0346	0.0349	0.0343	0.035	0.0005	1.49
	0.30	0.1669	0.1653	0.1628	0.1642	0.1657	0.1637	0.1659	0.1652	0.1654	0.1657	0.165	0.0012	0.72
	0.70	0.3456	0.3467	0.3445	0.3430	0.3422	0.3444	0.3437	0.3438	0.3435	0.3438	0.344	0.0013	0.37

Continue 3 / 5

INDUSTRIAL METROLOGY AND TESTING SERVICE CENTRE

The results relate only to the items tested/calibrated or value assigned.

Advertising the Report/Certificate and publicity of the results except in full are prohibited unless written permission is obtained from the governor of TISTR.

Head Office

35 Mu 3 Tambon Khlong Ha, Amphoe Khlong Luang,
Changwat Pathumthani 12120, Thailand

Tel. (66) 0 2577 9000

Fax. (66) 0 2577 9009

E-mail : rumpai@tistr.or.th Website:www.tistr.or.th

Office/Laboratory

Soi 1C, Bangpoo Industrial Estate, Sukhumvit Road,
Amphoe Muang, Changwat Samutprakan 10280, Thailand

Tel. (66) 0 2323 1672-80 ext. 115, 116

Fax. (66) 0 2323 9165

E-mail : mtc@tistr.or.th

Office

196 Phahonyothin Road, Chatuchak, Bangkok 10900,
Thailand

Tel. (66) 0 2572 1284-31 ext. 209, 215, 216

Fax. (66) 0 2579 8592

E-mail : sumalee@tistr.or.th

FM.BL.MTC.002 Rev.4



เอกสารไม่ควบคุม

Request No. 25-65 / 0398

3 / 5

MTC. ACL. No. 486 / 65

3. Trueness

3.1 Reading on wavelength- Cadmium(Cd) at 228.8 nm.

Element	Standard Value of RM (mg/l)	Reading (mg/l)	Error of Measurement (mg/l)	Error of Measurement (%)	Uncertainty (mg/l)
Cd	0.02004	0.019	-0.001	5.19	± 0.004
	0.30060	0.291	-0.010	3.19	± 0.006
	0.70140	0.678	-0.023	3.34	± 0.012

3.2 Reading on wavelength- Chromium (Cr) at 357.9 nm.

Element	Standard Value of RM (mg/l)	Reading (mg/l)	Error of Measurement (mg/l)	Error of Measurement (%)	Uncertainty (mg/l)
Cr	0.1002	0.101	0.001	0.80	± 0.007
	0.3006	0.298	-0.003	0.86	± 0.012
	0.7014	0.635	-0.066	9.47	± 0.023

3.3 Reading on wavelength- Copper (Cu) at 324.7 nm.

Element	Standard Value of RM (mg/l)	Reading (mg/l)	Error of Measurement (mg/l)	Error of Measurement (%)	Uncertainty (mg/l)
Cu	0.0502	0.046	-0.004	8.37	± 0.004
	0.3012	0.295	-0.006	2.06	± 0.010
	0.7028	0.694	-0.009	1.25	± 0.021

Continue 4 / 5

INDUSTRIAL METROLOGY AND TESTING SERVICE CENTRE

The results relate only to the items tested/calibrated or value assigned.

Advertising the Report/Certificate and publicity of the results except in full are prohibited unless written permission is obtained from the governor of TISTR.

FM.BL.MTC.002 Rev.4

Head Office

35 Mu 3 Tambon Khlong Ha, Amphoe Khlong Luang,
Changwat Pathumthani 12120, Thailand

Tel. (66) 0 2577 9000

Fax. (66) 0 2577 9009

E-mail : rumpai@tistr.or.th Website:www.tistr.or.th

Office/Laboratory

Soi 1C, Bangpoo Industrial Estate, Sukhumvit Road,
Amphoe Muang, Changwat Samutprakan 10280, Thailand

Tel. (66) 0 2323 1672-80 ext. 115, 116

Fax. (66) 0 2323 9165

E-mail : mtc@tistr.or.th

Office

196 Phahonyothin Road, Chatuchak, Bangkok 10900,
Thailand

Tel. (66) 0 2721 1231

Fax. (66) 0 2579 8592

E-mail : sumalee@tistr.or.th

เอกสารไม่ควบคุม

Request No. 25-65 / 0398

4 / 5

MTC. ACL. No. 486 / 65

3.4 Reading on wavelength- Iron (Fe) at 248.3 nm.

Element	Standard Value of RM (mg/l)	Reading (mg/l)	Error of Measurement (mg/l)	Error of Measurement (%)	Uncertainty (mg/l)
Fe	0.1003	0.106	0.006	5.68	± 0.008
	0.5015	0.522	0.021	4.09	± 0.017
	1.0030	0.993	-0.010	1.00	± 0.032

3.5 Reading on wavelength- Lead (Pb) at 217.0 nm.

Element	Standard Value of RM (mg/l)	Reading (mg/l)	Error of Measurement (mg/l)	Error of Measurement (%)	Uncertainty (mg/l)
Pb	0.1988	0.197	-0.002	0.91	± 0.014
	0.6958	0.722	0.026	3.77	± 0.022
	1.4910	1.463	-0.028	1.88	± 0.041

3.6 Reading on wavelength- Manganese (Mn) at 279.5 nm.

Element	Standard Value of RM (mg/l)	Reading (mg/l)	Error of Measurement (mg/l)	Error of Measurement (%)	Uncertainty (mg/l)
Mn	0.04955	0.054	0.004	8.98	± 0.004
	0.29730	0.317	0.0197	6.63	± 0.006
	0.69370	0.682	-0.0117	1.69	± 0.012

Continue 5 / 5

INDUSTRIAL METROLOGY AND TESTING SERVICE CENTRE

The results relate only to the items tested/calibrated or value assigned.
Advertising the Report/Certificate and publicity of the results except in full are prohibited unless written permission is obtained from the governor of TISTR.

FM.BL.MTC.002 Rev.4

Head Office

35 Mu 3 Tambon Khlong Ha, Amphoe Khlong Luang,
Changwat Pathumthani 12120, Thailand

Tel. (66) 0 2577 9000

Fax. (66) 0 2577 9009

E-mail : rumpai@tistr.or.th Website:www.tistr.or.th

Office/Laboratory

Soi 1C, Bangpoo Industrial Estate, Sukhumvit Road,
Amphoe Muang, Changwat Samutprakan 10280, Thailand

Tel. (66) 0 2323 1672-80 ext. 115, 116

Fax. (66) 0 2323 9165

E-mail : mtc@tistr.or.th

Office

196 Phahonyothin Road, Chatuchak, Bangkok 10900,
Thailand

Tel. (66) 0 2572 1421-31 ext. 5319, 5325, 5317

Fax. (66) 0 2579 8592

E-mail : sumalee@tistr.or.th

เอกสารไม่ควบคุม

Request No. 25-65 / 0398

5 / 5

MTC. ACL. No. 486 / 65

3.7 Reading on wavelength- Nickel (Ni) at 232.0 nm.

Element	Standard Value of RM (mg/l)	Reading (mg/l)	Error of Measurement (mg/l)	Error of Measurement (%)	Uncertainty (mg/l)
Ni	0.099	0.102	0.003	3.03	± 0.007
	0.495	0.489	-0.006	1.21	± 0.010
	0.990	0.975	-0.015	1.52	± 0.020

3.8 Reading on wavelength- Zinc (Zn) at 213.9 nm.

Element	Standard Value of RM (mg/l)	Reading (mg/l)	Error of Measurement (mg/l)	Error of Measurement (%)	Uncertainty (mg/l)
Zn	0.050	0.050	0.000	0.00	± 0.012
	0.300	0.307	0.007	2.33	± 0.011
	0.700	0.660	-0.040	5.71	± 0.015

Remark : The reported uncertainty is an expanded uncertainty calculated using a coverage factor of 2 ($k = 2$) which gives a level of confidence of approximately 95%

Calibrated by.....
(Mr. Danai Srithongkum)

Approved by.....
(Mrs. Thippaya Junvee Fortune)
Director of Analytical Chemistry Laboratory
Calibration date : 3 February 2022

INDUSTRIAL METROLOGY AND TESTING SERVICE CENTRE

The results relate only to the items tested/calibrated or value assigned.
Advertising the Report/Certificate and publicity of the results except in full are prohibited unless written permission is obtained from the governor of TISTR.

FM.BL.MTC.002 Rev.4

Head Office
35 Mu 3 Tambon Khlong Ha, Amphoe Khlong Luang,
Changwat Pathumthani 12120, Thailand
Tel. (66) 0 2577 9000
Fax. (66) 0 2577 9009
E-mail : rumpai@tistr.or.th Website:www.tistr.or.th

Office/Laboratory
Soi 1C, Bangpoo Industrial Estate, Sukhumvit Road,
Amphoe Muang, Changwat Samutprakan 10280, Thailand
Tel. (66) 0 2323 1672-80 ext. 115, 116
Fax. (66) 0 2323 9165
E-mail : mtc@tistr.or.th

Office
196 Phahonyothin Road, Chatuchak, Bangkok 10900,
Thailand
Tel. (66) 0 2578 1324-31 ext. 6019, 6205-5017
Fax. (66) 0 2579 8592
E-mail : sumalee@tistr.or.th

เอกสารไม่ควบคุม



Agilent 5110 and 5100 ICP-OES Preventive Maintenance Checklist

Agilent Preventive Maintenance provides factory recommended service for your analytical systems to assure reliable operation and the accuracy of your results. Delivered by highly-trained and certified service engineers using genuine Agilent parts and supplies, Agilent Preventive Maintenance provides everything you need to reduce unplanned downtime and keep your systems operating at their peak.

For more information about Agilent Technologies services please visit our web site using the following URL <http://www.agilent.com/en-us/services/analytical-instrument-services>

Customer Information

- Customers should provide all necessary operating supplies upon request of the engineer.
- For customers using HF applications, the instrument should be returned to its standard sample introduction system.
- A customer representative should be available to the engineer while performing the preventive maintenance procedures.
- Any parts, not included in the Parts Lists section of this document, are not part of the recommended Preventive Maintenance service, nor are they included in the price of this service.
- If a system requires the use of additional or special procedures and/or parts for the instrument service, then these must be ordered separately and charged as a repair, which may incur additional

Service Engineer's Responsibilities

- Only complete/printout pages that relate to the system being serviced.
- Complete empty fields with the relevant information.
- Complete the relevant checkboxes in the checklist using a "X" or tick mark "✓" in the checkbox.
- Complete Not Applicable check boxes to indicate services not delivered, as needed.
- Complete the PM service in the order of the tasks listed.
- Complete the Service Review section together with the customer.

**Agilent 5110 and 5100 ICP-OES
Preventive Maintenance Checklist****System Information**

Instrument system name and ID	ICP-OES 5110 VDV
Instrument system site and location	UAE Consultant
List system component product numbers	List the serial numbers of each component
1. 83015A	1. MY18030001
2.	2.
3.	3.
4.	4.
5.	5.
6.	6.
7.	7.
8.	8.
9.	9.
10.	10.

ICP-OES Configuration table	Circle the type or write in the type if other
Nebulizer Type	SeaSpray OneNeb other
Spray Chamber	Cyclonic Single Pass Cyclonic Double Pass other
Torch	Radial Dual View other
Injector Diameter	2.4mm 1.8mm 1.4mm 0.8mm other
Injector Material	Quartz Ceramic other



Agilent 5110 and 5100 ICP-OES Preventive Maintenance Checklist

General Preparation

- ☒ Discuss any specific questions or issues with the customer prior to starting.
- ☒ Review the instrument logbook.
- ☒ Perform general external inspection of system for cleanliness.
- ☒ Check for proper installation of safety-related parts, assemblies, sensors etc.
- ☒ Check for required firmware/software updates and verify with customers if they would like it installed.
- ☐ For HF application systems, if standard sample introduction system was not installed, ask the customer to install it. *NA*
- ☒ Run Instrument Performance test and record results in Instrument Performance Test Results Table - Pre PM.

Inspect and clean the system

- ☒ Look for any obvious external damage or problems.
- ☒ Inspect water cooling hoses, gas lines and power cord for excessive wear or damage.
- ☒ Perform a general internal inspection of the system for excessive dust accumulation, clean if necessary.
- ☒ Inspect sample introduction components and record any required maintenance in the Service Engineer Comments and notify the customer as the required actions required.
- ☒ Record the instrument operating conditions in the ICP-OES Status Results Table.
- ☒ Replace the polychromator purge filter.
- ☒ Replace the radial pre-optics window
- ☒ Replace the axial pre-optics window for SVDV and VDV instruments.
- ☒ Check exhaust flow for the correct positive extraction at the exhaust duct to insure they meet minimum specifications.
- ☒ Replace air inlet dust filter.
- ☐ Replace high capacity air inlet dust filter element if installed. *NA*
- ☒ Remove and clean instrument water inlet filter.

Agilent Water Recirculator

- ☐ **Section NOT Applicable**
- ☒ Drain cooling fluid and remove any particles from the chiller reservoir
- ☒ Remove, clean, and reinstall water inlet metal mesh filter if present.
- ☒ Re fill with Polyclear Plus cooling fluid.
- ☒ Clean the cooling system Air filter and the condenser.



**Agilent 5110 and 5100 ICP-OES
Preventive Maintenance Checklist**

SPS 3 Auto Sampler

☒ **Section NOT Applicable**

- ☐ Power cycle the autosampler and verify successful initialization.
- ☐ Inspect X and Z axis belts for wear. Replace is necessary.
- ☐ Clean X and Z axis slide shafts.
- ☐ Using customer's racks and the Agilent software move the sample probe to the 4 outermost corners and rinse port, ensure that the probe is approximately centered in the vial.

SPS 4 Auto Sampler

☒ **Section NOT Applicable**

- ☐ Clean the spill tray, rack location mat, end frames and chassis with a damp soft cloth and diluted mild detergent.
- ☐ Clean the auto sampler cover panels, if cover kit is installed, with domestic window cleaner
- ☐ Check the X-axis and Z-axis drive belts for cracks, splits, damaged teeth, excessive fraying, color changes or degradation from fumes.
- ☐ Check the X-axis, Theta-axis and Z-axis FFC cables for cracks, incorrect positioning, damaged edges or damaged connectors.
- ☐ Pump Tubing Replacement. Replace peristaltic pump tubing. Replace all tubing that goes from the rinse station to the pump and from the pump to the waste/rinse bottles

AVS 4, 6, 7

☒ **Section NOT Applicable**

- ☐ Replace valve rotor seal
- ☐ Check fittings for signs of leaks
- ☐ Check tubing including autosampler tubing for kinks or excessive wear
- ☐ Check high flow pump for signs of leaks

Instrument Adjustment

- ☒ Check position of Zn peak, adjust if required.
- ☒ Check Argon Ratio, adjust to specified value if required.
- ☒ Perform Detector Calibration.
- ☒ Perform Instrument Calibration.
- ☒ Run Instrument Performance Test and record results in Instrument Performance Test Results Table - Post PM.
- ☒ For systems using ICP Expert version 7.3 and above run the following Instrument tests and record the result in the Instrument Test Results Table
 - ☒ Subsystem Communications Test
 - ☒ Air Flow



Agilent 5110 and 5100 ICP-OES Preventive Maintenance Checklist

- ☒ Water Flow
- ☒ Gas Flows
- ☒ RF Generator
- ☒ Camera Test
- ☒ Optics Test
- ☒ Nebulizer Test

Instrument Performance Test Results Table

Note: These measurements do not form part of any specification and are for reference only.

	Pre PM Sensitivity Check		Post PM Sensitivity Check	
	Radial	Axial *	Radial	Axial*
Zn 213.857 nm SRBR	4082.3	7856.1	4192.8	2920.7
Mn 257.610 nm SRBR	11415.2	30884.7	11993.6	34460.9
Al 396.152 nm SBR	7.8	15.7	8.7	13.5
K 766.491 nm SBR	5.3	39.9	5.7	44.6

* Axial result is not applicable for G8016AA, G8012AA Radial View instruments.

Instrument Test Results Table

Note: The Instrument Test results are for systems using ICP Expert version 7.3 and above only.

Instrument Test	Result
Subsystem Communications Test	PASS
Air Flow	PASS
Water Flow	PASS
Gas Flows	PASS
RF Generator	PASS
Camera Test	PASS
Optics Test	PASS
Nebulizer test	PASS



Agilent 5110 and 5100 ICP-OES Preventive Maintenance Checklist

ICP-OES Status Results Table

Note: These measurements do not form part of any specification and are for reference only.

Measurement	Standby Mode		Plasma On	
Mains Voltage	225.767	VAC	194.510	VAC
Mains Current	0.229	A	3.233	A
Instrument Temperature	23.4	°C	23.5	°C
RF Air Flow (sensor speed)	14.0	Hz	19.0	Hz
Plasma Exhaust Temperature	No measurement		65.0	°C
Water Flow Oscillator	No measurement		2.03	L/min
Water Flow Detector	0.00	L/min	1.37	L/min
Water Inlet Temperature	19.2	°C	17.8	°C
Polychromator Temperature	35.0	°C	35.0	°C
CCD Temperature	26.9	°C	-39.7	°C
Thermal Stabilizer	35.0	°C	35.0	°C
Argon Supply Pressure	629.25	kPa	629.52	kPa
Purge Gas Supply Pressure*1	641.74	kPa	655.67	kPa
Option Gas Supply Pressure*1	—	kPa	—	kPa
Nebulizer Flow	No measurement		0.80	L/min
Nebulizer Back Pressure	No measurement		247.05	kPa
Plasma Gas Flow	No measurement		15.00	L/min
Auxiliary Gas Flow	No measurement		1.20	L/min
RF Power	No measurement		1207.1	W
RF Supply Current	No measurement		3.233	A
RF Supply Voltage	No measurement		194.510 V	V

*1 If option installed



Agilent 5110 and 5100 ICP-OES Preventive Maintenance Checklist

ICP-OES Parts List Table

Part description	Part Number	Product /Model # where used	Quantity Consumed
Axial Pre-Optic Window	G8010-68014	G8010A, G8011A, G8014A/G8015A	1
Radial Pre-Optic Window	G8010-68015	All	1
Polyclear Plus Cooling Fluid	G3292-80012	Agilent Water Recirculator	-
Purge Gas Filter	G8010-60136	All	1
Air inlet filter	G8000-68002	All	1
High Capacity Air Filter	G8010-60189	Optional	-
Rotor seal for 6-7 port valve for AVS6/7	G8494-60002	G8494A/G8495	-
Rotor seal for 4 port valve for AVS4	G8493-60002	G8493A	-
Rinse solution to rinse station 2.5mm id x 1m	G8410-80123	SPS 4	-
Barb connector 2.5mm-1.5mm ID	G8410-80124	SPS 4	-
PVC waste tubing, 8mm od x 5mm id, 2m	G8410-80122	SPS 4	-
Additional Parts may be required from engineers stock:			
X axis drive belt	5410047500	SPS 3	-
Z axis drive belt	5410047400	SPS 3	-
Peristaltic pump tubing, PVC SolvaFlex, 3 bridged,	3710049000	SPS 4	-

Restore system

For HF applications, ask the customer to reinstall their sample introduction system.

Leave system in an idle state: on and purging.

Guidance: If the PM service is performed prior to a qualification service, then use the qualification procedure as a guide for final instrument set up and checkout.

Service Review

- ☒ Affix the PM sticker to the system or instrument logbook based on the customer's request.
- ☒ Complete the Service Engineer Comments section below if there are additional comments.



**Agilent 5110 and 5100 ICP-OES
Preventive Maintenance Checklist**

- ☒ Review the service and any test results with the customer.
- ☒ If the Instrument firmware was updated, record the details of the change in the Service Engineer's Comments box below or if necessary, in the customer's IQ records.

Service Engineer Comments (optional)

If there are any specific points you wish to note as part of performing the installation or other items of interest for the customer, please write in this box.

Other Important Customer Web Links

How to get information on your product:

- ☐ Literature Library - <http://www.agilent.com/en-us/products/icp-oes/icp-oes-systems/5110-icp-oes#literature>
- ☐ Need to know more? - <http://www.agilent.com/crosslab/university/>
- ☐ Need technical support, FAQs? - <http://www.agilent.com/en-us/support/landing/icp-oes>
- ☐ Need supplies? - www.agilent.com/chem/supplies

Service Completion

Service request number 6004387217 Date service completed 09/12/21

Agilent signature Nikhean L. Customer signature Aphorn Onkong

Document part number: G8014-90075

Report Summary

Instrument Model	Agilent 5100/5110 VDV ICP-OES
Instrument ID	G8011A/G8015A
Instrument Serial Number	MY18030001
Software Version	7.3.1.9507
Firmware Version	3442
Tested By	Nukoon L.
Test Completed On	12/9/2021 9:14:59 AM

Result Summary

Subsystem Communications Test	Skipped
Air Flow Test	Skipped
Water Flow Test	Skipped
Gas Flows Test	Skipped
RF Generator Test	Skipped
Camera Test	Skipped
Optics Test	Skipped
Advanced Valve System Test	Skipped
Resolution Test	Pass
Sensitivity Test	Pass
Precision Test	Pass

Resolution Test		Pass
Element Wavelength	Specification	Width
N (174.213 nm)	≤ 9.40	7.27
As (188.980 nm)	≤ 8.20	6.23
C (193.027 nm)	≤ 11.50	8.26
Mo (202.032 nm)	≤ 8.20	6.42
Cr (206.158 nm)	≤ 13.40	9.27
Zn (213.857 nm)	≤ 8.70	6.77
Pb (220.353 nm)	≤ 9.50	7.12
Co (228.615 nm)	≤ 17.20	11.88
Ba (230.424 nm)	≤ 9.40	7.36
Mn (257.610 nm)	≤ 13.30	9.52
Mn (260.568 nm)	≤ 20.30	14.30
Cr (267.716 nm)	≤ 11.00	7.99
Cu (324.754 nm)	≤ 25.00	19.06
Cu (327.395 nm)	≤ 14.20	11.32
Sr (338.071 nm)	≤ 33.50	24.39
Ba (455.403 nm)	≤ 44.00	33.86
Sr (460.733 nm)	≤ 36.00	17.38
Ba (493.408 nm)	≤ 36.00	25.53
Ba (614.171 nm)	≤ 42.00	24.99
Ar (675.283 nm)	≤ 74.00	59.49
K (766.491 nm)	≤ 80.00	65.27

Sensitivity Test			Pass		
Radial					
Element Wavelength	Specification	Method	Ratio	Standard	Blank
As (188.980 nm)	≥ 46.0	SRBR	167.2	1131.3	42.4
Se (196.026 nm)	≥ 41.0	SRBR	119.1	1177.1	84.2
Zn (213.857 nm)	≥ 1421.0	SRBR	4082.3	49908.2	148.6
Pb (220.353 nm)	≥ 46.0	SRBR	191.1	2682.8	172.6
Mn (257.610 nm)	≥ 3518.0	SRBR	11415.2	265002.2	536.8
Al (396.152 nm)	≥ 3.4	SBR	7.8	49838.0	5676.5
Ba (493.408 nm)	≥ 34.0	SBR	116.1	1999041.4	17066.5
K (766.491 nm)	≥ 1.8	SBR	5.3	101078.4	16104.6
Axial					
Element Wavelength	Specification	Method	Ratio	Standard	Blank
As (188.980 nm)	≥ 208.0	SRBR	252.9	3214.2	147.0
Se (196.026 nm)	≥ 159.0	SRBR	216.2	3839.7	272.2
Zn (206.200 nm)	≥ 234.0	SRBR	1203.3	14046.1	133.7
Zn (213.857 nm)	≥ 1743.0	SRBR	7856.1	171323.1	472.9
Cd (214.439 nm)	≥ 4227.0	SRBR	7054.9	129539.3	335.4
Pb (220.353 nm)	≥ 320.0	SRBR	531.7	13218.2	566.2
Mn (257.610 nm)	≥ 10625.0	SRBR	30884.7	1314844.0	1807.4
Cr (267.716 nm)	≥ 1048.0	SRBR	4442.1	174420.3	1515.1
Cu (324.754 nm)	≥ 19.0	SBR	50.7	374603.6	7249.0
Al (396.152 nm)	≥ 6.0	SBR	15.7	279915.3	16790.4
Ba (493.408 nm)	≥ 60.0	SBR	209.7	10899956.6	51728.3
K (766.491 nm)	≥ 24.0	SBR	38.9	1983197.5	49746.6

Precision Test**Pass****Radial**

Element Wavelength	Specification	Measured Value % RSD
As (188.980 nm)	≤ 2.60	0.81
Se (196.026 nm)	≤ 2.60	1.21
Zn (213.857 nm)	≤ 1.50	0.39
Pb (220.353 nm)	≤ 2.60	0.41
Mn (257.610 nm)	≤ 1.50	0.45
Al (396.152 nm)	≤ 1.50	0.41
Ba (493.408 nm)	≤ 1.50	0.51
K (766.491 nm)	≤ 1.50	0.36

Axial

Element Wavelength	Specification	Measured Value % RSD
As (188.980 nm)	≤ 1.50	0.51
Se (196.026 nm)	≤ 1.50	0.73
Zn (206.200 nm)	≤ 1.50	0.30
Zn (213.857 nm)	≤ 1.50	0.37
Cd (214.439 nm)	≤ 1.50	0.36
Pb (220.353 nm)	≤ 1.50	0.28
Mn (257.610 nm)	≤ 1.50	0.63
Cr (267.716 nm)	≤ 1.50	0.30
Cu (324.754 nm)	≤ 1.50	0.54
Al (396.152 nm)	≤ 1.50	0.45
Ba (493.408 nm)	≤ 1.50	0.64
K (766.491 nm)	≤ 1.50	0.56

Report Summary

Instrument Model	Agilent 5100/5110 VDV ICP-OES
Instrument ID	G8011A/G8015A
Instrument Serial Number	MY18030001
Software Version	7.3.1.9507
Firmware Version	3442
Tested By	Nukoon L.
Test Completed On	12/9/2021 12:55:49 PM

Result Summary

Subsystem Communications Test	Skipped
Air Flow Test	Skipped
Water Flow Test	Skipped
Gas Flows Test	Skipped
RF Generator Test	Skipped
Camera Test	Skipped
Optics Test	Pass
Advanced Valve System Test	Skipped
Resolution Test	Pass
Sensitivity Test	Pass
Precision Test	Pass

Optics Test**Pass**

	Radial	Axial
Intensity	5296135	5755042
Wavelength	737.212	737.212

Resolution Test**Pass**

Element Wavelength	Specification	Width
N (174.213 nm)	≤ 9.40	7.22
As (188.980 nm)	≤ 8.20	6.15
C (193.027 nm)	≤ 11.50	8.22
Mo (202.032 nm)	≤ 8.20	6.33
Cr (206.158 nm)	≤ 13.40	9.21
Zn (213.857 nm)	≤ 8.70	6.87
Pb (220.353 nm)	≤ 9.50	7.02
Co (228.615 nm)	≤ 17.20	11.81
Ba (230.424 nm)	≤ 9.40	7.46
Mn (257.610 nm)	≤ 13.30	9.49
Mn (260.568 nm)	≤ 20.30	14.19
Cr (267.716 nm)	≤ 11.00	7.90
Cu (324.754 nm)	≤ 25.00	18.92
Cu (327.395 nm)	≤ 14.20	11.32
Sr (338.071 nm)	≤ 33.50	24.29
Ba (455.403 nm)	≤ 44.00	33.68
Sr (460.733 nm)	≤ 36.00	17.64
Ba (493.408 nm)	≤ 36.00	25.56
Ba (614.171 nm)	≤ 42.00	24.75
Ar (675.283 nm)	≤ 74.00	59.18
K (766.491 nm)	≤ 80.00	65.19

Sensitivity Test**Pass**

Radial

Element Wavelength	Specification	Method	Ratio	Standard	Blank
As (188.980 nm)	≥ 46.0	SRBR	154.8	1242.3	58.5
Se (196.026 nm)	≥ 41.0	SRBR	117.4	1259.6	97.9
Zn (213.857 nm)	≥ 1421.0	SRBR	4192.8	52402.6	155.3
Pb (220.353 nm)	≥ 46.0	SRBR	196.4	2814.2	179.9
Mn (257.610 nm)	≥ 3518.0	SRBR	11993.6	281210.1	547.6
Al (396.152 nm)	≥ 3.4	SBR	8.7	55103.6	5662.9
Ba (493.408 nm)	≥ 34.0	SBR	125.4	2152916.9	17032.2
K (766.491 nm)	≥ 1.8	SBR	5.7	107906.7	16079.8

Axial

Element Wavelength	Specification	Method	Ratio	Standard	Blank
As (188.980 nm)	≥ 208.0	SRBR	297.5	4054.8	170.4
Se (196.026 nm)	≥ 159.0	SRBR	260.2	4794.9	298.5
Zn (206.200 nm)	≥ 234.0	SRBR	1305.9	16162.3	150.3
Zn (213.857 nm)	≥ 1743.0	SRBR	8920.7	200915.6	504.7
Cd (214.439 nm)	≥ 4227.0	SRBR	7958.3	149327.5	350.4
Pb (220.353 nm)	≥ 320.0	SRBR	606.7	15244.5	584.0
Mn (257.610 nm)	≥ 10625.0	SRBR	34460.9	1493092.8	1872.5
Cr (267.716 nm)	≥ 1048.0	SRBR	5018.6	198000.6	1532.6
Cu (324.754 nm)	≥ 19.0	SBR	57.5	423683.7	7248.6
Al (396.152 nm)	≥ 6.0	SBR	18.5	320004.9	16441.4
Ba (493.408 nm)	≥ 60.0	SBR	233.3	11882915.4	50714.5
K (766.491 nm)	≥ 24.0	SBR	44.6	2218974.4	48657.9

Precision Test**Pass**

Radial

Element Wavelength	Specification	Measured Value % RSD
As (188.980 nm)	≤ 2.60	1.38
Se (196.026 nm)	≤ 2.60	0.91
Zn (213.857 nm)	≤ 1.50	0.38
Pb (220.353 nm)	≤ 2.60	0.44
Mn (257.610 nm)	≤ 1.50	0.43
Al (396.152 nm)	≤ 1.50	0.38
Ba (493.408 nm)	≤ 1.50	0.66
K (766.491 nm)	≤ 1.50	0.36

Axial

Element Wavelength	Specification	Measured Value % RSD
As (188.980 nm)	≤ 1.50	0.61
Se (196.026 nm)	≤ 1.50	0.52
Zn (206.200 nm)	≤ 1.50	0.36
Zn (213.857 nm)	≤ 1.50	0.33
Cd (214.439 nm)	≤ 1.50	0.41
Pb (220.353 nm)	≤ 1.50	0.36
Mn (257.610 nm)	≤ 1.50	0.74
Cr (267.716 nm)	≤ 1.50	0.25
Cu (324.754 nm)	≤ 1.50	0.71
Al (396.152 nm)	≤ 1.50	0.44
Ba (493.408 nm)	≤ 1.50	0.73
K (766.491 nm)	≤ 1.50	0.97

Report Summary

Instrument Model	Agilent 5100/5110 VDV ICP-OES
Instrument ID	G8011A/G8015A
Instrument Serial Number	MY18030001
Software Version	7.3.1.9507
Firmware Version	3442
Tested By	Nukoon L.
Test Completed On	12/9/2021 1:34:10 PM

Result Summary

Subsystem Communications Test	Pass
Air Flow Test	Pass
Water Flow Test	Pass
Gas Flows Test	Pass
RF Generator Test	Pass
Camera Test	Pass
Optics Test	Skipped
Advanced Valve System Test	Skipped
Resolution Test	Skipped
Sensitivity Test	Skipped
Precision Test	Skipped

Subsystem Communications Test **Pass**

Air Flow Test **Pass**

30% Air Flow (relative speed)	75% Air Flow (relative speed)
15.00	19.00

Water Flow Test **Pass**

RF Water Flow(L/min)	Camera Water Flow (L/min)	Water Inlet Temperature (°C)
1.98	1.36	17.16

Gas Flows Test**Pass**

Nebulizer Target Flow	Actual Flow	Back Pressure	Auxiliary Target Flow	Actual Flow	Back Pressure
0.70	0.70	203.80	2.00	1.99	108.66
Makeup Target Flow	Actual Flow	Back Pressure	Plasma Target Flow	Actual Flow	Back Pressure
2.00	2.00	113.89	18.00	17.93	24.24

RF Generator Test**Pass**

RF Power Supply Test	Passed
RF Power Supply (V)	141.475
RF Oscillator Test	Passed
RF Oscillator Frequency (MHz)	25.874
Work Coil Current (A)	45.931
RF Power Supply Current (A)	2.000

Camera Test**Pass**

	Integration Time (ms)	Standard Deviation	Status
Electronic Offset Test	1000	5.261	Passed
Dark Current Test	6000	0.734	Passed
Array Test	5	0.024	Passed
Linearity Test		0.118	Passed

ภาคผนวก จ

สำเนาหนังสือใบอนุญาตขึ้นทะเบียนห้องปฏิบัติการวิเคราะห์เอกชน

ที่ อก ๐๓๑๐(๑)/ ๑๐๖๙



กรมโรงงานอุตสาหกรรม
ถนนพระรามที่ ๖ เขตราชเทวี
กรุงเทพมหานคร ๑๐๕๐๐

๒๘ มกราคม ๒๕๖๕

เรื่อง ต่ออายุหนังสือรับขึ้นทะเบียนห้องปฏิบัติการวิเคราะห์เอกชน

เรียน กรรมการผู้จัดการ บริษัท เอแอลเอส แลบบอราทอรี กรุ๊ป (ประเทศไทย) จำกัด

อ้างถึง คำขอขึ้นทะเบียน/ต่ออายุ/เปลี่ยนแปลงบุคลากร และชนิดสารมลพิษของห้องปฏิบัติการวิเคราะห์เอกชน
ลงวันที่ ๓๐ กรกฎาคม ๒๕๖๓

- สิ่งที่ส่งมาด้วย ๑. รายชื่อผู้ควบคุมดูแลห้องปฏิบัติการวิเคราะห์ จำนวน ๑ แผ่น
๒. รายชื่อเจ้าหน้าที่ประจำห้องปฏิบัติการวิเคราะห์ จำนวน ๕ แผ่น
๓. ขอบข่ายสารมลพิษที่ได้รับขึ้นทะเบียนจากกรมโรงงานอุตสาหกรรม จำนวน ๓๑ แผ่น

ตามหนังสือที่อ้างถึง บริษัท เอแอลเอส แลบบอราทอรี กรุ๊ป (ประเทศไทย) จำกัด ขอต่ออายุ
หนังสือรับขึ้นทะเบียนห้องปฏิบัติการวิเคราะห์เอกชน เลขทะเบียน ว-๒๐๔ สถานที่ตั้งเลขที่ ๑๐๔
ซอยพัฒนาการ ๔๐ ถนนพัฒนาการ แขวงพัฒนาการ เขตสวนหลวง กรุงเทพมหานคร
ต่อกรมโรงงานอุตสาหกรรม นั้น

กรมโรงงานอุตสาหกรรมพิจารณาแล้ว ให้บริษัท เอแอลเอส แลบบอราทอรี กรุ๊ป (ประเทศไทย)
จำกัด ต่ออายุหนังสือรับขึ้นทะเบียนห้องปฏิบัติการวิเคราะห์เอกชน โดยมีองค์ประกอบดังนี้

- ก. ผู้ควบคุมดูแลห้องปฏิบัติการวิเคราะห์ จำนวน ๖ ราย ตามสิ่งที่ส่งมาด้วย ๑
ข. เจ้าหน้าที่ประจำห้องปฏิบัติการวิเคราะห์ จำนวน ๑๖๒ ราย ตามสิ่งที่ส่งมาด้วย ๒
ค. ขอบข่ายสารมลพิษที่ได้รับขึ้นทะเบียนให้วิเคราะห์ในน้ำเสีย จำนวน ๕๙ รายการ น้ำใต้ดิน
จำนวน ๑๒๖ รายการ อากาศเสีย ๑๖ รายการ สิ่งปฏิกูลหรือวัสดุที่ไม่ใช้แล้ว จำนวน ๓๕ รายการ และดิน
จำนวน ๑๒๕ รายการ รวมทั้งสิ้นจำนวน ๓๖๑ รายการ ตามสิ่งที่ส่งมาด้วย ๓

หนังสือฉบับนี้จะหมดอายุในวันที่ ๒ กันยายน ๒๕๖๖ หากประสงค์จะต่ออายุหนังสือ
รับขึ้นทะเบียนห้องปฏิบัติการวิเคราะห์เอกชน ให้ยื่นคำขอต่ออายุพร้อมเอกสารประกอบคำขอ
ต่อกรมโรงงานอุตสาหกรรม ภายใน ๓๐ วัน ก่อนวันสิ้นอายุของหนังสือรับขึ้นทะเบียนห้องปฏิบัติการวิเคราะห์
เอกชน ซึ่งคำขอต่ออายุดังกล่าวขอรับได้ที่กรมโรงงานอุตสาหกรรม

จึงเรียนมาเพื่อทราบ

ขอแสดงความนับถือ

(นายศิริะ จันทรเจต)

นักวิทยาศาสตร์ชำนาญการพิเศษ รักษาการแทน
ผู้อำนวยการกองวิจัยและเตือนภัยมลพิษโรงงาน
ปฏิบัติราชการแทนอธิบดีกรมโรงงานอุตสาหกรรม

กองวิจัยและเตือนภัยมลพิษโรงงาน

กลุ่มมาตรฐานวิธีการวิเคราะห์ทดสอบมลพิษและทะเบียนห้องปฏิบัติการ

โทร. ๐ ๒๒๐๒ ๔๑๔๖ ๐ ๒๒๐๒ ๔๐๐๒

โทรสาร ๐ ๒๓๕๔ ๓๒๐๘ ๐ ๒๓๕๔ ๓๔๑๕

เอกสารแนบท้ายหนังสือรับต่ออายุขึ้นทะเบียนห้องปฏิบัติการวิเคราะห์เอกชน

บริษัท เอแอลเอส แลบบอราทอรี กรุ๊ป (ประเทศไทย) จำกัด

เลขทะเบียน ว-๒๐๔

ที่ อก ๐๓๑๐(๑)/

ลงวันที่ ๒๘ มกราคม ๒๕๖๕

ก. ผู้ควบคุมดูแลห้องปฏิบัติการวิเคราะห์ จำนวน ๖ ราย

๑) นางสาวยุพาพร จันทร์เปล่ง

ทะเบียนเลขที่ ว-๒๐๔-ค-๔๗๐๐

๒) นางสาวชนัญ โคมารกุล ณ นคร

ทะเบียนเลขที่ ว-๒๐๔-ค-๔๗๐๑

๓) นายศรายุทธ จิตรานนท์

ทะเบียนเลขที่ ว-๒๐๔-ค-๔๗๐๒

๔) นางสาวกนกกร เอนก

ทะเบียนเลขที่ ว-๒๐๔-ค-๖๑๑๑

๕) นายสุริยา สอนแก้ว

ทะเบียนเลขที่ ว-๒๐๔-ค-๖๑๑๒

๖) นายวิชาญ ชูณหรัตน์

ทะเบียนเลขที่ ว-๒๐๔-ค-๖๑๑๓



(นายศิริระ จันทร์เจิด)

นักวิทยาศาสตร์ชำนาญการพิเศษ รักษาการแทน

ผู้อำนวยการกองวิจัยและเตือนภัยมลพิษโรงงาน

ปฏิบัติราชการแทนอธิบดีกรมโรงงานอุตสาหกรรม

เอกสารแนบท้ายหนังสือรับต่ออายุขึ้นทะเบียนห้องปฏิบัติการวิเคราะห์เอกชน

บริษัท เอแอลเอส แลบบอราทอรี กรุ๊ป (ประเทศไทย) จำกัด

เลขทะเบียน ว-๒๐๔

ที่ อก ๐๓๑๐(๑)/ ๑๐๖๙

ลงวันที่ ๒๘ มกราคม ๒๕๖๕

ข. เจ้าหน้าที่ประจำห้องปฏิบัติการวิเคราะห์ จำนวน ๑๖๒ ราย

๑) นางสาวจินดา ไชจุลธรรม	ทะเบียนเลขที่ ว-๒๐๔-จ-๔๗๐๘
๒) นางสาวสาวิตรี น้อยเสงี่ยม	ทะเบียนเลขที่ ว-๒๐๔-จ-๔๗๐๙
๓) นางสาวชนัญญาญจน์ อัมขม	ทะเบียนเลขที่ ว-๒๐๔-จ-๔๗๑๐
๔) นางสาวนรินทร์ สายเส็ง	ทะเบียนเลขที่ ว-๒๐๔-จ-๔๗๑๕
๕) นางสาวนันทวดี สมบูรณ์	ทะเบียนเลขที่ ว-๒๐๔-จ-๔๗๑๖
๖) นางสาวศรัณยา เฉลิมธำรงค์	ทะเบียนเลขที่ ว-๒๐๔-จ-๔๗๑๗
๗) นางสาวสรารักษ์ มงคลจิรวุฒิ	ทะเบียนเลขที่ ว-๒๐๔-จ-๔๗๑๙
๘) นางสาวศิริลักษณ์ พึ่งแพง	ทะเบียนเลขที่ ว-๒๐๔-จ-๔๗๒๐
๙) นายณพพงศ์ จันทรพันธุ์	ทะเบียนเลขที่ ว-๒๐๔-จ-๕๔๐๘
๑๐) นายนรเศรษฐ์ โกมาลย์	ทะเบียนเลขที่ ว-๒๐๔-จ-๕๔๑๑
๑๑) นายธันวา จรียา	ทะเบียนเลขที่ ว-๒๐๔-จ-๕๔๑๔
๑๒) นางสาวเกศรินทร์ แก้วมัน	ทะเบียนเลขที่ ว-๒๐๔-จ-๕๔๑๖
๑๓) นางสาวสุวิมล ชัยเรืองวุฒิ	ทะเบียนเลขที่ ว-๒๐๔-จ-๕๔๑๗
๑๔) นางสาวสุชาดา ธรรมถาวร	ทะเบียนเลขที่ ว-๒๐๔-จ-๕๔๒๑
๑๕) นางสาวเบมิกา ชัยเดชธนกุล	ทะเบียนเลขที่ ว-๒๐๔-จ-๕๔๒๓
๑๖) นางสาวศศิธร หมูสวัสดิ์	ทะเบียนเลขที่ ว-๒๐๔-จ-๕๔๒๔
๑๗) นางสาวเสาวลักษณ์ ภู่นภาอำพร	ทะเบียนเลขที่ ว-๒๐๔-จ-๕๔๒๕
๑๘) นายอภิสิทธิ์ สิงหา	ทะเบียนเลขที่ ว-๒๐๔-จ-๕๔๒๖
๑๙) นายศักดิ์สิทธิ์ ไพศาลพิสุทธ์	ทะเบียนเลขที่ ว-๒๐๔-จ-๕๔๒๗
๒๐) ว่าที่ร้อยตรีหญิง พรรณีภา ขำเจริญ	ทะเบียนเลขที่ ว-๒๐๔-จ-๕๔๒๘
๒๑) นางจิตดา คำภูแก้ว	ทะเบียนเลขที่ ว-๒๐๔-จ-๕๔๓๑
๒๒) นางสาวอรรวรรณ รักยง	ทะเบียนเลขที่ ว-๒๐๔-จ-๖๑๑๕
๒๓) นางสาวนพรัตน์ แยมกรานต์	ทะเบียนเลขที่ ว-๒๐๔-จ-๖๑๑๙
๒๔) นายจุลเดช วารินทร์	ทะเบียนเลขที่ ว-๒๐๔-จ-๖๑๒๐
๒๕) นางสาวดาญรัตน์ ร้องคำ	ทะเบียนเลขที่ ว-๒๐๔-จ-๖๑๒๑
๒๖) นายนคร สุขเจริญ	ทะเบียนเลขที่ ว-๒๐๔-จ-๖๑๒๒
๒๗) นายบัญชา นามเขตต์	ทะเบียนเลขที่ ว-๒๐๔-จ-๖๑๒๓
๒๘) นายพรมมี ศรีปัตเนตร	ทะเบียนเลขที่ ว-๒๐๔-จ-๖๑๒๕
๒๙) นายอุทิศ อุ่นสิม	ทะเบียนเลขที่ ว-๒๐๔-จ-๖๑๒๖
๓๐) ว่าที่ร้อยตรี เฉลิมเกียรติ อมรศรีเสริม	ทะเบียนเลขที่ ว-๒๐๔-จ-๖๑๒๘
๓๑) นางสาววริยา สร้างนา	ทะเบียนเลขที่ ว-๒๐๔-จ-๖๑๒๙
๓๒) นายอนุพงศ์ รัตนศรีประเสริฐ	ทะเบียนเลขที่ ว-๒๐๔-จ-๖๑๓๐
๓๓) นางสาวจุฑารัตน์ โอนสันเทียะ	ทะเบียนเลขที่ ว-๒๐๔-จ-๖๑๔๒
๓๔) นางสาวจรรวรรณ พิมพ์อริกฤติยา	ทะเบียนเลขที่ ว-๒๐๔-จ-๗๐๗๖

(นายศิระ จันทร์เจ็ด)

๓๕) นางสาวปรารค์ทิพย์...

นักวิทยาศาสตร์ชำนาญการพิเศษ รักษาการแทน

ผู้อำนวยการกองวิจัยและเตือนภัยมลพิษโรงงาน

สำนักงานสิ่งแวดล้อมและเฝ้าระวังมลพิษทางอากาศ

๓๕) นางสาวปรางค์ทิพย์ กิจไพศาลศักดิ์	ทะเบียนเลขที่ ว-๒๐๔-จ-๗๐๗๙
๓๖) นางสาวเดือนใจ ทางกลาง	ทะเบียนเลขที่ ว-๒๐๔-จ-๗๐๘๐
๓๗) นางสาวจิราพร ศิริเวช	ทะเบียนเลขที่ ว-๒๐๔-จ-๗๐๘๑
๓๘) นายวรกร ผุ้รักษ์	ทะเบียนเลขที่ ว-๒๐๔-จ-๗๐๘๒
๓๙) นายทอง วิริยะสทกิจ	ทะเบียนเลขที่ ว-๒๐๔-จ-๗๐๘๓
๔๐) นายธนิต เจนจบ	ทะเบียนเลขที่ ว-๒๐๔-จ-๗๐๘๔
๔๑) นายคณิศร ขำเพชร	ทะเบียนเลขที่ ว-๒๐๔-จ-๗๐๘๕
๔๒) นายอรรคพล นิยมวิทยาพันธ์	ทะเบียนเลขที่ ว-๒๐๔-จ-๗๐๘๖
๔๓) นายภูวิช พรหมสะอาด	ทะเบียนเลขที่ ว-๒๐๔-จ-๗๐๘๗
๔๔) นายธนเดช โภคาพิพัฒน์	ทะเบียนเลขที่ ว-๒๐๔-จ-๗๐๘๘
๔๕) นายชวฤทธิ์ วงษ์จันทร์	ทะเบียนเลขที่ ว-๒๐๔-จ-๗๐๘๙
๔๖) นายอาทิตย์ ศรีแสน	ทะเบียนเลขที่ ว-๒๐๔-จ-๗๐๙๐
๔๗) นายเจษฎินทร์ คงศักดิ์ไทย	ทะเบียนเลขที่ ว-๒๐๔-จ-๗๐๙๑
๔๘) นายจรัส บุญยั้ง	ทะเบียนเลขที่ ว-๒๐๔-จ-๗๐๙๒
๔๙) นายธนาณัติ เอนก	ทะเบียนเลขที่ ว-๒๐๔-จ-๗๐๙๓
๕๐) นายอภิวัฒน์ ทุมหนู	ทะเบียนเลขที่ ว-๒๐๔-จ-๗๐๙๔
๕๑) นางสาวสุภาขวัญ มาก	ทะเบียนเลขที่ ว-๒๐๔-จ-๗๐๙๕
๕๒) นางสาวทัตพร ขวาลสมบูรณ์	ทะเบียนเลขที่ ว-๒๐๔-จ-๗๑๐๐
๕๓) นางสาวธิดิมา บุญเพ็ง	ทะเบียนเลขที่ ว-๒๐๔-จ-๗๑๐๑
๕๔) นางสาวกนกอร เข้มเพ็ชร	ทะเบียนเลขที่ ว-๒๐๔-จ-๗๑๐๒
๕๕) นางสาวพัชรียา หงษ์สมดี	ทะเบียนเลขที่ ว-๒๐๔-จ-๗๑๐๓
๕๖) นางสาวภาวนิดา สุรวงศ์ตระกูล	ทะเบียนเลขที่ ว-๒๐๔-จ-๗๑๐๔
๕๗) นางสาวภาณุมาศ นามวัฒน์	ทะเบียนเลขที่ ว-๒๐๔-จ-๗๑๐๕
๕๘) นางสาวอุไรรัตน์ ทิงสร้างแป้น	ทะเบียนเลขที่ ว-๒๐๔-จ-๗๑๐๖
๕๙) นายธีรวัฒน์ ปวงสุข	ทะเบียนเลขที่ ว-๒๐๔-จ-๗๑๐๗
๖๐) นายอิทธิพล ยะโส	ทะเบียนเลขที่ ว-๒๐๔-จ-๗๑๐๘
๖๑) นายประพจน์ วรรณชูชัย	ทะเบียนเลขที่ ว-๒๐๔-จ-๗๑๐๙
๖๒) นายชยธร พวงทิพย์	ทะเบียนเลขที่ ว-๒๐๔-จ-๗๑๑๐
๖๓) นางสาวกนกวรรณ จันทบาล	ทะเบียนเลขที่ ว-๒๐๔-จ-๗๑๑๑
๖๔) นางสาวเกษร หลักบุญ	ทะเบียนเลขที่ ว-๒๐๔-จ-๗๑๑๒
๖๕) นายสิทธิโชค ธงเงิน	ทะเบียนเลขที่ ว-๒๐๔-จ-๗๑๑๓
๖๖) นางศิลปวรรณ ใจบุญ	ทะเบียนเลขที่ ว-๒๐๔-จ-๗๕๐๕
๖๗) นางสาวพรรณธิดา พุ่มคง	ทะเบียนเลขที่ ว-๒๐๔-จ-๗๕๐๘
๖๘) นางสาวศรณีย์ ยิ่งดี	ทะเบียนเลขที่ ว-๒๐๔-จ-๗๕๐๙
๖๙) นายนวกัทร ศรีวิริยะ	ทะเบียนเลขที่ ว-๒๐๔-จ-๗๕๑๐
๗๐) นายสุวิชา ทองอ่อน	ทะเบียนเลขที่ ว-๒๐๔-จ-๗๕๑๑
๗๑) นายวิญญู บุญตะนัย	ทะเบียนเลขที่ ว-๒๐๔-จ-๗๕๑๓

(นายศิริระ จันทรเจ็ด)

นักวิทยาศาสตร์ชำนาญการพิเศษ รักษาการแทน

ผู้อำนวยการกองวิจัยและเตือนภัยมลพิษโรงงาน

กระทรวงอุตสาหกรรม

๗๒) นายสมบูรณ์...

[illegible]

(นายศิระ จันทรเจ็ด)

นักวิทยาศาสตร์ชำนาญการพิเศษ รักษาราชการแทน

ผู้อำนวยการกองวิจัยและเตือนภัยมลพิษโรงงาน

ปฏิบัติการทางทะเลถึงได้ครบถ้วนสมบูรณ์

๑๐๙) นายนนทชัย...

๑๐๙) นายพนนพชัย อุปถัมภ์	ทะเบียนเลขที่ ว-๒๐๔-จ-๘๕๙๔
๑๑๐) นายณัฐพล คุณสุทธิ	ทะเบียนเลขที่ ว-๒๐๔-จ-๘๕๙๕
๑๑๑) นายณันทวัฒน์ สาริน	ทะเบียนเลขที่ ว-๒๐๔-จ-๘๕๙๖
๑๑๒) นายปิยะนัฐ พลมะศรี	ทะเบียนเลขที่ ว-๒๐๔-จ-๘๕๙๗
๑๑๓) นายพงศ์สิริ โสมเขียว	ทะเบียนเลขที่ ว-๒๐๔-จ-๘๕๙๘
๑๑๔) นายพีรพัฒน์ กำคำ	ทะเบียนเลขที่ ว-๒๐๔-จ-๘๕๙๙
๑๑๕) นายภาณุพงศ์ มานิตย์	ทะเบียนเลขที่ ว-๒๐๔-จ-๘๖๐๐
๑๑๖) นายมงคล ผลาทิพย์	ทะเบียนเลขที่ ว-๒๐๔-จ-๘๖๐๑
๑๑๗) นายมนูรินทร์ พูลศิริ	ทะเบียนเลขที่ ว-๒๐๔-จ-๘๖๐๒
๑๑๘) นายสิรินันท์ ทองอ้น	ทะเบียนเลขที่ ว-๒๐๔-จ-๘๖๐๓
๑๑๙) นายอเนชา ทันสมัย	ทะเบียนเลขที่ ว-๒๐๔-จ-๘๖๐๔
๑๒๐) นายอดิศักดิ์ ผมไผ	ทะเบียนเลขที่ ว-๒๐๔-จ-๘๖๐๕
๑๒๑) นายอนันตชัย วิสุม	ทะเบียนเลขที่ ว-๒๐๔-จ-๘๖๐๖
๑๒๒) นายณัฐดนัย เจือละออง	ทะเบียนเลขที่ ว-๒๐๔-จ-๘๖๐๗
๑๒๓) นายวรวิธ ดินัก	ทะเบียนเลขที่ ว-๒๐๔-จ-๘๖๐๘
๑๒๔) นายแสงตะวัน นະตะສັດ	ทะเบียนเลขที่ ว-๒๐๔-จ-๘๖๐๙
๑๒๕) นายยุทธพงศ์ รัตนะ	ทะเบียนเลขที่ ว-๒๐๔-จ-๘๖๑๐
๑๒๖) นายชัยวุฒิ ไชยชนะ	ทะเบียนเลขที่ ว-๒๐๔-จ-๘๖๑๑
๑๒๗) นายวิศรุต ศรีธรรมมา	ทะเบียนเลขที่ ว-๒๐๔-จ-๘๖๑๒
๑๒๘) นายพนนทกร เผือกผ่อง	ทะเบียนเลขที่ ว-๒๐๔-จ-๘๖๑๓
๑๒๙) นายกำชัย สุทธะ	ทะเบียนเลขที่ ว-๒๐๔-จ-๘๖๑๔
๑๓๐) นางสาวณัฐภรณ์ รักทะเล	ทะเบียนเลขที่ ว-๒๐๔-จ-๙๒๑๙
๑๓๑) นางสาวประภาภรณ์ บุตรพรม	ทะเบียนเลขที่ ว-๒๐๔-จ-๙๒๒๐
๑๓๒) นางสาวนิลาวัลย์ นามพรม	ทะเบียนเลขที่ ว-๒๐๔-จ-๙๒๒๑
๑๓๓) นางสาวพัชรินทร์ แสนสร้อย	ทะเบียนเลขที่ ว-๒๐๔-จ-๙๒๒๒
๑๓๔) นายไพโรจน์ เปี่ยมพิมาย	ทะเบียนเลขที่ ว-๒๐๔-จ-๙๒๒๓
๑๓๕) นางสาวศุภมาศ ทองมาก	ทะเบียนเลขที่ ว-๒๐๔-จ-๙๒๒๔
๑๓๖) นางสาวลลิตา จิตรสว่าง	ทะเบียนเลขที่ ว-๒๐๔-จ-๙๒๒๕
๑๓๗) นางสาวชไมพร เสิกภูเขียว	ทะเบียนเลขที่ ว-๒๐๔-จ-๙๒๒๖
๑๓๘) นางสาวกฤติมาพร คำมีแก่น	ทะเบียนเลขที่ ว-๒๐๔-จ-๙๒๒๗
๑๓๙) นางสาวสกลรัตน์ ภาควุฒิ	ทะเบียนเลขที่ ว-๒๐๔-จ-๙๒๒๘
๑๔๐) นางสาวกาญจนา คงคุณ	ทะเบียนเลขที่ ว-๒๐๔-จ-๙๒๒๙
๑๔๑) นางสาวไพรินทร์ ศรีรูปี	ทะเบียนเลขที่ ว-๒๐๔-จ-๙๒๓๐
๑๔๒) นางสาวทิพนันดา ฝูญปัญญา	ทะเบียนเลขที่ ว-๒๐๔-จ-๙๒๓๑
๑๔๓) นางสาวสาธิตา ปานทอง	ทะเบียนเลขที่ ว-๒๐๔-จ-๙๒๓๒
๑๔๔) นางสาวอริสา ทองนวล	ทะเบียนเลขที่ ว-๒๐๔-จ-๙๒๓๓
๑๔๕) นางสาวอริยา คำคลอง	ทะเบียนเลขที่ ว-๒๐๔-จ-๙๒๓๔

(นายศิริ จันทรเจ็ด)

นักวิทยาศาสตร์ชำนาญการพิเศษ รักษาการแทน

ผู้อำนวยการกองวิจัยและเตือนภัยมลพิษโรงงาน

๑๔๖) นางสาวบุษดาภรณ์...

๑๔๖) นางสาวชุตานกรณ์ สุนทรสนาน	ทะเบียนเลขที่ ว-๒๐๔-จ-๙๒๓๕
๑๔๗) นางสาวสุดารัตน์ นนท์ประสาท	ทะเบียนเลขที่ ว-๒๐๔-จ-๙๒๓๖
๑๔๘) นางสาวรัชนิกร เนียมกลาง	ทะเบียนเลขที่ ว-๒๐๔-จ-๙๒๓๗
๑๔๙) นางสาวกัญญารัตน์ ศรีนิลทา	ทะเบียนเลขที่ ว-๒๐๔-จ-๙๒๓๘
๑๕๐) นางสาวอัญชลี คำจันทร์	ทะเบียนเลขที่ ว-๒๐๔-จ-๙๒๓๙
๑๕๑) นายบุญฤทธิ์ เอี่ยมเทศ	ทะเบียนเลขที่ ว-๒๐๔-จ-๙๒๔๐
๑๕๒) นายศิริวัฒน์ พานิชย์	ทะเบียนเลขที่ ว-๒๐๔-จ-๙๒๔๑
๑๕๓) นางสาวศุภรดา ปันมยุรา	ทะเบียนเลขที่ ว-๒๐๔-จ-๙๒๔๒
๑๕๔) นางสาวพาฤดี คุณน่าน	ทะเบียนเลขที่ ว-๒๐๔-จ-๙๒๔๓
๑๕๕) นางสาวจิราเจต พองดา	ทะเบียนเลขที่ ว-๒๐๔-จ-๙๒๔๔
๑๕๖) นางสาวกนกภรณ์ อุระ	ทะเบียนเลขที่ ว-๒๐๔-จ-๙๒๔๕
๑๕๗) นางสาวอารยา มีชัย	ทะเบียนเลขที่ ว-๒๐๔-จ-๙๒๔๖
๑๕๘) นางสาวจิตสุภา ประเทืองสุข	ทะเบียนเลขที่ ว-๒๐๔-จ-๙๒๔๗
๑๕๙) นางสาวอริสา วิริยขันติธรรม	ทะเบียนเลขที่ ว-๒๐๔-จ-๙๒๔๘
๑๖๐) นางสาววิษุตา นาคผจญ	ทะเบียนเลขที่ ว-๒๐๔-จ-๙๒๔๙
๑๖๑) นางสาวพนิดา ยอดอินทร์	ทะเบียนเลขที่ ว-๒๐๔-จ-๙๒๕๐
๑๖๒) นางสาวนันทิยา จันทะสุน	ทะเบียนเลขที่ ว-๒๐๔-จ-๙๒๕๑



(นายศิริระ จันทรเจิด)

นักวิทยาศาสตร์ชำนาญการพิเศษ รักษาการแทน

ผู้อำนวยการกองวิจัยและเตือนภัยมลพิษโรงงาน

ปฏิบัติราชการแทนอธิบดีกรมโรงงานอุตสาหกรรม

เอกสารแนบท้ายหนังสือรับต่ออายุขึ้นทะเบียนห้องปฏิบัติการวิเคราะห์เอกชน

บริษัท เอแอลเอส แลบบอราทอรี กรุ๊ป (ประเทศไทย) จำกัด

เลขทะเบียน ว-๒๐๔

ที่ อก ๐๓๑๐(๑)/ ๑๐๖๕

ลงวันที่ ๒๘ มกราคม ๒๕๖๕

ขอขยายสารมลพิษที่ได้รับขึ้นทะเบียนจากกรมโรงงานอุตสาหกรรม จำนวน ๓๖๑ รายการ

น้ำเสีย จำนวน 59 รายการ

ลำดับที่	สารมลพิษ	วิธีวิเคราะห์
1	Aldicarb	High-Performance Liquid Chromatographic Method ^[4]
2	Aldicarb Sulfone	High-Performance Liquid Chromatographic Method ^[4]
3	Aldicarb Sulfoxide	High-Performance Liquid Chromatographic Method ^[4]
4	Aldrin	Liquid-Liquid Extraction, Gas Chromatographic Method ^[4]
5	Arsenic	1) Digestion, Inductively Coupled Plasma Method ^[4] 2) Digestion, Inductively Coupled Plasma/ Mass Spectrometric Method ^[4]
6	Barium	1) Digestion, Inductively Coupled Plasma Method ^[4] 2) Digestion, Inductively Coupled Plasma/ Mass Spectrometric Method ^[4]
7	α -BHC	Liquid-Liquid Extraction, Gas Chromatographic Method ^[4]
8	β -BHC	Liquid-Liquid Extraction, Gas Chromatographic Method ^[4]
9	δ -BHC	Liquid-Liquid Extraction, Gas Chromatographic Method ^[4]
10	γ -BHC	Liquid-Liquid Extraction, Gas Chromatographic Method ^[4]
11	Biochemical Oxygen Demand	1) 5-Day BOD Test, Azide Modification Method ^[4] 2) 5-Day BOD Test, Membrane Electrode Method ^[4]
12	Carbaryl	High-Performance Liquid Chromatographic Method ^[4]
13	Carbofuran	High-Performance Liquid Chromatographic Method ^[4]
14	Cadmium	1) Digestion, Inductively Coupled Plasma Method ^[4] 2) Digestion, Inductively Coupled Plasma/ Mass Spectrometric Method ^[4]
15	Chemical Oxygen Demand	1) Closed Reflux, Colorimetric Method ^[4] 2) Closed Reflux, Titrimetric Method ^[4]
16	Chlordane	Liquid-Liquid Extraction, Gas Chromatographic Method ^[4]
17	Chromium	1) Digestion, Inductively Coupled Plasma Method ^[4] 2) Digestion, Inductively Coupled Plasma/Mass Spectrometric Method ^[4]
18	Color	ADMI Weighted-Ordinate Spectrophotometric Method

(นางริกาญจน์ จันทรกุลวิไล)

ผู้อำนวยการกลุ่มมาตรฐานวิธีการวิเคราะห์ทดสอบมลพิษ

และทะเบียนห้องปฏิบัติการ

19 Copper...

ลำดับที่	สารมลพิษ	วิธีวิเคราะห์
19	Copper	1) Digestion, Inductively Coupled Plasma Method ^[4] 2) Digestion, Inductively Coupled Plasma/ Mass Spectrometric Method ^[4]
20	Cyanide	Distillation, Colorimetric Method ^[4]
21	2,4'-DDD	Liquid-Liquid Extraction, Gas Chromatographic Method ^[4]
22	4,4'-DDD	Liquid-Liquid Extraction, Gas Chromatographic Method ^[4]
23	2,4'-DDE	Liquid-Liquid Extraction, Gas Chromatographic Method ^[4]
24	4,4'-DDE	Liquid-Liquid Extraction, Gas Chromatographic Method ^[4]
25	2,4'-DDT	Liquid-Liquid Extraction, Gas Chromatographic Method ^[4]
26	4,4'-DDT	Liquid-Liquid Extraction, Gas Chromatographic Method ^[4]
27	Dieldrin	Liquid-Liquid Extraction, Gas Chromatographic Method ^[4]
28	Endosulfan Sulfate	Liquid-Liquid Extraction, Gas Chromatographic Method ^[4]
29	Endosulfan I	Liquid-Liquid Extraction, Gas Chromatographic Method ^[4]
30	Endosulfan II	Liquid-Liquid Extraction, Gas Chromatographic Method ^[4]
31	Endrin	Liquid-Liquid Extraction, Gas Chromatographic Method ^[4]
32	Endrin Aldehyde	Liquid-Liquid Extraction, Gas Chromatographic Method ^[4]
33	Formaldehyde	Distillation, Colorimetric Method ^[3]
34	Free Chlorine	1) DPD Ferrous Titrimetric Method ^[4] 2) Iodometric Method ^[4]
35	Heptachlor	Liquid-Liquid Extraction, Gas Chromatographic Method ^[4]
36	Heptachlor epoxide	Liquid-Liquid Extraction, Gas Chromatographic Method ^[4]
37	Hexavalent Chromium	Filtration, Colorimetric Method ^[4]
38	3-Hydroxycarbofuran	High-Performance Liquid Chromatographic Method ^[4]
39	Lead	1) Digestion, Inductively Coupled Plasma Method ^[4] 2) Digestion, Inductively Coupled Plasma/ Mass Spectrometric Method ^[4]
40	Manganese	1) Digestion, Inductively Coupled Plasma Method ^[4] 2) Digestion, Inductively Coupled Plasma/ Mass Spectrometric Method ^[4]
41	Mercury	1) Digestion, Cold-Vapor Atomic Absorption Spectrometric Method ^[4] 2) Digestion, Inductively Coupled Plasma/Mass spectrometric Method ^[4]
42	Methiocarb	High-Performance Liquid Chromatographic Method ^[4]
43	Methoxychlor	Liquid-Liquid Extraction, Gas Chromatographic Method ^[4]

วิมล

44 Methomy...

(นางริกาญจน์ อัครสกุลวิไล)

ผู้อำนวยการกลุ่มมาตรฐานวิธีการวิเคราะห์ทดสอบมลพิษ

กรมส่งเสริมการค้าระหว่างประเทศ

ลำดับที่	สารมลพิษ	วิธีวิเคราะห์
44	Methomyl	High-Performance Liquid Chromatographic Method ^[4]
45	Nickel	1) Digestion, Inductively Coupled Plasma Method ^[4] 2) Digestion, Inductively Coupled Plasma/ Mass Spectrometric Method ^[4]
46	Oil & Grease	1) Liquid-Liquid, Partition-Gravimetric Method ^[4] 2) Soxhlet Extraction Method ^[4]
47	Oxamyl	High-Performance Liquid Chromatographic Method ^[4]
48	Propoxur	High-Performance Liquid Chromatographic Method ^[4]
49	pH	Electrometric Method ^[4]
50	Phenols	1) Distillation, Chloroform Extraction Method ^[4] 2) Distillation, Direct Photometric Method ^[4]
51	Selenium	1) Digestion, Inductively Coupled Plasma Method ^[4] 2) Digestion, Inductively Coupled Plasma/ Mass Spectrometric Method ^[4]
52	Sulfide	Iodometric Method ^[4]
53	Temperature	Laboratory and Field Methods ^[4]
54	Total Dissolved Solids	Dried at 180 °C ^[4]
55	Total Kjeldahl Nitrogen	Semi-Micro Kjeldahl Method ^[4]
56	Total Suspended Solids	Dried at 103-105 °C ^[4]
57	Toxaphene	Liquid-Liquid Extraction, Gas Chromatographic Method ^[4]
58	Trivalent Chromium	1) Digestion, Inductively Coupled Plasma Method; Colorimetric Method; Calculation ^[4] 2) Digestion, Inductively Coupled Plasma/ Mass Spectrometric Method; Colorimetric Method; Calculation ^[4]
59	Zinc	1) Digestion, Inductively Coupled Plasma Method ^[4] 2) Digestion, Inductively Coupled Plasma/Mass Spectrometric Method ^[4]

น้ำใต้ดิน จำนวน 126 รายการ

ลำดับที่	สารมลพิษ	วิธีวิเคราะห์
1	Acenaphthene	Liquid-Liquid Extraction, Gas Chromatographic/ Mass Spectrometric Method ^[4]
2	Acetone	Purge and Trap, Gas Chromatographic/ Mass Spectrometric Method ^[4]

วิมล

3 Aldrin...

(นางริภาณจน์ ฉัตรสกุลวิไล)

ผู้อำนวยการกลุ่มมาตรฐานวิธีการวิเคราะห์ทดสอบมลพิษ
และทะเบียนห้องปฏิบัติการ

ลำดับที่	สารมลพิษ	วิธีวิเคราะห์
3	Aldrin	Liquid-Liquid Extraction, Gas Chromatographic/ Mass Spectrometric Method ^[4]
4	Anthracene	Liquid-Liquid Extraction, Gas Chromatographic/ Mass Spectrometric Method ^[4]
5	Antimony	1) Digestion, Inductively Coupled Plasma Method ^[4] 2) Digestion, Inductively Coupled Plasma/ Mass Spectrometric Method ^[4]
6	Arsenic	1) Digestion, Inductively Coupled Plasma Method ^[4] 2) Digestion, Inductively Coupled Plasma/ Mass Spectrometric Method ^[4]
7	Atrazine	Liquid-Liquid Extraction, Gas Chromatographic/ Mass Spectrometric Method ^[4]
8	Barium	1) Digestion, Inductively Coupled Plasma Method ^[4] 2) Digestion, Inductively Coupled Plasma/ Mass Spectrometric Method ^[4]
9	Benz(a)anthracene	Liquid-Liquid Extraction, Gas Chromatographic/ Mass Spectrometric Method ^[4]
10	Benzene	Purge and Trap, Gas Chromatographic/ Mass Spectrometric Method ^[4]
11	Benzo(b)fluoranthene	Liquid-Liquid Extraction, Gas Chromatographic/ Mass Spectrometric Method ^[4]
12	Benzo(k)fluoranthene	Liquid-Liquid Extraction, Gas Chromatographic/ Mass Spectrometric Method ^[4]
13	Benzoic Acid	Liquid-Liquid Extraction, Gas Chromatographic/ Mass Spectrometric Method ^[4]
14	Benzo(a)pyrene	Liquid-Liquid Extraction, Gas Chromatographic/ Mass Spectrometric Method ^[4]
15	Benzo[g,h,i]perylene	Liquid-Liquid Extraction, Gas Chromatographic/ Mass Spectrometric Method ^[4]
16	Beryllium	1) Digestion, Inductively Coupled Plasma Method ^[4] 2) Digestion, Inductively Coupled Plasma/ Mass Spectrometric Method ^[4]
17	Bis(2-chloroethyl)ether	Liquid-Liquid Extraction, Gas Chromatographic/ Mass Spectrometric Method ^[4]

วิธีทาง)

18 Bis(2-ethylhexyl)phthalate...

(นางริกาญจน์ ฉัตรสกุลวิไล)

ผู้อำนวยการกลุ่มมาตรฐานวิธีการวิเคราะห์ทดสอบมลพิษ
และทะเบียนห้องปฏิบัติการ

ลำดับที่	สารมลพิษ	วิธีวิเคราะห์
18	Bis(2-ethylhexyl)phthalate	Liquid-Liquid Extraction, Gas Chromatographic/ Mass Spectrometric Method ^[4]
19	Bromodichloromethane	Purge and Trap, Gas Chromatographic/ Mass Spectrometric Method ^[4]
20	Bromoform	Purge and Trap, Gas Chromatographic/ Mass Spectrometric Method ^[4]
21	Butanol	Purge and Trap, Gas Chromatographic/ Mass Spectrometric Method ^[4]
		Equilibrium Headspace, Gas Chromatographic/ Mass Spectrometric Method ^[4]
22	Butyl Benzyl Phthalate	Liquid-Liquid Extraction, Gas Chromatographic/ Mass Spectrometric Method ^[4]
23	Cadmium	1) Digestion, Inductively Coupled Plasma Method ^[4] 2) Digestion, Inductively Coupled Plasma/ Mass Spectrometric Method ^[4]
24	Carbazole	Liquid-Liquid Extraction, Gas Chromatographic/ Mass Spectrometric Method ^[4]
25	Carbon Disulfide	Purge and Trap, Gas Chromatographic/ Mass Spectrometric Method ^[4]
26	Carbon tetrachloride	Purge and Trap, Gas Chromatographic/ Mass Spectrometric Method ^[4]
27	Chlordane	Liquid-Liquid Extraction, Gas Chromatographic/ Mass Spectrometric Method ^[4]
28	p-Chloroaniline	Liquid-Liquid Extraction, Gas Chromatographic/ Mass Spectrometric Method ^[4]
29	Chlorobenzene	Purge and Trap, Gas Chromatographic/ Mass Spectrometric Method ^[4]
30	Chlorodibromomethane	Purge and Trap, Gas Chromatographic/ Mass Spectrometric Method ^[4]
31	Chloroform	Purge and Trap, Gas Chromatographic/ Mass Spectrometric Method ^[4]
32	2-Chlorophenol	Liquid-Liquid Extraction, Gas Chromatographic/ Mass Spectrometric Method ^[4]
33	Chromium	1) Digestion, Inductively Coupled Plasma Method ^[4] 2) Digestion, Inductively Coupled Plasma/ Mass Spectrometric Method ^[4]




34 Chromium (III)...

(นางริกาญจน์ จิตรสกุลไธ)

ผู้อำนวยการกลุ่มมาตรฐานวิธีการวิเคราะห์ทดสอบมลพิษ

ลำดับที่	สารมลพิษ	วิธีวิเคราะห์
51	cis-1,2-Dichloroethylene	Purge and Trap, Gas Chromatographic/ Mass Spectrometric Method ^[4]
52	trans-1,2-Dichloroethylene	Purge and Trap, Gas Chromatographic/ Mass Spectrometric Method ^[4]
53	2,4-Dichlorophenol	Liquid-Liquid Extraction, Gas Chromatographic/ Mass Spectrometric Method ^[4]
54	1,2-Dichloropropane	Purge and Trap, Gas Chromatographic/ Mass Spectrometric Method ^[4]
55	1,3-Dichloropropane	Purge and Trap, Gas Chromatographic/ Mass Spectrometric Method ^[4]
56	1,3-Dichloropropene	Purge and Trap, Gas Chromatographic/ Mass Spectrometric Method ^[4]
57	Dieldrin	Liquid-Liquid Extraction, Gas Chromatographic/ Mass Spectrometric Method ^[4]
58	Diethyl Phthalate	Liquid-Liquid Extraction, Gas Chromatographic/ Mass Spectrometric Method ^[4]
59	2,4-Dimethylphenol	Liquid-Liquid Extraction, Gas Chromatographic/ Mass Spectrometric Method ^[4]
60	2,4-Dinitrophenol	Liquid-Liquid Extraction, Gas Chromatographic/ Mass Spectrometric Method ^[4]
61	2,4-Dinitrotoluene	Liquid-Liquid Extraction, Gas Chromatographic/ Mass Spectrometric Method ^[4]
62	2,6-Dinitrotoluene	Liquid-Liquid Extraction, Gas Chromatographic/ Mass Spectrometric Method ^[4]
63	Di-n-Octyl Phthalate	Liquid-Liquid Extraction, Gas Chromatographic/ Mass Spectrometric Method ^[4]
64	Endosulfan	Liquid-Liquid Extraction, Gas Chromatographic/ Mass Spectrometric Method ^[4]
65	Endrin	Liquid-Liquid Extraction, Gas Chromatographic/ Mass Spectrometric Method ^[4]
66	Ethylbenzene	Purge and Trap, Gas Chromatographic/ Mass Spectrometric Method ^[4]
67	Fluoranthene	Liquid-Liquid Extraction, Gas Chromatographic/ Mass Spectrometric Method ^[4]



(นางริกาญจน์ ฉัตรสกุลวิไล)

ผู้อำนวยการกลุ่มมาตรฐานวิธีการวิเคราะห์ทดสอบมลพิษ
และทะเบียนห้องปฏิบัติการ

68 Fluorene...

ลำดับที่	สารมลพิษ	วิธีวิเคราะห์
68	Fluorene	Liquid-Liquid Extraction, Gas Chromatographic/ Mass Spectrometric Method ^[4]
69	Heptachlor	Liquid-Liquid Extraction, Gas Chromatographic/ Mass Spectrometric Method ^[4]
70	Heptachlor epoxide	Liquid-Liquid Extraction, Gas Chromatographic/ Mass Spectrometric Method ^[4]
71	Hexachlorobenzene	Liquid-Liquid Extraction, Gas Chromatographic/ Mass Spectrometric Method ^[4]
72	Hexachloro-1,3-butadiene	Purge and Trap, Gas Chromatographic/ Mass Spectrometric Method ^[4]
73	n-Hexane	Purge and Trap, Gas Chromatographic/ Mass Spectrometric Method ^[4]
74	α -HCH	Liquid-Liquid Extraction, Gas Chromatographic/ Mass Spectrometric Method ^[4]
75	β -HCH	Liquid-Liquid Extraction, Gas Chromatographic/ Mass Spectrometric Method ^[4]
76	γ -HCH	Liquid-Liquid Extraction, Gas Chromatographic/ Mass Spectrometric Method ^[4]
77	Hexachlorocyclopentadiene	Liquid-Liquid Extraction, Gas Chromatographic/ Mass Spectrometric Method ^[4]
78	Hexachloroethane	Liquid-Liquid Extraction, Gas Chromatographic/ Mass Spectrometric Method ^[4]
79	Indeno(1,2,3-cd)pyrene	Liquid-Liquid Extraction, Gas Chromatographic/ Mass Spectrometric Method ^[4]
80	Isophorone	Liquid-Liquid Extraction, Gas Chromatographic/ Mass Spectrometric Method ^[4]
81	Lead	1) Digestion, Inductively Coupled Plasma Method ^[4] 2) Digestion, Inductively Coupled Plasma/ Mass Spectrometric Method ^[4]
82	Manganese	1) Digestion, Inductively Coupled Plasma Method ^[4] 2) Digestion, Inductively Coupled Plasma/ Mass Spectrometric Method ^[4]
83	Mercury	1) Cold Vapor Atomic Absorption Spectrometric Method ^[4] 2) Digestion, Inductively Coupled Plasma/ Mass Spectrometric Method ^[4]

ร.พ.ว)

84 Methanol...

(นางริกาญจน์ ฉัตรสกุลวิไล)

ผู้อำนวยการกลุ่มมาตรฐานวิชาการวิเคราะห์ทดสอบมลพิษ

แบบฟอร์มรายงานผลการวิเคราะห์

ลำดับที่	สารมลพิษ	วิธีวิเคราะห์
84	Methanol	1) Purge and Trap, Gas Chromatographic/ Mass Spectrometric Method ^[4] 2) Equilibrium Headspace, Gas Chromatographic/ Mass Spectrometric Method ^[4]
85	Methoxychlor	Liquid-Liquid Extraction, Gas Chromatographic/ Mass Spectrometric Method ^[4]
86	Methyl Bromide	Purge and Trap, Gas Chromatographic/ Mass Spectrometric Method ^[4]
87	Methylene Chloride	Purge and Trap, Gas Chromatographic/ Mass Spectrometric Method ^[4]
88	2-Methylphenol	Liquid-Liquid Extraction, Gas Chromatographic/ Mass Spectrometric Method ^[4]
89	2-Methylnaphthalene	Liquid-Liquid Extraction, Gas Chromatographic/ Mass Spectrometric Method ^[4]
90	Methyl tert-Butyl Ether	Purge and Trap, Gas Chromatographic/ Mass Spectrometric Method ^[4]
91	Naphthalene	Liquid-Liquid Extraction, Gas Chromatographic/ Mass Spectrometric Method ^[4]
92	Nickel	1) Digestion, Inductively Coupled Plasma Method ^[4] 2) Digestion, Inductively Coupled Plasma/ Mass Spectrometric Method ^[4]
93	Nitrobenzene	Liquid-Liquid Extraction, Gas Chromatographic/ Mass Spectrometric Method ^[4]
94	N-Nitrosodiphenylamine	Liquid-Liquid Extraction, Gas Chromatographic/ Mass Spectrometric Method ^[4]
95	N-Nitrosodi-n-Propylamine	Liquid-Liquid Extraction, Gas Chromatographic/ Mass Spectrometric Method ^[4]
96	Polychlorinated Biphenyls - PCB 1016 - PCB 1221 - PCB 1232 - PCB 1242 - PCB 1248 - PCB 1254 - PCB 1260	Liquid-Liquid Extraction, Gas Chromatographic/ Mass Spectrometric Method ^[4]

วิมล

97 Pentachlorophenol...

(นางริกาญจน์ ฉัตรสกุลวิไล)

ผู้อำนวยการกลุ่มมาตรฐานวิธีการวิเคราะห์ทดสอบมลพิษ

และทะเบียนห้องปฏิบัติการ

ลำดับที่	สารมลพิษ	วิธีวิเคราะห์
97	Pentachlorophenol	Liquid-Liquid Extraction, Gas Chromatographic/ Mass Spectrometric Method ^[4]
98	pH	Electrometric Method ^[4]
99	Phenanthrene	Liquid-Liquid Extraction, Gas Chromatographic/ Mass Spectrometric Method ^[4]
100	Phenol	1) Distillation, Direct Photometric Method ^[4] 2) Liquid-Liquid Extraction, Gas Chromatographic/ Mass Spectrometric Method ^[4]
101	Pyrene	Liquid-Liquid Extraction, Gas Chromatographic/ Mass Spectrometric Method ^[4]
102	Selenium	1) Digestion, Inductively Coupled Plasma Method ^[4] 2) Digestion, Inductively Coupled Plasma/ Mass Spectrometric Method ^[4]
103	Silver	1) Digestion, Inductively Coupled Plasma Method ^[4] 2) Digestion, Inductively Coupled Plasma/ Mass Spectrometric Method ^[4]
104	Styrene	Purge and Trap, Gas Chromatographic/ Mass Spectrometric Method ^[4]
105	1,1,2,2-Tetrachloroethane	Purge and Trap, Gas Chromatographic/ Mass Spectrometric Method ^[4]
106	Tetrachloroethylene	Purge and Trap, Gas Chromatographic/ Mass Spectrometric Method ^[4]
107	Toluene	Purge and Trap, Gas Chromatographic/ Mass Spectrometric Method ^[4]
108	Toxaphene	Liquid-Liquid Extraction, Gas Chromatographic/ Mass Spectrometric Method ^[4]
109	TPH (C ₅ -C ₉)	Purge and Trap, Gas Chromatographic/ Mass Spectrometric Method ^[13,24]
110	TPH (C ₈ -C ₁₆)	Solvent Extraction, Gas Chromatographic Method ^[9,21]
111	TPH (C ₁₆ -C ₃₅)	Solvent Extraction, Gas Chromatographic Method ^[9,21]
112	1,2,4-Trichlorobenzene	Purge and Trap, Gas Chromatographic/ Mass Spectrometric Method ^[4]
113	1,1,1-Trichloroethane	Purge and Trap, Gas Chromatographic/ Mass Spectrometric Method ^[4]

วิมล

114 1,1,2-Trichloroethane...

ลำดับที่	สารมลพิษ	วิธีวิเคราะห์
114	1,1,2-Trichloroethane	Purge and Trap, Gas Chromatographic/ Mass Spectrometric Method ^[4]
115	Trichloroethylene	Purge and Trap, Gas Chromatographic/ Mass Spectrometric Method ^[4]
116	2,4,5-Trichlorophenol	Liquid-Liquid Extraction, Gas Chromatographic/ Mass Spectrometric Method ^[4]
117	2,4,6-Trichlorophenol	Liquid-Liquid Extraction, Gas Chromatographic/ Mass Spectrometric Method ^[4]
118	1,3,5-Trimethylbenzene	Purge and Trap, Gas Chromatographic/ Mass Spectrometric Method ^[4]
119	Vanadium	1) Digestion, Inductively Coupled Plasma Method ^[4] 2) Digestion, Inductively Coupled Plasma/ Mass Spectrometric Method ^[4]
120	Vinyl Acetate	Purge and Trap, Gas Chromatographic/ Mass Spectrometric Method ^[4]
121	Vinyl Chloride	Purge and Trap, Gas Chromatographic/ Mass Spectrometric Method ^[4]
122	m-Xylene	Purge and Trap, Gas Chromatographic/ Mass Spectrometric Method ^[4]
123	o-Xylene	Purge and Trap, Gas Chromatographic/ Mass Spectrometric Method ^[4]
124	p-Xylene	Purge and Trap, Gas Chromatographic/ Mass Spectrometric Method ^[4]
125	Xylene (Total)	Purge and Trap, Gas Chromatographic/ Mass Spectrometric Method ^[4]
126	Zinc	1) Digestion, Inductively Coupled Plasma Method ^[4] 2) Digestion, Inductively Coupled Plasma/ Mass Spectrometric Method ^[4]

อากาศเสีย (ปล่อยระบาย) จำนวน 16 รายการ

ลำดับที่	สารมลพิษ	วิธีวิเคราะห์
1	Antimony	Isokinetic, Digestion, Inductively Coupled Plasma Method ^[5]
2	Arsenic	Isokinetic, Digestion, Inductively Coupled Plasma Method ^[5]

วิทย์

3 Carbon Monoxide...

(นางริกาญจน์ ฉัตรสกุลวิไล)

ผู้อำนวยการกลุ่มมาตรฐานวิธีการวิเคราะห์ทดสอบมลพิษ

และหน่วยงานที่เกี่ยวข้อง

ลำดับที่	สารมลพิษ	วิธีวิเคราะห์
3	Carbon Monoxide	1) Sampling Bag Non-Dispersive Infrared Method ^[5] 2) Non-Dispersive Infrared Method ^[5] 3) Instrumental Analyzer Method ^[5]
4	Chlorine	1) Absorption Sampling, Ion Chromatographic Method ^[5] 2) Isokinetic Sampling, Ion Chromatographic Method ^[5]
5	Copper	Isokinetic, Digestion, Inductively Coupled Plasma Method ^[5]
6	Dioxins	Isokinetic Sampling, Analysis by ISO/IEC 17025 Accredited Laboratory or Analysis by Department of Industrial Works Registered Laboratory (Dioxins/Furans Analysis Approved) ^[5]
7	Hydrogen Chloride	1) Absorption Sampling, Ion Chromatographic Method ^[5] 2) Isokinetic Sampling, Ion Chromatographic Method ^[5]
8	Hydrogen Sulfide	Absorption Sampling, Iodometric Method ^[5]
9	Lead	Isokinetic, Digestion, Inductively Coupled Plasma Method ^[5]
10	Mercury	1) Isokinetic Sampling, Digestion, Cold-Vapor Atomic Absorption Spectrometric Method ^[5] 2) Isokinetic, Digestion, Inductively Coupled Plasma Method ^[5]
11	Opacity	Ringelmann's Method ^[2]
12	Oxides of Nitrogen	1) Absorption Sampling, Phenoldisulfonic Acid Method ^[5] 2) Chemiluminescence Method ^[5] 3) Instrumental Analyzer Method ^[5]
13	Sulfur Dioxide	1) Absorption Sampling, Barium-Thorin Titrimetric Method ^[5] 2) UV Fluorescence Method ^[5] 3) Instrumental Analyzer Method ^[5]
14	Sulfuric Acid	Isokinetic Sampling, Barium-Thorin Titrimetric Method ^[5]
15	Total Suspended Particulate	Isokinetic Sampling, Gravimetric Method ^[5]
16	Xylene	Adsorption Sampling, Gas Chromatographic Method ^[5]

วิมล

สิ่งปลูก...

(นางริกาญจน์ ฉัตรสกุลวิไล)

ผู้อำนวยการกลุ่มมาตรฐานวิชาการวิเคราะห์ทดสอบมลพิษ

กรมควบคุมมลพิษ

สิ่งปฏิกูลหรือวัสดุที่ไม่ใช้แล้ว จำนวน 35 รายการ

ลำดับที่	สารมลพิษ	วิธีวิเคราะห์
1	Aldrin	1) Waste Extraction, Separatory Funnel Liquid-Liquid Extraction, Gas Chromatographic/Mass Spectrometric Method ^[1,9,25] 2) Soxhlet Extraction, Gas Chromatographic Method ^[10,22] 3) Automated Soxhlet Extraction, Gas Chromatographic Method ^[22,31]
2	Antimony	1) Waste Extraction, Digestion, Inductively Coupled Plasma Method ^[1,6,15] 2) Waste Extraction, Digestion, Inductively Coupled Plasma/Mass Spectrometric Method ^[1,6,16] 3) Digestion, Inductively Coupled Plasma Method ^[7,15] 4) Digestion, Inductively Coupled Plasma/Mass Spectrometric Method ^[7,16]
3	Arsenic	1) Waste Extraction, Digestion, Inductively Coupled Plasma Method ^[1,6,15] 2) Waste Extraction, Digestion, Inductively Coupled Plasma/Mass Spectrometric Method ^[1,6,16] 3) Digestion, Inductively Coupled Plasma Method ^[7,15] 4) Digestion, Inductively Coupled Plasma/Mass Spectrometric Method ^[7,16]
4	Barium	1) Waste Extraction, Digestion, Inductively Coupled Plasma Method ^[1,6,15] 2) Waste Extraction, Digestion, Inductively Coupled Plasma/Mass Spectrometric Method ^[1,6,16] 3) Digestion, Inductively Coupled Plasma Method ^[7,15] 4) Digestion, Inductively Coupled Plasma/Mass Spectrometric Method ^[7,16]
5	Beryllium	1) Waste Extraction, Digestion, Inductively Coupled Plasma Method ^[1,6,15] 2) Waste Extraction, Digestion, Inductively Coupled Plasma/Mass Spectrometric Method ^[1,6,16] 3) Digestion, Inductively Coupled Plasma Method ^[7,15] 4) Digestion, Inductively Coupled Plasma/Mass Spectrometric Method ^[7,16]



6 Cadmium...

(นางริกาญจน์ จิตรสกุลใจ)

ผู้อำนวยการกลุ่มมาตรฐานวิธีการวิเคราะห์ทดสอบมลพิษ

และทะเบียนห้องปฏิบัติการ

ลำดับที่	สารมลพิษ	วิธีวิเคราะห์
6	Cadmium	1) Waste Extraction, Digestion, Inductively Coupled Plasma Method ^[1,6,15] 2) Waste Extraction, Digestion, Inductively Coupled Plasma/Mass Spectrometric Method ^[1,6,16] 3) Digestion, Inductively Coupled Plasma Method ^[7,15] 4) Digestion, Inductively Coupled Plasma/Mass Spectrometric Method ^[7,16]
7	Chlordane	1) Waste Extraction, Separatory Funnel Liquid-Liquid Extraction, Gas Chromatographic/Mass Spectrometric Method ^[1,19,25] 2) Soxhlet Extraction, Gas Chromatographic Method ^[10,22] 3) Automated Soxhlet Extraction, Gas Chromatographic Method ^[22,31]
8	Chromium	1) Waste Extraction, Digestion, Inductively Coupled Plasma Method ^[1,6,15] 2) Waste Extraction, Digestion, Inductively Coupled Plasma/Mass Spectrometric Method ^[1,6,16] 3) Digestion, Inductively Coupled Plasma Method ^[7,15] 4) Digestion, Inductively Coupled Plasma/Mass Spectrometric Method ^[7,16]
9	Chromium (III)	1) Waste Extraction, Digestion, Inductively Coupled Plasma Method; Waste Extraction, Colorimetric Method; Calculation Method ^[1,6,15,17] 2) Waste Extraction, Digestion, Inductively Coupled Plasma/Mass Spectrometric Method; Waste Extraction, Colorimetric Method; Calculation Method ^[1,6,16,17] 3) Digestion, Inductively Coupled Plasma Method; Alkaline Digestion, Colorimetric Method; Calculation Method ^[7,8,15,17] 4) Digestion, Inductively Coupled Plasma/Mass Spectrometric Method; Alkaline Digestion, Colorimetric Method; Calculation Method ^[7,8, 16,17]
10	Chromium (VI)	1) Waste Extraction, Colorimetric Method ^[1,6,17] 2) Alkaline Digestion, Colorimetric Method ^[8,17]



(นางริกาญจน์ จิตรสกุลวิไล)

11 Cobalt...

ผู้อำนวยการกลุ่มมาตรฐานวิธีการวิเคราะห์ทดสอบมลพิษ

.....เรียน...../.....

ลำดับที่	สารมลพิษ	วิธีวิเคราะห์
11	Cobalt	1) Waste Extraction, Digestion, Inductively Coupled Plasma Method ^[1,6,15] 2) Waste Extraction, Digestion, Inductively Coupled Plasma/Mass Spectrometric Method ^[1,6,16] 3) Digestion, Inductively Coupled Plasma Method ^[7,15] 4) Digestion, Inductively Coupled Plasma/Mass Spectrometric Method ^[7,16]
12	Copper	1) Waste Extraction, Digestion, Inductively Coupled Plasma Method ^[1,6,15] 2) Waste Extraction, Digestion, Inductively Coupled Plasma/Mass Spectrometric Method ^[1,6,16] 3) Digestion, Inductively Coupled Plasma Method ^[7,15] 4) Digestion, Inductively Coupled Plasma/Mass Spectrometric Method ^[7,16]
13	2,4-D	1) Waste Extraction, Separatory Funnel Liquid-Liquid Extraction, Gas Chromatographic/Mass Spectrometric Method ^[1,9,25] 2) Soxhlet Extraction, Gas Chromatographic Method ^[10,22] 3) Automated Soxhlet Extraction, Gas Chromatographic Method ^[22,31]
14	DDD	1) Waste Extraction, Separatory Funnel Liquid-Liquid Extraction, Gas Chromatographic/Mass Spectrometric Method ^[1,9,25] 2) Soxhlet Extraction, Gas Chromatographic Method ^[10,22] 3) Automated Soxhlet Extraction, Gas Chromatographic Method ^[22,31]
15	DDE	1) Waste Extraction, Separatory Funnel Liquid-Liquid Extraction, Gas Chromatographic/Mass Spectrometric Method ^[1,9,25] 2) Soxhlet Extraction, Gas Chromatographic Method ^[10,22] 3) Automated Soxhlet Extraction, Gas Chromatographic Method ^[22,31]
16	DDT	1) Waste Extraction, Separatory Funnel Liquid-Liquid Extraction, Gas Chromatographic/Mass Spectrometric Method ^[1,9,25]

จิรพร

2) Soxhlet...

(นางริกาญจน์ จัตรสกุลวิไล)

ผู้อำนวยการกลุ่มมาตรฐานวิธีการวิเคราะห์ทดสอบมลพิษ

และทะเบียนห้องปฏิบัติการ

ลำดับที่	สารมลพิษ	วิธีวิเคราะห์
17	Dieldrin	2) Soxhlet Extraction, Gas Chromatographic Method ^[10,22] 3) Automated Soxhlet Extraction, Gas Chromatographic Method ^[22,31] 1) Waste Extraction, Separatory Funnel Liquid-Liquid Extraction, Gas Chromatographic/Mass Spectrometric Method ^[1,9,25]
18	Endrin	2) Soxhlet Extraction, Gas Chromatographic Method ^[10,22] 3) Automated Soxhlet Extraction, Gas Chromatographic Method ^[22,31] 1) Waste Extraction, Separatory Funnel Liquid-Liquid Extraction, Gas Chromatographic/Mass Spectrometric Method ^[1,9,25]
19	Heptachlor	2) Soxhlet Extraction, Gas Chromatographic Method ^[10,22] 3) Automated Soxhlet Extraction, Gas Chromatographic Method ^[22,31] 1) Waste Extraction, Separatory Funnel Liquid-Liquid Extraction, Gas Chromatographic/Mass Spectrometric Method ^[1,9,25]
20	Lead	2) Soxhlet Extraction, Gas Chromatographic Method ^[10,22] 3) Automated Soxhlet Extraction, Gas Chromatographic Method ^[22,31] 1) Waste Extraction, Digestion, Inductively Coupled Plasma Method ^[1,6,15] 2) Waste Extraction, Digestion, Inductively Coupled Plasma/Mass Spectrometric Method ^[1,6,16] 3) Digestion, Inductively Coupled Plasma Method ^[7,15] 4) Digestion, Inductively Coupled Plasma/Mass Spectrometric Method ^[7,16]
21	Lindane	1) Waste Extraction, Separatory Funnel Liquid-Liquid Extraction, Gas Chromatographic/Mass Spectrometric Method ^[1,9,25] 2) Soxhlet Extraction, Gas Chromatographic Method ^[10,22] 3) Automated Soxhlet Extraction, Gas Chromatographic Method ^[22,31]
22	Mercury	1) Waste Extraction, Digestion, Cold-Vapor Atomic Absorption Spectrometric Method ^[1,6,18]

วิมล

2) Waste Extraction...

(นางริกาญจน์ ฉัตรสกุลวิไล)

ผู้อำนวยการกลุ่มมาตรฐานวิธีการวิเคราะห์ทดสอบมลพิษ

ลำดับที่	สารมลพิษ	วิธีวิเคราะห์
23	Methoxychlor	2) Waste Extraction, Thermal Decomposition Amalgamation and Atomic Absorption Spectrometric Method ^[1,6,19] 3) Waste Extraction, Digestion, Cold-Vapor Atomic Fluorescence Spectrometric Method ^[1,6,20] 4) Digestion, Cold-Vapor Atomic Absorption Spectrometric Method ^[18] 5) Thermal Decomposition Amalgamation and Atomic Absorption Spectrometric Method ^[19] 6) Digestion, Cold-Vapor Atomic Fluorescence Spectrometric Method ^[20]
24	Mirex	1) Waste Extraction, Separatory Funnel Liquid-Liquid Extraction, Gas Chromatographic/Mass Spectrometric Method ^[1,9,25] 2) Soxhlet Extraction, Gas Chromatographic Method ^[10,22] 3) Automated Soxhlet Extraction, Gas Chromatographic Method ^[22,31]
25	Molybdenum	1) Waste Extraction, Separatory Funnel Liquid-Liquid Extraction, Gas Chromatographic/Mass Spectrometric Method ^[1,9,25] 2) Soxhlet Extraction, Gas Chromatographic Method ^[10,22] 3) Automated Soxhlet Extraction, Gas Chromatographic Method ^[22,31]
26	Nickel	1) Waste Extraction, Digestion, Inductively Coupled Plasma Method ^[1,6,15] 2) Waste Extraction, Digestion, Inductively Coupled Plasma/Mass Spectrometric Method ^[1,6,16] 3) Digestion, Inductively Coupled Plasma Method ^[7,15] 4) Digestion, Inductively Coupled Plasma/Mass Spectrometric Method ^[7,16]
		1) Waste Extraction, Digestion, Inductively Coupled Plasma Method ^[1,6,15] 2) Waste Extraction, Digestion, Inductively Coupled Plasma/Mass Spectrometric Method ^[1,6,16] 3) Digestion, Inductively Coupled Plasma Method ^[7,15] 4) Digestion, Inductively Coupled Plasma/Mass Spectrometric Method ^[7,16]

วิภากร

27 Polychlorinated...

(นางริกาญจน์ ฉัตรสกุลวิไล)

ผู้อำนวยการกลุ่มมาตรฐานวิธีการวิเคราะห์ทดสอบมลพิษ

ลำดับที่	สารมลพิษ	วิธีวิเคราะห์
27	<p>Polychlorinated biphenyls (PCBs)</p> <ul style="list-style-type: none"> - Aroclor 1016 - Aroclor 1221 - Aroclor 1232 - Aroclor 1242 - Aroclor 1248 - Aroclor 1254 - Aroclor 1260 - 2-Chlorobiphenyl - 2,3-Dichlorobiphenyl - 2,2',5-Trichlorobiphenyl - 2,4',5-Trichlorobiphenyl - 2,2',3,5'-Tetrachlorobiphenyl - 2,2',5,5'-Tetrachlorobiphenyl - 2,3',4,4'-Tetrachlorobiphenyl - 2,2',3,4,5'-Pentachlorobiphenyl - 2,2',4,5,5'-Pentachlorobiphenyl - 2,3,3',4',6-Pentachlorobiphenyl - 2,2',3,4,4',5'-Hexachlorobiphenyl - 2,2',3,4,5,5'-Hexachlorobiphenyl - 2,2',3,5,5',6-Hexachlorobiphenyl - 2,2',4,4',5,5'-Hexachlorobiphenyl - 2,2',3,3',4,4',5-Heptachlorobiphenyl - 2,2',3,4,4',5,5'-Heptachlorobiphenyl - 2,2',3,4,4',5',6-Heptachlorobiphenyl - 2,2',3,4',5,5',6-Heptachlorobiphenyl - 2,2',3,3',4,4',5,5',6-Nonachlorobiphenyl 	<p>1) Waste Extraction, Separatory Funnel Liquid-Liquid Extraction, Gas Chromatographic Method^[1,9,23]</p> <p>2) Soxhlet Extraction, Gas Chromatographic Method^[10,23]</p> <p>3) Automated Soxhlet Extraction, Gas Chromatographic Method^[22,31]</p>

วิมล

(นางริกาญจน์ ฉัตรสกุลวิไล)

ผู้อำนวยการกลุ่มมาตรฐานวิธีการวิเคราะห์ทดสอบมลพิษ

28 Pentachlorophenol...

ลำดับที่	สารมลพิษ	วิธีวิเคราะห์
28	Pentachlorophenol	1) Waste Extraction, Separatory Funnel Liquid-Liquid Extraction, Gas Chromatographic/Mass Spectrometric Method ^[1,9,25] 2) Soxhlet Extraction, Gas Chromatographic Method ^[10,22] 3) Automated Soxhlet Extraction, Gas Chromatographic Method ^[22,31]
29	pH	Electrometric Method ^[29,30]
30	Selenium	1) Waste Extraction, Digestion, Inductively Coupled Plasma Method ^[1,6,15] 2) Waste Extraction, Digestion, Inductively Coupled Plasma/Mass Spectrometric Method ^[1,6,16] 3) Digestion, Inductively Coupled Plasma Method ^[7,15] 4) Digestion, Inductively Coupled Plasma/Mass Spectrometric Method ^[7,16]
31	Silver	1) Waste Extraction, Digestion, Inductively Coupled Plasma Method ^[1,6,15] 2) Waste Extraction, Digestion, Inductively Coupled Plasma/Mass Spectrometric Method ^[1,6,16]
32	Thallium	1) Waste Extraction, Digestion, Inductively Coupled Plasma Method ^[1,6,15] 2) Waste Extraction, Digestion, Inductively Coupled Plasma/Mass Spectrometric Method ^[1,6,16] 3) Digestion, Inductively Coupled Plasma Method ^[7,15] 4) Digestion, Inductively Coupled Plasma/Mass Spectrometric Method ^[7,16]
33	Toxaphene	1) Waste Extraction, Separatory Funnel Liquid-Liquid Extraction, Gas Chromatographic/Mass Spectrometric Method ^[1,9,25] 2) Soxhlet Extraction, Gas Chromatographic Method ^[10,22] 3) Automated Soxhlet Extraction, Gas Chromatographic Method ^[22,31]
34	Vanadium	1) Waste Extraction, Digestion, Inductively Coupled Plasma Method ^[1,6,15] 2) Waste Extraction, Digestion, Inductively Coupled Plasma/Mass Spectrometric Method ^[1,6,16] 3) Digestion, Inductively Coupled Plasma Method ^[7,15]

วิมล

(นางริกาญจน์ ฉัตรสกุลวิไล)


ผู้อำนวยการกลุ่มมาตรฐานวิชาการวิเคราะห์ทดสอบมลพิษ

4) Digestion...

ลำดับที่	สารมลพิษ	วิธีวิเคราะห์
35	Zinc	4) Digestion, Inductively Coupled Plasma/ Mass Spectrometric Method ^[7,16] 1) Waste Extraction, Digestion, Inductively Coupled Plasma Method ^[1,6,15] 2) Waste Extraction, Digestion, Inductively Coupled Plasma/Mass Spectrometric Method ^[1,6,16] 3) Digestion, Inductively Coupled Plasma Method ^[7,15] 4) Digestion, Inductively Coupled Plasma/ Mass Spectrometric Method ^[7,16]

ดิน จำนวน 125 รายการ

ลำดับที่	สารมลพิษ	วิธีวิเคราะห์
1	Acenaphthene	Automated Soxhlet Extraction, Gas Chromatographic/ Mass Spectrometric Method ^[25,31]
2	Acetone	Purge and Trap, Gas Chromatographic/ Mass Spectrometric Method ^[14,24]
3	Aldrin	1) Soxhlet Extraction, Gas Chromatographic Method ^[10,22] 2) Automated Soxhlet Extraction, Gas Chromatographic/ Mass Spectrometric Method ^[25,31]
4	Anthracene	Automated Soxhlet Extraction, Gas Chromatographic/ Mass Spectrometric Method ^[25,31]
5	Antimony	1) Digestion, Inductively Coupled Plasma Method ^[7,15] 2) Digestion, Inductively Coupled Plasma/ Mass Spectrometric Method ^[7,16]
6	Arsenic	1) Digestion, Inductively Coupled Plasma Method ^[7,15] 2) Digestion, Inductively Coupled Plasma/ Mass Spectrometric Method ^[7,16]
7	Atrazine	1) Soxhlet Extraction, Gas Chromatographic Method ^[10,22] 2) Automated Soxhlet Extraction, Gas Chromatographic/ Mass Spectrometric Method ^[25,31]
8	Barium	1) Digestion, Inductively Coupled Plasma Method ^[7,15] 2) Digestion, Inductively Coupled Plasma/ Mass Spectrometric Method ^[7,16]



(นางริกาณจน์ ฉัตรสกุลวิไล)

ผู้อำนวยการกลุ่มมาตรฐานวิธีการวิเคราะห์ทดสอบมลพิษ

9 Benz(a)anthracene...

ลำดับที่	สารมลพิษ	วิธีวิเคราะห์
9	Benz(a)anthracene	Automated Soxhlet Extraction, Gas Chromatographic/ Mass Spectrometric Method ^[25,31]
10	Benzene	Purge and Trap, Gas Chromatographic/ Mass Spectrometric Method ^[14,24]
11	Benzo(b)fluoranthene	Automated Soxhlet Extraction, Gas Chromatographic/ Mass Spectrometric Method ^[25,31]
12	Benzo(k)fluoranthene	Automated Soxhlet Extraction, Gas Chromatographic/ Mass Spectrometric Method ^[25,31]
13	Benzoic acid	Automated Soxhlet Extraction, Gas Chromatographic/ Mass Spectrometric Method ^[25,31]
14	Benzo(a)pyrene	Automated Soxhlet Extraction, Gas Chromatographic/ Mass Spectrometric Method ^[25,31]
15	Benzo(g,h,i)perylene	Automated Soxhlet Extraction, Gas Chromatographic/ Mass Spectrometric Method ^[25,31]
16	Beryllium	1) Digestion, Inductively Coupled Plasma Method ^[7,15] 2) Digestion, Inductively Coupled Plasma/ Mass Spectrometric Method ^[7,16]
17	Bis(2-chloroethyl)ether	Automated Soxhlet Extraction, Gas Chromatographic/ Mass Spectrometric Method ^[25,31]
18	Bis(2-ethylhexyl)phthalate	Automated Soxhlet Extraction, Gas Chromatographic/ Mass Spectrometric Method ^[25,31]
19	Bromodichloromethane	Purge and Trap, Gas Chromatographic/ Mass Spectrometric Method ^[14,24]
20	Bromoform	Purge and Trap, Gas Chromatographic/ Mass Spectrometric Method ^[14,24]
21	Butanol	Equilibrium Headspace, Gas Chromatographic/ Mass Spectrometric Method ^[12,24]
22	Butyl Benzyl Phthalate	Automated Soxhlet Extraction, Gas Chromatographic/ Mass Spectrometric Method ^[25,31]
23	Cadmium	1) Digestion, Inductively Coupled Plasma Method ^[7,15] 2) Digestion, Inductively Coupled Plasma/ Mass Spectrometric Method ^[7,16]
24	Carbazole	Automated Soxhlet Extraction, Gas Chromatographic/ Mass Spectrometric Method ^[25,31]
25	Carbon Disulfide	Purge and Trap, Gas Chromatographic/ Mass Spectrometric Method ^[14,24]

วิกรม

26 Carbon tetrachloride...

(นางริกาญจน์ ฉัตรสกุลวิไล)

ผู้อำนวยการกลุ่มมาตรฐานวิธีการวิเคราะห์ทดสอบมลพิษ

ลำดับที่	สารมลพิษ	วิธีวิเคราะห์
26	Carbon tetrachloride	Purge and Trap, Gas Chromatographic/ Mass Spectrometric Method ^[14,24]
27	Chlordane	1) Soxhlet Extraction, Gas Chromatographic Method ^[10,22] 2) Automated Soxhlet Extraction, Gas Chromatographic/ Mass Spectrometric Method ^[25,31]
28	p-Chloroaniline	Automated Soxhlet Extraction, Gas Chromatographic/ Mass Spectrometric Method ^[25,31]
29	Chlorobenzene	Purge and Trap, Gas Chromatographic/ Mass Spectrometric Method ^[14,24]
30	Chlorodibromomethane	Purge and Trap, Gas Chromatographic/ Mass Spectrometric Method ^[14,24]
31	Chloroform	Purge and Trap, Gas Chromatographic/ Mass Spectrometric Method ^[14,24]
32	2-Chlorophenol	Automated Soxhlet Extraction, Gas Chromatographic/ Mass Spectrometric Method ^[25,31]
33	Chromium	1) Digestion, Inductively Coupled Plasma Method ^[7,15] 2) Digestion, Inductively Coupled Plasma/ Mass Spectrometric Method ^[7,16]
34	Chromium (III)	1) Digestion, Inductively Coupled Plasma Method; Alkaline Digestion, Colorimetric Method; Calculation Method ^[7,8,15,17] 2) Digestion, Inductively Coupled Plasma/ Mass Spectrometric Method; Alkaline Digestion, Colorimetric Method; Calculation Method ^[7,8,16,17]
35	Chromium (VI)	Alkaline Digestion, Colorimetric Method ^[8,17]
36	Chrysene	Automated Soxhlet Extraction, Gas Chromatographic/ Mass Spectrometric Method ^[25,31]
37	Cyanide	Extraction, Distillation, Colorimetric Method ^[26,27,28]
38	2,4-D	1) Soxhlet Extraction, Gas Chromatographic Method ^[10,22] 2) Automated Soxhlet Extraction, Gas Chromatographic/ Mass Spectrometric Method ^[25,31]
39	DDD	1) Soxhlet Extraction, Gas Chromatographic Method ^[10,22] 2) Automated Soxhlet Extraction, Gas Chromatographic/ Mass Spectrometric Method ^[25,31]

วิฑูรย์

(นางวิภาณูจน์ ฉัตรสกุลวิไล)

ผู้อำนวยการกลุ่มมาตรฐานวิธีการวิเคราะห์ทดสอบมลพิษ

40 DDE...

ลำดับที่	สารมลพิษ	วิธีวิเคราะห์
40	DDE	1) Soxhlet Extraction, Gas Chromatographic Method ^[10,22] 2) Automated Soxhlet Extraction, Gas Chromatographic/Mass Spectrometric Method ^[25,31]
41	DDT	1) Soxhlet Extraction, Gas Chromatographic Method ^[10,22] 2) Automated Soxhlet Extraction, Gas Chromatographic/Mass Spectrometric Method ^[25,31]
42	Dibenz(a,h)anthracene	Automated Soxhlet Extraction, Gas Chromatographic/Mass Spectrometric Method ^[25,31]
43	Di-n-Butyl Phthalate	Automated Soxhlet Extraction, Gas Chromatographic/Mass Spectrometric Method ^[25,31]
44	1,2-Dichlorobenzene	Purge and Trap, Gas Chromatographic/Mass Spectrometric Method ^[14,24]
45	1,3-Dichlorobenzene	Purge and Trap, Gas Chromatographic/Mass Spectrometric Method ^[14,24]
46	1,4-Dichlorobenzene	Purge and Trap, Gas Chromatographic/Mass Spectrometric Method ^[14,24]
47	3,3-Dichlorobenzidine	Automated Soxhlet Extraction, Gas Chromatographic/Mass Spectrometric Method ^[25,31]
48	1,1-Dichloroethane	Purge and Trap, Gas Chromatographic/Mass Spectrometric Method ^[14,24]
49	1,2-Dichloroethane	Purge and Trap, Gas Chromatographic/Mass Spectrometric Method ^[14,24]
50	1,1-Dichloroethylene	Purge and Trap, Gas Chromatographic/Mass Spectrometric Method ^[14,24]
51	cis-1,2-Dichloroethylene	Purge and Trap, Gas Chromatographic/Mass Spectrometric Method ^[14,24]
52	trans-1,2-Dichloroethylene	Purge and Trap, Gas Chromatographic/Mass Spectrometric Method ^[14,24]
53	2,4-Dichlorophenol	Automated Soxhlet Extraction, Gas Chromatographic/Mass Spectrometric Method ^[25,31]
54	1,2-Dichloropropane	Purge and Trap, Gas Chromatographic/Mass Spectrometric Method ^[14,24]
55	1,3-Dichloropropane	Purge and Trap, Gas Chromatographic/Mass Spectrometric Method ^[14,24]
56	1,3-Dichloropropene	Purge and Trap, Gas Chromatographic/Mass Spectrometric Method ^[14,24]

วิภาณี

(นางริกาญจน์ ฉัตรสกุลวิไล)

ผู้อำนวยการกลุ่มมาตรฐานวิธีการวิเคราะห์ทดสอบมลพิษ

57 Dieldrin...

ลำดับที่	สารมลพิษ	วิธีวิเคราะห์
57	Dieldrin	1) Soxhlet Extraction, Gas Chromatographic Method ^[10,22] 2) Automated Soxhlet Extraction, Gas Chromatographic/Mass Spectrometric Method ^[25,31]
58	Diethyl Phthalate	Automated Soxhlet Extraction, Gas Chromatographic/Mass Spectrometric Method ^[25,31]
59	2,4-Dimethylphenol	Automated Soxhlet Extraction, Gas Chromatographic/Mass Spectrometric Method ^[25,31]
60	2,4-Dinitrophenol	Automated Soxhlet Extraction, Gas Chromatographic/Mass Spectrometric Method ^[25,31]
61	2,4-Dinitrotoluene	Automated Soxhlet Extraction, Gas Chromatographic/Mass Spectrometric Method ^[25,31]
62	2,6-Dinitrotoluene	Automated Soxhlet Extraction, Gas Chromatographic/Mass Spectrometric Method ^[25,31]
63	Di-n-Octyl Phthalate	Automated Soxhlet Extraction, Gas Chromatographic/Mass Spectrometric Method ^[25,31]
64	Endosulfan	1) Soxhlet Extraction, Gas Chromatographic Method ^[10,22] 2) Automated Soxhlet Extraction, Gas Chromatographic/Mass Spectrometric Method ^[25,31]
65	Endrin	1) Soxhlet Extraction, Gas Chromatographic Method ^[10,22] 2) Automated Soxhlet Extraction, Gas Chromatographic/Mass Spectrometric Method ^[25,31]
66	Ethylbenzene	Purge and Trap, Gas Chromatographic/Mass Spectrometric Method ^[14,24]
67	Fluoranthene	Automated Soxhlet Extraction, Gas Chromatographic/Mass Spectrometric Method ^[25,31]
68	Fluorene	Automated Soxhlet Extraction, Gas Chromatographic/Mass Spectrometric Method ^[25,31]
69	Heptachlor	1) Soxhlet Extraction, Gas Chromatographic Method ^[10,22] 2) Automated Soxhlet Extraction, Gas Chromatographic/Mass Spectrometric Method ^[25,31]
70	Heptachlor Epoxide	1) Soxhlet Extraction, Gas Chromatographic Method ^[10,22] 2) Automated Soxhlet Extraction, Gas Chromatographic/Mass Spectrometric Method ^[25,31]

ลำดับที่	สารมลพิษ	วิธีวิเคราะห์
71	Hexachlorobenzene	1) Soxhlet Extraction, Gas Chromatographic Method ^[10,22] 2) Automated Soxhlet Extraction, Gas Chromatographic/Mass Spectrometric Method ^[25,31]
72	Hexachloro-1,3-butadiene	Purge and Trap, Gas Chromatographic/Mass Spectrometric Method ^[14,24]
73	n-Hexane	Purge and Trap, Gas Chromatographic/Mass Spectrometric Method ^[14,24]
74	α -HCH	1) Soxhlet Extraction, Gas Chromatographic Method ^[10,22] 2) Automated Soxhlet Extraction, Gas Chromatographic/Mass Spectrometric Method ^[25,31]
75	β -HCH	1) Soxhlet Extraction, Gas Chromatographic Method ^[10,22] 2) Automated Soxhlet Extraction, Gas Chromatographic/Mass Spectrometric Method ^[25,31]
76	γ -HCH	1) Soxhlet Extraction, Gas Chromatographic Method ^[10,22] 2) Automated Soxhlet Extraction, Gas Chromatographic/Mass Spectrometric Method ^[25,31]
77	Hexachlorocyclopentadiene	Automated Soxhlet Extraction, Gas Chromatographic/Mass Spectrometric Method ^[25,31]
78	Hexachloroethane	Automated Soxhlet Extraction, Gas Chromatographic/Mass Spectrometric Method ^[25,31]
79	Indeno(1,2,3-cd)pyrene	Automated Soxhlet Extraction, Gas Chromatographic/Mass Spectrometric Method ^[25,31]
80	Isophorone	Automated Soxhlet Extraction, Gas Chromatographic/Mass Spectrometric Method ^[25,31]
81	Lead	1) Digestion, Inductively Coupled Plasma Method ^[7,15] 2) Digestion, Inductively Coupled Plasma/Mass Spectrometric Method ^[7,16]
82	Manganese	1) Digestion, Inductively Coupled Plasma Method ^[7,15] 2) Digestion, Inductively Coupled Plasma/Mass Spectrometric Method ^[7,16]
83	Mercury	1) Digestion, Cold-Vapor Atomic Absorption Spectrometric Method ^[18]

วิฑูรย์

(นางริกาญจน์ ฉัตรสกุลวิไล)

ผู้อำนวยการกลุ่มมาตรฐานวิธีการวิเคราะห์ทดสอบมลพิษ

และหน่วยงานบังคับปฏิบัติการ

2) Thermal...

ลำดับที่	สารมลพิษ	วิธีวิเคราะห์
84	Methanol	2) Thermal Decomposition, Amalgamation, and Atomic Absorption Spectrophotometry ^[19] 3) Digestion, Cold-Vapor Atomic Fluorescence Spectrometric Method ^[20] Equilibrium Headspace, Gas Chromatographic/Mass Spectrometric Method ^[12,24]
85	Methoxychlor	1) Soxhlet Extraction, Gas Chromatographic Method ^[10,22] 2) Automated Soxhlet Extraction, Gas Chromatographic/Mass Spectrometric Method ^[25,31]
86	Methyl Bromide	Purge and Trap, Gas Chromatographic/Mass Spectrometric Method ^[14,24]
87	Methylene Chloride	Purge and Trap, Gas Chromatographic/Mass Spectrometric Method ^[14,24]
88	2-methylphenol	Automated Soxhlet Extraction, Gas Chromatographic/Mass Spectrometric Method ^[25,31]
89	2-Methylnaphthalene	Automated Soxhlet Extraction, Gas Chromatographic/Mass Spectrometric Method ^[25,31]
90	Methyl tert-Butyl Ether	Purge and Trap, Gas Chromatographic/Mass Spectrometric Method ^[14,24]
91	Naphthalene	Automated Soxhlet Extraction, Gas Chromatographic/Mass Spectrometric Method ^[25,31]
92	Nickel	1) Digestion, Inductively Coupled Plasma Method ^[7,15] 2) Digestion, Inductively Coupled Plasma/Mass Spectrometric Method ^[7,16]
93	Nitrobenzene	Automated Soxhlet Extraction, Gas Chromatographic/Mass Spectrometric Method ^[25,31]
94	N-Nitrosodiphenylamine	Automated Soxhlet Extraction, Gas Chromatographic/Mass Spectrometric Method ^[25,31]
95	N-Nitrosodi-n-propylamine	Automated Soxhlet Extraction, Gas Chromatographic/Mass Spectrometric Method ^[25,31]
96	Polychlorinated biphenyls (PCBs) - Aroclor 1016 - Aroclor 1221 - Aroclor 1232	1) Soxhlet Extraction, Gas Chromatographic Method ^[10,23] 2) Automated Soxhlet Extraction, Gas Chromatographic Method ^[23,32]

วิฑูรย์

(นางริกาญจน์ ฉัตรสกุลวิไล)

- Aroclor 1242...

ลำดับที่	สารมลพิษ	วิธีวิเคราะห์
	<ul style="list-style-type: none"> - Aroclor 1242 - Aroclor 1248 - Aroclor 1254 - Aroclor 1260 - 2-Chlorobiphenyl - 2,2',3,5'-Tetrachlorobiphenyl - 2,2',5,5'-Tetrachlorobiphenyl - 2,3',4,4'-Tetrachlorobiphenyl - 2,2',3,4,5'-Pentachlorobiphenyl - 2,2',4,5,5'-Pentachlorobiphenyl - 2,3,3',4',6-Pentachlorobiphenyl - 2,2',3,4,4',5'-Hexachlorobiphenyl - 2,2',3,4,5,5'-Hexachlorobiphenyl - 2,2',3,5,5',6-Hexachlorobiphenyl - 2,2',4,4',5,5'-Hexachlorobiphenyl - 2,2',3,3',4,4',5-Heptachlorobiphenyl - 2,2',3,4,4',5,5'-Heptachlorobiphenyl - 2,2',3,4,4',5',6-Heptachlorobiphenyl - 2,2',3,4',5,5',6-Heptachlorobiphenyl - 2,2',3,3',4,4',5,5',6-Nonachlorobiphenyl 	
97	Pentachlorophenol	Automated Soxhlet Extraction, Gas Chromatographic/Mass Spectrometric Method ^[25,31]
98	Phenanthrene	Automated Soxhlet Extraction, Gas Chromatographic/Mass Spectrometric Method ^[25,31]
99	Phenol	Automated Soxhlet Extraction, Gas Chromatographic/Mass Spectrometric Method ^[25,31]
100	Pyrene	Automated Soxhlet Extraction, Gas Chromatographic/Mass Spectrometric Method ^[25,31]

วิกรม

(นางริกาญจน์ ฉัตรสกุลวิไล)

ผู้อำนวยการกลุ่มมาตรฐานวิธีการวิเคราะห์ทดสอบมลพิษ
และทะเบียนห้องปฏิบัติการ

101 Selenium...

ลำดับที่	สารมลพิษ	วิธีวิเคราะห์
101	Selenium	1) Digestion, Inductively Coupled Plasma Method ^[7,15] 2) Digestion, Inductively Coupled Plasma/ Mass Spectrometric Method ^[7,16]
102	Silver	1) Digestion, Inductively Coupled Plasma Method ^[7,15] 2) Digestion, Inductively Coupled Plasma/ Mass Spectrometric Method ^[7,16]
103	Styrene	Purge and Trap, Gas Chromatographic/ Mass Spectrometric Method ^[14,24]
104	1,1,2,2-Tetrachloroethane	Purge and Trap, Gas Chromatographic/ Mass Spectrometric Method ^[14,24]
105	Tetrachloroethylene	Purge and Trap, Gas Chromatographic/ Mass Spectrometric Method ^[14,24]
106	Toluene	Purge and Trap, Gas Chromatographic/ Mass Spectrometric Method ^[14,24]
107	Toxaphene	1) Soxhlet Extraction, Gas Chromatographic Method ^[10,22] 2) Automated Soxhlet Extraction, Gas Chromatographic/ Mass Spectrometric Method ^[25,31]
108	TPH (C ₅ -C ₈)	Purge and Trap, Gas Chromatographic/ Mass Spectrometric Method ^[14,24]
109	TPH (C ₈ - C ₁₆)	1) Solvent Extraction, Gas Chromatographic Method ^[11,21] 2) Automated Soxhlet Extraction, Gas Chromatographic Method ^[21,31]
110	TPH (C ₁₆ - C ₃₅)	1) Solvent Extraction, Gas Chromatographic Method ^[11,21] 2) Automated Soxhlet Extraction, Gas Chromatographic Method ^[21,31]
111	1,2,4-Trichlorobenzene	Purge and Trap, Gas Chromatographic/ Mass Spectrometric Method ^[14,24]
112	1,1,1-Trichloroethane	Purge and Trap, Gas Chromatographic/ Mass Spectrometric Method ^[14,24]
113	1,1,2-Trichloroethane	Purge and Trap, Gas Chromatographic/ Mass Spectrometric Method ^[14,24]
114	Trichloroethylene	Purge and Trap, Gas Chromatographic/ Mass Spectrometric Method ^[14,24]
115	2,4,5-Trichlorophenol	Automated Soxhlet Extraction, Gas Chromatographic/ Mass Spectrometric Method ^[25,31]

วิมล

116 2,4,6-Trichlorophenol...


(นางริกาญจน์ ฉัตรสกุลวิไล)

ผู้อำนวยการกลุ่มมาตรฐานวิธีการวิเคราะห์ทดสอบมลพิษ

ลำดับที่	สารมลพิษ	วิธีวิเคราะห์
116	2,4,6-Trichlorophenol	Automated Soxhlet Extraction, Gas Chromatographic/ Mass Spectrometric Method ^[25,31]
117	1,3,5-Trimethylbenzene	Purge and Trap, Gas Chromatographic/ Mass Spectrometric Method ^[14,24]
118	Vanadium	1) Digestion, Inductively Coupled Plasma Method ^[7,15] 2) Digestion, Inductively Coupled Plasma/ Mass Spectrometric Method ^[7,16]
119	Vinyl Acetate	Purge and Trap, Gas Chromatographic/ Mass Spectrometric Method ^[14,24]
120	Vinyl Chloride	Purge and Trap, Gas Chromatographic/ Mass Spectrometric Method ^[14,24]
121	m-Xylene	Purge and Trap, Gas Chromatographic/ Mass Spectrometric Method ^[14,24]
122	o-Xylene	Purge and Trap, Gas Chromatographic/ Mass Spectrometric Method ^[14,24]
123	p-Xylene	Purge and Trap, Gas Chromatographic/ Mass Spectrometric Method ^[14,24]
124	Xylene (Total)	Purge and Trap, Gas Chromatographic/ Mass Spectrometric Method ^[14,24]
125	Zinc	1) Digestion, Inductively Coupled Plasma Method ^[7,15] 2) Digestion, Inductively Coupled Plasma/ Mass Spectrometric Method ^[7,16]

เอกสารอ้างอิง

- กระทรวงอุตสาหกรรม. ประกาศกระทรวงอุตสาหกรรม, พ.ศ. 2548. เรื่อง การกำจัดสิ่งปฏิกูลหรือวัสดุที่ไม่ใช้แล้ว.ราชกิจจานุเบกษา. 25 มกราคม 2549. เล่มที่ 123 ตอนพิเศษ 11ง.
- กระทรวงอุตสาหกรรม. ประกาศกระทรวงอุตสาหกรรม, พ.ศ. 2549. เรื่อง กำหนดค่าปริมาณเขม่าควันที่เจือปนในอากาศที่ระบายออกจากปล่องของหม้อน้ำโรงสีข้าวที่ใช้กลบเป็นเชื้อเพลิง.ราชกิจจานุเบกษา. 4 ธันวาคม 2549. เล่มที่ 123 ตอนพิเศษ 125ง.
- สมาคมวิศวกรรมสิ่งแวดล้อมแห่งประเทศไทย. คู่มือวิเคราะห์น้ำเสีย. พิมพ์ครั้งที่ 4. กรุงเทพฯ: เรือนแก้วการพิมพ์, 2547.
- APHA, AWWA, WEF. Standard Methods for the Examination of Water and Wastewater. 23rd ed. Washington, DC: APHA, 2017.
- United States Environmental Protection Agency. Standards of Performance for New Stationary Sources. 40 CFR 60. Appendix A, 2019.
- United States Environmental Protection Agency. Test Methods for Evaluation Solid Waste Physical/Chemical Methods. SW-846, 1997.


 (นางริกาญจน์ จิตรสกุลวิไล)
 ผู้อำนวยการกลุ่มมาตรฐานวิธีการวิเคราะห์ทดสอบมลพิษ

7. United States...

20. United States Environmental Protection Agency. Test Methods for Evaluation Solid Waste Physical/Chemical Methods. Mercury in Sediment and Tissue Sample by Atomic Fluorescence Spectrometry. SW-846 Method 7474, 2007.

21. United States Environmental Protection Agency. Test Methods for Evaluation Solid Waste Physical/Chemical Methods. Nonhalogenated Organics Using GC/FID. SW-846 Method 8015B, 1996.

22. United States Environmental Protection Agency. Test Methods for Evaluation Solid Waste Physical/Chemical Methods. Organochlorine Pesticides by Gas Chromatography. SW-846 Method 8081B, 2007.

23. United States Environmental Protection Agency. Test Methods for Evaluation Solid Waste Physical/Chemical Methods. Polychlorinated Biphenyls (PCBs) by Gas Chromatography. SW-846 Method 8082, 1996.

24. United States Environmental Protection Agency. Test Methods for Evaluation Solid Waste Physical/Chemical Methods. Volatile Organic Compounds by Gas Chromatography/Mass Spectrometry (GC/MS). SW-846 Method 8260D, 2018.

25. United States Environmental Protection Agency. Test Methods for Evaluation Solid Waste Physical/Chemical Methods. Semivolatile Organic Compounds by Gas Chromatography/Mass Spectrometry (GC/MS). SW-846 Method 8270E, 2018.

26. United States Environmental Protection Agency. Test Methods for Evaluation Solid Waste Physical/Chemical Methods. Total and Amenable Cyanide: Distillation SW-846 Method 9010B, 1996.

27. United States Environmental Protection Agency. Test Methods for Evaluation Solid Waste Physical/Chemical Methods. Cyanide Extraction Procedure for Solids and Oil. SW-846 Method 9013A, 1996.

28. United States Environmental Protection Agency. Test Methods for Evaluation Solid Waste Physical/Chemical Methods. Cyanide in Waters and Extracts Using Titrimetric and Manual Spectrophotometric Procedures. SW-846 Method 9014, 2014.

29. United States Environmental Protection Agency. Test Methods for Evaluation Solid Waste Physical/Chemical Methods. pH Electrometric Measurement. SW-846 Method 9040C, 2004.

30. United States Environmental Protection Agency. Test Methods for Evaluation Solid Waste Physical/Chemical Methods. Soil and Waste pH. SW-846 Method 9045D, 2004.

31. United States Environmental Protection Agency. Test Methods for Evaluation Solid Waste Physical/Chemical Methods. Automated Soxhlet Extraction. SW-846 Method 3541, 1994.



(นางริกาญจน์ ฉัตรสกุลวิไล)

ผู้อำนวยการกลุ่มมาตรฐานวิธีการวิเคราะห์ทดสอบมลพิษ
และทะเบียนห้องปฏิบัติการ



ที่ อก ๐๓๑๐(๓)/ ๖๔๗๐

กรมโรงงานอุตสาหกรรม
ถนนพระรามที่ ๖ แขวงทุ่งพญาไท
เขตราชเทวี กรุงเทพฯ ๑๐๔๐๐

๒๘ มิถุนายน ๒๕๖๕

เรื่อง ขันทะเบียนห้องปฏิบัติการวิเคราะห์เอกชน

เรียน กรรมการผู้จัดการ บริษัท เอแอลเอส แลบอราทอรี กรุ๊ป (ประเทศไทย) จำกัด

อ้างถึง คำขอขึ้นทะเบียน/ต่ออายุ/เปลี่ยนแปลงบุคลากร และชนิดสารมลพิษของห้องปฏิบัติการวิเคราะห์เอกชน
ลงวันที่ ๒๙ เมษายน ๒๕๖๔

สิ่งที่ส่งมาด้วย เอกสารแนบท้ายหนังสือรับขึ้นทะเบียนห้องปฏิบัติการวิเคราะห์เอกชน

บริษัท เอแอลเอส แลบอราทอรี กรุ๊ป (ประเทศไทย) จำกัด จำนวน ๒ แผ่น

ตามหนังสือที่อ้างถึง บริษัท เอแอลเอส แลบอราทอรี กรุ๊ป (ประเทศไทย) จำกัด ขอขึ้นทะเบียน
ห้องปฏิบัติการวิเคราะห์เอกชน พร้อมรายชื่อผู้ควบคุมดูแลห้องปฏิบัติการวิเคราะห์ เจ้าหน้าที่ประจำ
ห้องปฏิบัติการวิเคราะห์ และรายการสารมลพิษที่จะทำการวิเคราะห์ ต่อกรมโรงงานอุตสาหกรรม นั้น

กรมโรงงานอุตสาหกรรมพิจารณาแล้ว ให้บริษัท เอแอลเอส แลบอราทอรี กรุ๊ป
(ประเทศไทย) จำกัด ขึ้นทะเบียนห้องปฏิบัติการวิเคราะห์เอกชน มีเลขทะเบียน ว-๓๒๓ สถานที่ตั้งเลขที่
๖๑๖/๑๐ หมู่ที่ ๕ ตำบลแม่น้ำคู้ อำเภอลวกแดง จังหวัดระยอง โดยมีองค์ประกอบดังนี้

ก. ผู้ควบคุมดูแลห้องปฏิบัติการวิเคราะห์

- | | | |
|--------------------------|---------------|--------------|
| ๑) นายเดช ช้างชน | ทะเบียนเลขที่ | ว-๓๒๓-ค-๙๔๔๒ |
| ๒) นางวิลาวัลย์ บริรักษ์ | ทะเบียนเลขที่ | ว-๓๒๓-ค-๙๔๔๓ |
| ๓) นายสุพจน์ สลามเต๊ะ | ทะเบียนเลขที่ | ว-๓๒๓-ค-๙๔๔๔ |

ข. เจ้าหน้าที่ประจำห้องปฏิบัติการวิเคราะห์

- | | | |
|---------------------------------|---------------|--------------|
| ๑) นางสาวนฤมล บรรจงกิจ | ทะเบียนเลขที่ | ว-๓๒๓-จ-๙๔๔๕ |
| ๒) นางพจนา สีดา | ทะเบียนเลขที่ | ว-๓๒๓-จ-๙๔๔๖ |
| ๓) นางสาวธนิดา กุลสุริวงศ์ | ทะเบียนเลขที่ | ว-๓๒๓-จ-๙๔๔๗ |
| ๔) นายพิทยา ทองแดง | ทะเบียนเลขที่ | ว-๓๒๓-จ-๙๔๔๘ |
| ๕) นางชลธิชา สุนงข | ทะเบียนเลขที่ | ว-๓๒๓-จ-๙๔๔๙ |
| ๖) ว่าที่ ร.ต.รณชัย ม่วงมา | ทะเบียนเลขที่ | ว-๓๒๓-จ-๙๔๕๐ |
| ๗) นายวรารุณ ทัพพา | ทะเบียนเลขที่ | ว-๓๒๓-จ-๙๔๕๑ |
| ๘) นายศักดิ์รินทร์ จรัสกาย | ทะเบียนเลขที่ | ว-๓๒๓-จ-๙๔๕๒ |
| ๙) นายสุรศักดิ์ สาชิน | ทะเบียนเลขที่ | ว-๓๒๓-จ-๙๔๕๓ |
| ๑๐) นางสาวเพชรคุณ ภาภูตานนท์ | ทะเบียนเลขที่ | ว-๓๒๓-จ-๙๔๕๔ |
| ๑๑) นายสถาพร ถาแก้ว | ทะเบียนเลขที่ | ว-๓๒๓-จ-๙๔๕๕ |
| ๑๒) นายสุทธิดำรงค์ โชคปิตินันท์ | ทะเบียนเลขที่ | ว-๓๒๓-จ-๙๔๕๖ |

๑๓) นายวัลลภ หันไชยเนาว์	ทะเบียนเลขที่	ว-๓๒๓-จ-๙๔๕๗
๑๔) นางสาววนาลี เจริญตระกูล	ทะเบียนเลขที่	ว-๓๒๓-จ-๙๔๕๘
๑๕) นางสาวนิดา ผดุงจิตต์	ทะเบียนเลขที่	ว-๓๒๓-จ-๙๔๕๙
๑๖) นายธนะสิทธิ์ วงศ์ไชย	ทะเบียนเลขที่	ว-๓๒๓-จ-๙๔๖๐
๑๗) นายชัยนุสรณ์ เลิศนันทกุลชัย	ทะเบียนเลขที่	ว-๓๒๓-จ-๙๔๖๑
๑๘) นายสัจจา เพ็ชรแสง	ทะเบียนเลขที่	ว-๓๒๓-จ-๙๔๖๒
๑๙) นายกันตภณ มณีสัมพันธ์	ทะเบียนเลขที่	ว-๓๒๓-จ-๙๔๖๓
๒๐) นางสาวจันทนีย์ โกเมนชนะ	ทะเบียนเลขที่	ว-๓๒๓-จ-๙๔๖๔
๒๑) นายธารินทร์ อ็อกจินดา	ทะเบียนเลขที่	ว-๓๒๓-จ-๙๔๖๕
๒๒) นายศุภณัฐ พิสัยพันธ์	ทะเบียนเลขที่	ว-๓๒๓-จ-๙๔๖๖
๒๓) นายศุภชัย วงศ์สุริย์ฉาย	ทะเบียนเลขที่	ว-๓๒๓-จ-๙๔๖๗
๒๔) นายปฐมพงศ์ กรสวัสดิ์	ทะเบียนเลขที่	ว-๓๒๓-จ-๙๔๖๘
๒๕) นายไสว ตันโพธิ์	ทะเบียนเลขที่	ว-๓๒๓-จ-๙๔๖๙
๒๖) นางสาวกิตติยา สัญญาอริยาภรณ์	ทะเบียนเลขที่	ว-๓๒๓-จ-๙๔๗๐
๒๗) นางสาวเจษฎาพร ศรีบุญเรือง	ทะเบียนเลขที่	ว-๓๒๓-จ-๙๔๗๑
๒๘) นางสาวมธุรินทร์ สิงห์เงา	ทะเบียนเลขที่	ว-๓๒๓-จ-๙๔๗๒
๒๙) นางสาวธิดารัตน์ ศิริมั่งคะโร	ทะเบียนเลขที่	ว-๓๒๓-จ-๙๔๗๓
๓๐) นายพิพัฒน์ นิภัทร์เศรษฐ์	ทะเบียนเลขที่	ว-๓๒๓-จ-๙๔๗๔
๓๑) นายศิริวิทย์ เรืองสม	ทะเบียนเลขที่	ว-๓๒๓-จ-๙๔๗๕
๓๒) นายปารามศ สัตยาคุณ	ทะเบียนเลขที่	ว-๓๒๓-จ-๙๔๗๖
๓๓) นายนฤนาท ธรรมสโร	ทะเบียนเลขที่	ว-๓๒๓-จ-๙๔๗๗
๓๔) นางสาวศุภรัตน์ โสจันทร์	ทะเบียนเลขที่	ว-๓๒๓-จ-๙๔๗๘
๓๕) นายพชรกร อินทรเสนา	ทะเบียนเลขที่	ว-๓๒๓-จ-๙๔๗๙
๓๖) นายทิวากร เชื้อมาก	ทะเบียนเลขที่	ว-๓๒๓-จ-๙๔๘๐
๓๗) นายอนุรักษ์ ทองขจรศักดิ์	ทะเบียนเลขที่	ว-๓๒๓-จ-๙๔๘๑
๓๘) นายอภิชาติ วิชาศ	ทะเบียนเลขที่	ว-๓๒๓-จ-๙๔๘๒
๓๙) นายจรัสระวี ศรีรักษา	ทะเบียนเลขที่	ว-๓๒๓-จ-๙๔๘๓
๔๐) นายประสานมิตร เชื้อนเพชร	ทะเบียนเลขที่	ว-๓๒๓-จ-๙๔๘๔
๔๑) นายภาณุวัฒน์ วังบง	ทะเบียนเลขที่	ว-๓๒๓-จ-๙๔๘๕
๔๒) นายสันติ ชัยชนะ	ทะเบียนเลขที่	ว-๓๒๓-จ-๙๔๘๖
๔๓) นายสิทธิชัย แก้วเกตุ	ทะเบียนเลขที่	ว-๓๒๓-จ-๙๔๘๗
๔๔) นายทินกร กุลชาติ	ทะเบียนเลขที่	ว-๓๒๓-จ-๙๔๘๘

ค. ขอบข่ายสารมลพิษที่ได้รับขึ้นทะเบียนให้วิเคราะห์ในน้ำเสีย จำนวน ๑๔ รายการ
 อากาศเสีย (ปล่องระบาย) จำนวน ๗ รายการ และน้ำใต้ดิน จำนวน ๓ รายการ รวมทั้งสิ้นจำนวน ๒๔ รายการ
 ตามสิ่งที่ส่งมาด้วย

หนังสือฉบับนี้มีอายุ ๓ ปี นับจากวันที่กรมโรงงานอุตสาหกรรมออกหนังสือ หากประสงค์จะต่ออายุหนังสือรับขึ้นทะเบียนห้องปฏิบัติการวิเคราะห์เอกชน ให้ยื่นคำขอต่ออายุพร้อมเอกสารประกอบคำขอต่อกรมโรงงานอุตสาหกรรมภายใน ๓๐ วัน ก่อนวันสิ้นอายุของหนังสือรับขึ้นทะเบียนห้องปฏิบัติการวิเคราะห์เอกชน ซึ่งคำขอต่ออายุดังกล่าวขอรับได้ที่กรมโรงงานอุตสาหกรรม

จึงเรียนมาเพื่อทราบ

ขอแสดงความนับถือ



(นางจินดา เตชะศรีนทร์)

ผู้อำนวยการกองวิจัยและเตือนภัยมลพิษโรงงาน
ปฏิบัติราชการแทนอธิบดีกรมโรงงานอุตสาหกรรม

๒๘ มิ.ย. ๒๕๖๔

กองวิจัยและเตือนภัยมลพิษโรงงาน

ศูนย์วิจัยและเตือนภัยมลพิษโรงงานภาคตะวันออก

โทร. ๐ ๓๘๐๕ ๗๒๖๑-๓

ไปรษณีย์อิเล็กทรอนิกส์ eirw@diw.mail.go.th

เอกสารแนบท้ายหนังสือรับขึ้นทะเบียนห้องปฏิบัติการวิเคราะห์เอกชน

บริษัท เอแอลเอส แลบบอราทอรี กรุ๊ป (ประเทศไทย) จำกัด เลขทะเบียน ว-๓๒๓

ที่ ออก ๐๓๑๐(๓)/

๖๔๗๐

ลงวันที่

๒๘

มิถุนายน

๒๕๖๔

ขอขยาสารมลพิษที่ได้รับขึ้นทะเบียนจากกรมโรงงานอุตสาหกรรม จำนวน ๒๔ รายการ
น้ำเสีย จำนวน 14 รายการ

ลำดับที่	สารมลพิษ	วิธีวิเคราะห์
1	Biochemical Oxygen Demand	1) 5-Day BOD Test, Membrane Electrode Method ^[2] 2) 5-Day BOD Test, Azide Modification Method ^[2]
2	Chemical Oxygen Demand	1) Open Reflux, Titrimetric Method ^[2] 2) Closed Reflux, Colorimetric Method ^[2] 3) Closed Reflux, Titrimetric Method ^[2]
3	Color	ADMI Weighted – Ordinate Spectrophotometric Method ^[2]
4	Cyanide	Distillation, Colorimetric Method ^[2]
5	Formaldehyde	Distillation, Colorimetric Method ^[1]
6	Free Chlorine	DPD-Ferrous Titrimetric Method ^[2]
7	Oil and Grease	Liquid-Liquid Partition-Gravimetric Method ^[2]
8	pH	Electrometric Method ^[2]
9	Phenols	1) Distillation, Chloroform Extraction Method ^[2] 2) Distillation, Direct Photometric Method ^[2]
10	Sulfide	ZnS Precipitation, Iodometric Method ^[2]
11	Temperature	Laboratory and Field Method ^[2]
12	Total Dissolved Solids	Dried at 180 °C ^[2]
13	Total Kjeldahl Nitrogen	Semi-Micro Kjeldahl Method ^[2]
14	Total Suspended Solids	Dried at 103-105 °C ^[2]

อากาศเสีย (ปล่อยระบาย) จำนวน 7 รายการ

ลำดับที่	สารมลพิษ	วิธีวิเคราะห์
1	Carbon Monoxide	1) Sampling Bag, Non-Dispersive Infrared Method ^[5] 2) Instrumental Analyzer Method ^[8]
2	Hydrogen Sulfide	Absorption Sampling, Iodometric Method ^[5]
3	Opacity	Ringelmann's Method ^[3,4]
4	Oxide of Nitrogen	1) Absorption Sampling, Phenoldisulfonic Acid Method ^[6] 2) Instrumental Analyzer Method ^[9]
5	Sulfur Dioxide	1) Absorption Sampling, Barium-Thorin Titrimetric Method ^[5] 2) Instrumental Analyzer Method ^[10]

วิภา สัมฤทธิ์ผล

(นางสาววิชุดา สัมฤทธิ์ผล)

ผู้อำนวยการ

ศูนย์วิจัยและเตือนภัยมลพิษโรงงานภาคตะวันออก

Sulfuric Acid...

ลำดับที่	สารมลพิษ	วิธีวิเคราะห์
6	Sulfuric Acid	Isokinetic Sampling, Barium – Thorin Titrimetric Method ^[6]
7	Total Suspended Particulate	Isokinetic Sampling, Gravimetric Method ^[7]

น้ำใต้ดิน จำนวน 3 รายการ

ลำดับที่	สารมลพิษ	วิธีวิเคราะห์
1	Cyanide	Distillation, Colorimetric Method ^[2]
2	pH	Electrometric Method ^[2]
3	Phenols	Distillation, Direct Photometric Method ^[2]

เอกสารอ้างอิง

1. ธงชัย พรณสวัสดิ์ และวิบูลย์ลักษณ์ วิสุมธิดักดิ์, บรรณาธิการ. (2547) คู่มือวิเคราะห์น้ำเสีย. พิมพ์ครั้งที่ 4. กรุงเทพฯ: สมาคมวิศวกรรมสิ่งแวดล้อมแห่งประเทศไทย.

2. APHA, AWWA, WEF. Standard Methods for the Examination of Water and Wastewater. 23rd ed. Washington, DC : APHA, 2017

3. กระทรวงอุตสาหกรรม. ประกาศกระทรวงอุตสาหกรรม, พ.ศ. 2549. เรื่อง กำหนดค่าปริมาณเขม่าควันที่เจือปนในอากาศที่ระบายออกจากปล่องของหม้อน้ำโรงสีข้าวที่ใช้เกลบเป็นเชื้อเพลิง.

ราชกิจจานุเบกษา. 4 ธันวาคม 2549. เล่มที่ 123 ตอนพิเศษ 125ง.

4. กระทรวงอุตสาหกรรม. ประกาศกระทรวงอุตสาหกรรม, พ.ศ. 2549. เรื่อง กำหนดค่าปริมาณเขม่าควันที่เจือปนในอากาศที่ระบายออกจากปล่องของของหม้อน้ำของโรงงาน.

ราชกิจจานุเบกษา. 4 ธันวาคม 2549. เล่มที่ 123 ตอนพิเศษ 125ง.

5. United States Environmental Protection. Standards of Performance for New Stationary Sources. 40 CFR 60. Appendix A, 2017.

6. United States Environmental Protection. Standards of Performance for New Stationary Sources. 40 CFR 60. Appendix A, 2019.

7. United States Environmental Protection. Standards of Performance for New Stationary Sources. 40 CFR 60. Appendix A, 2020.

8. United States Environmental Protection Agency. Determination of Carbon Monoxide Emissions from Stationary Sources; Instrumental Analyzer Procedure. 40 CFR 60. Appendix A Method 10, 2017.

9. United States Environmental Protection Agency. Determination of Oxide of Nitrogen Emissions from Stationary Sources; Instrumental Analyzer Procedure. 40 CFR 60. Appendix A Method 7E, 2019.

10. United States Environmental Protection Agency. Determination of Sulfur Dioxide Emissions from Stationary Sources; Instrumental Analyzer Procedure. 40 CFR 60. Appendix A Method 6C, 2017.

วิภา สัมฤทธิ์ผล

(นางสาววิชุดา สัมฤทธิ์ผล)

ผู้อำนวยการ

ศูนย์วิจัยและเตือนภัยมลพิษโรงงานภาคตะวันออก



จัดทำโดย บริษัท เอแอลเอส แลборาทอรี กรุ๊ป (ประเทศไทย) จำกัด

104 ซอยพัฒนาการ 40 ถนนพัฒนาการ แขวงพัฒนาการ เขตสวนหลวง กรุงเทพฯ 10250

โทรศัพท์ 0-2760-3000 โทรสาร 0-2760-3197

www.alsglobal.com